



Relations with Parents Questions and Results

Ronny König, Bettina Isengard,
Klaus Haberkern, Christoph Zangger,
Tamara Bosshardt, Marc Szydlik

Relations with Parents:
Questions and Results

Ronny König, Bettina Isengard,
Klaus Haberkern, Christoph
Zangger, Tamara Bosshardt,
Marc Szydlik

Relations with Parents: Questions and Results

Ronny König, Bettina Isengard,
Klaus Haberkern, Christoph Zangger,
Tamara Bosshardt, Marc Szydlik



Seismo Press is supported by the Federal Office of Culture for the years 2021–2024.

Published by

Seismo Press, Social sciences and social issues AG
Zurich and Geneva

www.seismopress.ch | books@seismopress.ch

Text © The authors 2023

Cover: Ernst Ludwig Kirchner, Peasant Family Having a Meal
© Gift of the Estate of Ernst Ludwig Kirchner 1990

ISBN 978-3-03777-273-7 (Print)

ISBN 978-3-03777-880-7 (PDF)

<https://DOI.org/10.33058/seismo.30880>



This publication is licensed under a Creative Commons
Attribution-NonCommercial-NoDerivatives
4.0 International Licence.

Contents

Overview	7
Project	9
Topics	9
Design	10
Survey	15
Data	22
Cases	25
Questions	33
Introduction	33
German	35
French	49
Italian	63
English	77
Results	91
Introduction	91
Topics	94
Persons	97
Parents	129

Figures and tables

Figures

Figure 1: Questionnaires	11
Figure 2: Responses	21

Tables

Table 1: Respondents	12
Table 2: Languages	14
Table 3: Sampling	16
Table 4: Response rates	22
Table 5: Offline – online	27
Table 6: Persons and parents	28
Table 7: Living and deceased parents	30

Overview

This book offers essential information on relations between adults and their parents. How well do the generations get along with one another? What kinds of support do adults provide to their parents, and how much do parents give to their adult children? How often does tension or conflict arise? What impact do education, finances, age, gender, migration and region have on intergenerational relationships? The study examines both current relationships with living parents and past ties to mothers and fathers who have passed away.

The topics include the various forms of intergenerational cohesion but also ambivalence, stress, quarrel and distance. They address the opportunities and needs of individuals and families as well as the conditions for intergenerational conflict and cohesion. What strengthens attachment and support between parents and their adult children, and what contributes to tension and conflict? The project investigates individual, family-related and contextual factors.

The empirical basis is SwissGen, a representative survey of intergenerational relations in Switzerland. Over 10,000 individuals from across Switzerland participated in writing or online. They represent more than 20,000 relationships between adult children and their parents. The information collected allows for a comprehensive documentation and analysis of intergenerational relations at large and those of various groups of people. The project includes the collection of comprehensive and representative data, the documentation and analysis of intergenerational relations now and over time, the identification of similarities and differences as well as empirically based conclusions for individuals, families and society at large.

This book forms a tandem with the analysis volume, which examines central generational issues in depth (“Generationen zwischen Konflikt und Zusammenhalt” / “Generations between Conflict and Cohesion”). The analysis volume offers key findings, whereas the volume at hand documents all questions and answers of the survey. This includes the numbers on which the figures in the analysis volume are based. Moreover, the data volume is a general reference book for all SwissGen results and provides basic information on the research project.

Accordingly, the book consists of three parts. First, it contains general information on the survey, the respondents and the data. Second, it docu-

ments the questionnaires, which are available in German, French, Italian and English. Third, it presents all answers of the respondents in corresponding tables. These tables provide general results and also offer more specific information for various groups of people in regard to education, finances, age, gender, migration and region.

Of course, such a large research project is unthinkable without great participation and support. First of all, we would like to thank the more than ten thousand women and men who participated in the survey and answered our many questions: Thank you very much, indeed! Valuable advice in planning, preparing and conducting the study came from Vern Bengtson, Ariane Bertogg, Guy Bodenmann, Peter Farago, Corinne Igel, Martin Kohli, Oliver Lipps, Res Marti, Julia Schroedter and Seymour Spilerman. Most valuable and extensive support was provided by Robin Benz, Franziska Dörig, Christoph Freymond, Sandra Gilgen, Patrick Grunder, Corinne Krohn, Christian Panchard, Lukas Posselt, Jeannette von Rotz, Peter Rusterholz, Stefan Sacchi, Christiane Schlote, Diana Turrin and Gilles Wasser. Translations of texts or questionnaires were provided by Isabelle Bruhin, Cinzia Corda, Stephan Elkins, Eric J. Iannelli, John Koster, Marielle Larré and Julia Schaub.

Furthermore, we are very grateful for funding from the Swiss National Science Foundation (SNSF) and the University of Zurich (UZH), the most valuable help and provision of respondents' addresses by the Swiss Federal Statistical Office (FSO) as well as the always pleasant and professional cooperation with Seismo Press. The very supportive working conditions at the University of Zurich's Department of Sociology are also greatly acknowledged.

Project

Topics

The SwissGen project sheds light on intergenerational relations between adults and their parents. The focus is on tension and conflict on the one hand and cohesion and solidarity on the other. Furthermore, SwissGen provides insights into factors that shape and influence intergenerational relations. What promotes or hinders intergenerational conflict and cohesion? How important is the influence of various individual, family and societal factors?

To provide a detailed description and comprehensive examination of intergenerational relationships between adults and their mothers and fathers, the questionnaires address a broad variety of topics. Among others, these topics include many forms of conflict and cohesion as well as various conditions for tension and solidarity.

Conflict

- › Ambivalence: mixed feelings, changing emotions, tension and conflict, closeness and conflict
- › Stress: worries, expectations, overwhelmed, burdens, interference, criticism
- › Quarrel: disagreement, tension, quarrel, conflict
- › Distance: speechlessness, lack of understanding, indifference, estrangement

Cohesion

- › Attachment: closeness, contact, importance, understanding, appreciation, interest, seriousness, respect
- › Space: coresidence, household members, move-out date, residential distance
- › Time: received or given help, received or given care, emotional support, help with childcare, potential care, obligations
- › Money: received or given current transfers, potential financial support, received or expected large gifts, received or expected inheritances

Factors

- › Opportunities: education, finances, residential distance
- › Needs: age, employment, health, financial transfers, assets, property
- › Family: gender relations, partnership of parents, childhood (separation, upbringing, tension, conflict, reliability, rules, punishment, love, pressure, praise), partnership of child, (grand)children, siblings
- › Contexts: migration, region, country of birth, citizenship, canton

On this basis, SwissGen allows for a wide range of descriptions and analyses. This includes representative answers to important questions and, of course, manifold in-depth analyses of intergenerational relationships in their various forms, their determinants and their consequences.

Design

Questionnaires

For this research project, new questionnaires were developed and rigorously tested through extensive preliminary work (see below). The SwissGen survey consists of five parts: a personal questionnaire (1), a questionnaire about the relationship with the living (2A) or deceased mother (2B) and a questionnaire about the relationship with the living (3A) or deceased father (3B). Every respondent was asked to fill out the personal questionnaire as well as one questionnaire each in regard to her or his mother and father. In general, the questions relate to their biological parents. Thus, the respondents did not have to choose among biological, adopted, foster or stepparents with regard to the mother and father questionnaire, and the dataset contains relevant information on the biological parents for all respondents. Nevertheless, they were also asked whether their parents separated, whether one or both of them passed away and whether the respondents grew up with adoptive parents, foster parents or stepparents. This information makes it possible to determine whether any of these conditions influence the relationship to the biological parent.

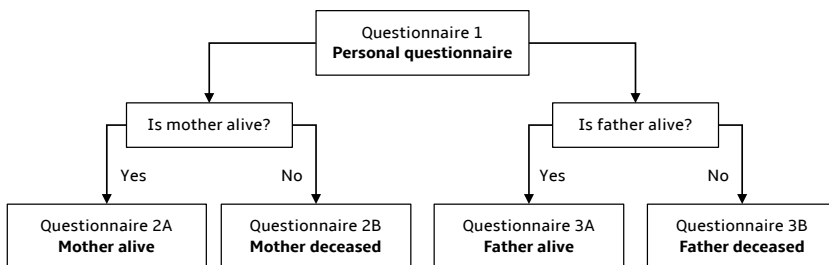
The personal questionnaire (1) consists of 32 main questions and five sub-questions that cover general information about the respondent. Besides

socio-demographics, household finances, health and general life satisfaction, a series of questions addresses family and household structures. In addition, the questionnaire gathers information about the respondent's life circumstances while growing up: for instance, whether they grew up with both biological parents and whether they experienced conflicts between them.

Each parental questionnaire (2A, 2B, 3A, 3B) includes 57 main questions and 15 sub-questions. In addition to the parents' socio-demographic and socio-economic background, it collects information about their health, partnership status and the respondent's connections with them. It then moves on to inquire about a variety of situations that define various aspects of intergenerational relationships. Further questions refer to the respondent's childhood and youth, and a final series of questions asks about intergenerational solidarity in the form of time and monetary transfers.

All in all, the five questionnaires contain a total of 325 questions, and each respondent could reply to 181 questions across three questionnaires, two of which were chosen depending on whether or not the parents were still alive. The survey questions can be found in the second part of this book.

Figure 1: Questionnaires



Source: SwissGen.

Figure 1 offers an overview of the five parts of the survey. At the end of the personal questionnaire, two separate questions ask whether the biological mother and father are alive, deceased or unknown. These questions act as filter questions that guide respondents through the questionnaires about their relationships with their biological mother and father: If the biological mother is alive at the time of the survey, respondents continue with Questionnaire 2A,

whereas those whose biological mother is deceased continue with Questionnaire 2B. Then respondents proceed with Questionnaire 3A if their biological father is alive and Questionnaire 3B if he is deceased. Respondents are asked not to answer the questionnaire about their biological parent if the respective parent is unknown. In the online survey, the routing between questionnaires was done automatically. Unless the respondent did not know his or her biological mother, the web-based survey was programmed to continue with the respective questionnaire about the relationship with the mother after the personal questionnaire was completed. These questions were followed by the corresponding questions in regard to the biological father.

Table 1 provides a summary of the number of respondents across the five questionnaires. 10,623 people answered the personal questions, which by definition corresponds to 100 per cent of the survey participants. At the time of the survey, the mothers of 6,453 respondents were alive, while those of 4,011 respondents had already passed away. Overall, the results show that more mothers were still alive than fathers. This is due to the longer lifespan of women, but also because, on average, mothers are younger than fathers when their children are born.

Table 1: Respondents

	Respondents	Per cent
Person (Q. 1)	10,623	100.0
Mother	10,492	100.0
Alive (Q. 2A)	6,453	61.5
Deceased (Q. 2B)	4,011	38.2
Unknown	28	0.3
Father	10,374	100.0
Alive (Q. 3A)	5,024	48.4
Deceased (Q. 3B)	5,210	50.2
Unknown	140	1.4

Source: SwissGen. "Q.": Questionnaire (see Figure 1).

With the exception of the parent-specific wording of questions (i.e., “Mother” or “Father” and corresponding grammatical gender), Questionnaires 2A and

3A are identical; the same applies to Questionnaires 2B and 3B. Questionnaires 2A/3A and 2B/3B also cover the same questions with only a few exceptions and mainly differ in terms of wording and the underlying time frame. The questions about living mothers and fathers relate to the current situation, while those asking about deceased parents refer to the last twelve months before the parent's death. Thus, the questions in Questionnaires 2A and 3A generally employ present tense while Questionnaires 2B and 3B use past tense or phrases such as "... during the last 12 months before her passing".

Nevertheless, there are three notable differences between the questionnaires about parents that are still alive and those who have already passed away: 1) The year of death is only requested in regard to deceased parents. 2) While respondents with living parents are asked about the prospect of receiving an inheritance from them, respondents with deceased parents are asked whether they have actually received such an inheritance. 3) Respondents are only asked whether they expect a large gift from a parent if that parent is still alive.

Languages

Since Switzerland is a multilingual country with three main language regions, namely, German, French and Italian Switzerland, the questionnaires were made available in German, French and Italian. Additionally, the questions were translated into English, partly to reach English-speaking respondents, and partly to make the SwissGen questions available to the English-speaking scientific community. However, the English survey was only available to respondents taking part online. These respondents could choose the language before starting and during the survey. The paper-and-pencil questionnaires were sent in the respondents' correspondence language provided by the Swiss Federal Statistical Office (see below).

Modes

SwissGen participants could either fill in paper-and-pencil questionnaires or complete a web-based version of the survey. The benefit of this hybrid approach is that it balances out the respective advantages and disadvantages of the two survey modes. The goal was to motivate as many people as possible to answer the questions, including younger and older participants. Anyone who wanted to reply online without filling out paper forms and returning them by

mail could do so, while those who preferred to fill out paper questionnaires could do so, too. Both survey modes were self-administered.

The online survey was programmed using LimeSurvey and was accessible through a link on the invitation letter, a link on the front page of the paper-and-pencil questionnaires and via the SwissGen project website. Respondents taking part in the web-based survey could either log in with a token – which was noted on the invitation letter as well as on the paper-and-pencil questionnaires – or access a personalised survey directly via a QR code printed on the paper-and-pencil questionnaires. To ensure general accessibility, LimeSurvey contains a responsive design that adapts to different devices and browsers. The research group successfully tested several scenarios before starting the fieldwork and did not receive any notifications concerning compatibility issues or web browser display problems during the survey.

Table 2: Languages

	Offline		Online		All	
	Cases	Per cent	Cases	Per cent	Cases	Per cent
German	3,822	71.8	3,971	75.0	7,793	73.4
French	1,168	21.9	942	17.8	2,110	19.9
Italian	336	6.3	262	4.9	598	5.6
English	/	/	122	2.3	122	1.1
All	5,326	100.0	5,297	100.0	10,623	100.0

Source: SwissGen.

Table 2 documents the number of completed questionnaires by survey mode and language. The total shows that half of the respondents opted for each of the two survey modes. This result indicates how important it is in current surveys not to rely solely on an online mode. The table also shows that most of the respondents have a German-speaking background, followed by the French-speaking and, finally, the Italian-speaking participants. The English version, available in the online mode, was chosen by a particularly small number of people. Further information on response rates by survey mode can be found in Table 4. A breakdown of the two survey modes according to education, finances, age, gender, migration and region is offered in Table 5.

Survey

Sampling

SwissGen is a representative study of adults of all ages in Switzerland. The survey is neither restricted to young or old adults, nor to Swiss citizens. Also, the comparatively smaller part of Italian Switzerland is included as well, and so is each of the 26 Swiss cantons. The goal was to gain information on inter-generational relations between adults of all ages including those from different regions and countries of origin. By doing so, SwissGen exceeds other studies that focus on specific age groups, specific regions and/or specific population groups (e.g., excluding migrants).

The target population consists of all individuals of at least 18 years of age at the time of the sampling (born in 2000 or earlier) who have their regular domicile in Switzerland. A person was not considered if she or he was hospitalised, incarcerated, under legal guardianship or out of the country during the entire survey period. These individuals were excluded from the net sample if the research group received explicit notice after the invitation to participate from the individual in question, from family members or from public authorities.

The sample is a disproportionate stratified random sample of individuals residing in Switzerland. Sampling was conducted by the Swiss Federal Statistical Office (FSO). The FSO is Switzerland's national competence centre for official statistics and – among other tasks – administers the national register of residents. For the FSO to provide the addresses, several conditions had to be met, which included the particular importance of the study for Switzerland as well as the approval of an application to the Swiss National Science Foundation.

The goal was to reach a SwissGen sample of around 10,000 respondents in order to have enough cases for representative descriptions and thorough analyses of diverse groups of people. Due to an estimated response rate of 40 per cent, the FSO was asked to provide a total sample of around 25,000 individuals. The sample was stratified by canton to achieve an adequate representation of each canton and to provide a sound empirical basis for comparisons of cantons and regions. To meet these criteria, the FSO drew 24,904 addresses of individuals in the target population from the cantonal and communal registers of residents. A further 3,557 addresses could have been activated from a reserve sample in order to achieve the desired net sample size if the responses

Table 3: Sampling

Canton	Target sample	Actual sample	Difference
Zurich	675	761	+ 86
Bern	550	550	0
Lucerne	400	446	+ 46
Uri	310	329	+ 19
Schwyz	340	418	+ 78
Obwalden	310	349	+ 49
Nidwalden	310	365	+ 55
Glarus	310	333	+ 23
Zug	330	425	+ 95
Fribourg	380	380	0
Solothurn	365	326	- 39
Basel-Stadt	345	326	- 19
Basel-Landschaft	370	368	- 2
Schaffhausen	320	347	+ 27
Appenzell Ausserrhoden	310	378	+ 68
Appenzell Innerrhoden	300	342	+ 42
St. Gallen	425	426	+ 1
Graubünden	350	366	+ 16
Aargau	470	503	+ 33
Thurgau	370	400	+ 30
Ticino	500	559	+ 59
Vaud	500	435	- 65
Valais	380	390	+ 10
Neuchâtel	340	380	+ 40
Geneva	420	365	- 55
Jura	320	356	+ 36
All	10,000	10,623	+ 623

Source: SwissGen.

from the first fieldwork phase had indicated a lower than expected response rate. However, this was not necessary (see below).

Table 3 shows the targeted and actual net sample for each Swiss canton as well as the corresponding difference. For each canton, except for Ticino, the targeted net sample was fixed to 300 individuals plus 0.3% of the canton's

population size. The targeted net sample for Ticino was fixed to 500 individuals to ensure an adequate representation of the Italian-speaking population. The actual net sample reached or even exceeded the target mark in 21 of the 26 cantons and was only slightly below the expectations in five cantons, namely, Solothurn, Basel-Stadt, Basel-Landschaft, Vaud and Geneva. In view of the overall actual net sample of 10,623 respondents, the additional reserve sample was not needed.

Testing

To ensure the quality of the questionnaires and the proper functioning of the software, several pretests were conducted before the actual SwissGen survey took place. In spring 2018, students from a methods lecture at the University of Zurich's Department of Sociology were invited to the first pretest, which led to a few minor changes in wording, layout and items. The main pretest took place in June and July 2018. These addresses came from a commercial address provider. A total of 1,000 individuals – 498 German-speaking, 302 French-speaking and 200 Italian-speaking – were invited to participate. At the beginning of June 2018, an initial invitation letter including only the URL as well as a QR code for the web-based questionnaire was sent to these individuals. Three weeks later, a second invitation letter was sent out along with the paper-and-pencil questionnaires as well as a prepaid return envelope (the printed postal prepayment impression “P.P.” [“port payé”] replaced the postage stamp and participants could post the complete questionnaires without additional costs).

While 45 individuals could not be contacted (e.g., item refused, uncollected or undeliverable), a total of 277 questionnaires – 126 web-based and 151 paper-and-pencil – were completed. There was no indication of any malfunctioning of the optical mark recognition (OMR) software that was used to process the paper-and-pencil questionnaires. Furthermore, both pretests clearly showed that the questionnaires worked very well, requiring only minor changes in answer categories and question wording.

Collecting

The main data collection of SwissGen was carried out by the research group from September 2018 to February 2019. The goal was to receive valid answers

from as many respondents as possible; it was thus important to provide enough time for responses and reminder letters.

All in all, the respondents were approached three times: first with a letter but no paper-and-pencil questionnaires and then via two consecutive letters with the five printed questionnaires enclosed, either in German, French or Italian. The letters and paper questionnaires were copied, bagged, stamped (PP franking) and sent out by the printery of the University of Zurich. Additionally, information about the survey was published on the SwissGen website in German, French, Italian and English (www.suz.uzh.ch/swissgen). This website offered further information regarding the goals of the project, data privacy and anonymity, the research team and FAQs (Who was selected for the survey? Who are we? Who is supporting the research project? What happens to the data? Where will the results be published?). Those invited also had the opportunity to contact us with any questions via a telephone number and email address specially set up for the study.

The first letter was sent out to each of the 24,904 individuals in the week of September 3, 2018 (calendar week 36). Five weeks later, in the week of October 8, 2018 (CW 41), a second invitation letter and the paper-and-pencil questionnaires were sent to 21,503 individuals who had not yet participated in the online survey. The third and final letter was sent out another six weeks later, that is, in the week of November 19, 2018 (CW 47), to those 16,134 individuals who had not participated since the previous invitation. This letter again contained the paper-and-pencil questionnaires in the corresponding language.

Furthermore, a postage-paid and addressed return envelope for the paper-and-pencil questionnaires was enclosed with the second and third invitation letters. With these invitation letters, respondents could still participate in the online survey via their personalised URL or QR code. All completed questionnaires received by or on the cut-off date of February 28, 2019, were considered for the study.

The first letter consisted of a single page. It contained the letterhead of the University of Zurich, Department of Sociology, including the name and address of the principal investigator. The name and address of the recipient were included in the letter, as well as the date and a personal salutation. The letter was written in the communication language registered by the FSO for the respective recipient, either in German, French or Italian. In 98 per cent of cases (24,467 people), this language corresponded to the official language

spoken in the respective district. Only for two per cent (437 people) had the FSO registered a different national language than that of the district in which they lived. While all 105 people living in a Romansh district were contacted in German, different national languages were used for 188 invitees living in German-speaking districts, for 95 living in French-speaking districts and for 49 in Italian-speaking districts.

The first letter read as follows:

Dear [Ms/Mr] [Surname],

We are a research group at the University of Zurich that is studying inter-generational topics. The goal is to examine generations in Switzerland in more detail from a scientific perspective and with a focus on relationships with living or deceased parents. The research project is supported by the Swiss National Science Foundation (SNSF), the Federal Statistical Office (FSO) and the University of Zurich.

[Ms/Mr] [Surname], your address was drawn at random from the Federal Statistical Office's (FSO) Random Sample Register. The legal basis for this is section 13c(2) of the Ordinance on the Collection of Statistical Data (SR 431.012.1). To be able to draw conclusions that are representative of Switzerland, it is particularly important that all those who are contacted take part in the survey. Completing the questionnaire will only take about 20 minutes (and it is available in German, French, Italian and English). Of course, all information will be treated completely anonymously.

Through your participation you will make an important contribution to understanding and supporting intergenerational relationships in Switzerland. For more information on the project, you may visit www.swissgen.uzh.ch.

Thereafter, the letter contained a direct link to the online survey, a QR code and the personal token. The letter concluded with a thank you and the principal investigator's signature.

The second letter added the following first sentence and another paragraph: "Some time ago, we sent you an invitation to participate in our research project. (...) If you have already taken part, we would like to thank

you profoundly for your valuable cooperation. If you have not yet completed the questionnaire, you can still do so via the following link and token.”

The third letter just had a different introduction, namely: “We have already invited you to participate in our research project. Since your participation is very important to us, we are attempting to contact you one final time. (...)”

The second and third letters again offered a direct link to the survey, a QR code and the personal token. However, these letters also contained a large arrow on the first page that led to further information on the second page.

On the second page, it was first stated that the respondents could alternatively use the enclosed printed questionnaires and a few instructions were given. Respondents were asked to start with the personal questionnaire and then to fill out one of the two questionnaires (2A or 2B) about their biological mother, depending on whether she was alive or had already passed away, followed by one of the two questionnaires (3A or 3B) about their biological father, depending on whether he was alive or had already passed away.

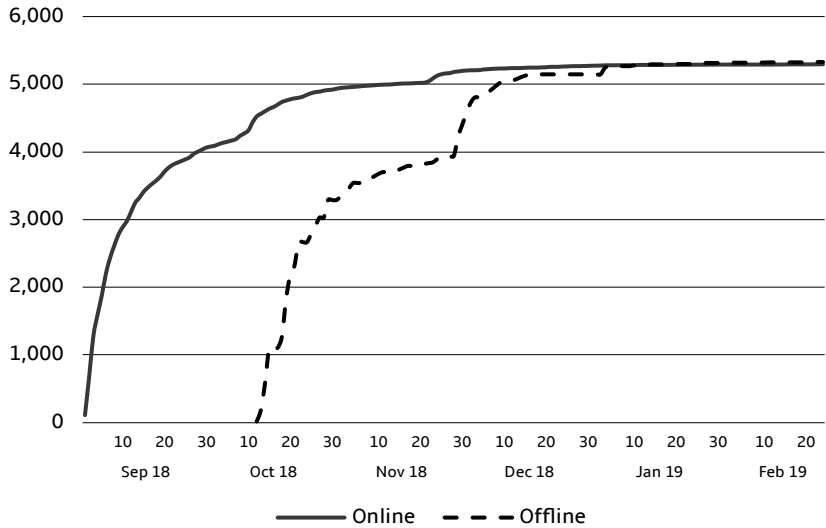
Further instructions asked the respondent to use a black or dark blue pencil or pen, check the boxes that corresponded to the appropriate answer and explained what to do if the respondent wanted to change an answer or did not have any information to fill in. There were also short explanations of symbols used in the questionnaires, such as a writing or a pointing hand. Finally, the following request was made: “Thereafter, please send all five questionnaires back to us in the enclosed postage-paid return envelope.” Again, these letters concluded with a thank you and the principal investigator’s signature.

Responding

Figure 2 documents the date of the responses received by survey mode. The months and days are plotted on the x-axis, the number of completed or returned questionnaires on the y-axis. The solid curve on the left shows the date of participation of respondents answering the online questionnaire. The date of arrival of the returned paper-and-pencil questionnaires is presented in the dashed curve on the right. It shows the return of the first questionnaires shortly after the second letter – as well as a further increase in returns after the third letter. Only a few respondents submitted their answers after the end of 2018.

Filling in the online questionnaire lasted 28:05 minutes on average, with a median of 22:25 minutes (interruptions cannot be ruled out). This time span is not too far off the 20 minutes specified in the letters.

Figure 2: Responses



Source: SwissGen.

Table 4 documents the response rates for the total sample and the three language regions. The information regarding each invitee’s language region was obtained from address data retrieved from FSO’s register data and does not include the rarely spoken Romansh as a separate category. The classification into three language regions – German, French, Italian – is based on the most spoken official language in each district. Out of the 24,904 individuals of the gross sample delivered by the Federal Statistical Office, 583 (2.3 per cent) could not be contacted. On the one hand, this was the case if the mail delivery was refused or the mail uncollected or undeliverable. On the other hand, this also applied if invitees were not able to participate for being hospitalised, incarcerated or even deceased. Respondents who at some point explicitly stated (e.g., via email or telephone) that they refused to participate in the survey were not contacted again, either. The same applies to a few cases in which representatives drew attention to circumstances that precluded an invitee’s participation (e.g., dementia). However, these 445 individuals (1.8 per cent) are considered in the net sample when calculating the response rate. This results in a net sample of 24,321 individuals.

Table 4: Response rates

Region	Gross sample	Net sample	Respondents	Response rate
German	18,255	17,878	7,932	44.4%
French	5,395	5,221	2,132	40.8%
Italian	1,254	1,222	559	45.7%
All	24,904	24,321	10,623	43.7%

Source: SwissGen.

The total response rate is 43.7 per cent, which can be attributed to the various efforts to motivate as many sampled individuals as possible to participate in the survey (e.g., two alternative survey modes, three consecutive letters, four language options, references to relevant institutions, additional information on the website, short questionnaires). Table 4 also shows that the response rates for the three Swiss regions do not differ very much. Nevertheless, the response rates for Italian and German Switzerland are somewhat higher than for the French-speaking part. Such contextual differences have been considered and balanced by the weighting process (see below).

Data

Correcting

The data set of the SwissGen survey has been thoroughly checked and corrected where necessary. All returned paper-and-pencil questionnaires were scanned and securely stored immediately after arrival. They were processed using the optical mark recognition software ‘Remark Office OMR’ (version 10). While the software recorded information from choice and scale questions automatically, respondents’ handwritten answers – such as dates or fill-in answers – were entered manually in the data frame. While using the optical mark recognition software, the research group visually inspected all responses in order to minimise the risk of incorrect assignments by the software. If answers were ambiguous – for example, when boxes were not ticked

correctly, when multiple boxes were ticked in single-choice questions or when the respondent's handwriting could not be deciphered – they were manually defined as missing values. No other measures were taken to ensure consistency while processing the paper-and-pencil questionnaires with the software.

During data cleansing, the following consistency checks were conducted:

- › First, the filters used in the questionnaires were checked. Especially in the paper-and-pencil questionnaires, some filter questions might have been overlooked by the respondents – for example, in the questions asking about certain amounts of money. Missing information on binary filter questions were therefore corrected in accordance with the answer to the follow-up question.
- › Second, year dates as well as workloads in the paper-and-pencil questionnaires were restricted to the valid range of values in the web-based questionnaire. For example, workloads of more than 150 per cent were recoded to the category “150 and more”. In addition, any year dates that exceeded the valid range of values used in the web-based questionnaire were recoded as missing values. This modification applied, for example, to a year of birth before 1850 and after 2000.
- › Third, a multitude of scenarios was checked in which the respondents' answers could be implausible or contradictory to other answers given in the questionnaires. Inconsistent information from the paper-and-pencil questionnaires was compared with the original questionnaires, and answers were changed manually if read incorrectly by the optical mark recognition software. On rare occasions (see below) where the inconsistency or implausibility of answers could not be resolved, answers were recoded as missing values. In cases where severe inconsistencies unfolded through a combination of different variables, all affected variables were recoded as missing values. All in all, only 746 of over 1,600,000 individual answers seemed to be implausible or inconsistent with other information and were thus treated as not valid or suspected wrong under the following conditions:
 - › Implausible or inconsistent year of birth, death, migration to Switzerland, end of coresidence or separation of parents (e.g., year of birth later than year of migration to Switzerland)
 - › Inconsistencies of family and household structures (e.g., living in the same household as parents who were reported to be deceased)

- › Implausible and inconsistent information on employment status (e.g., full-time workload but also unemployed)
- › Implausible distances between the respondent's and the living parents' domicile (e.g., distance of "500 kilometres or more" although the parent lives in Switzerland as well)
- › Specified country is not clearly identifiable (e.g., "Yugoslavia" is specified as birth country in the paper-and-pencil questionnaire)

Nevertheless, all substantive variables obtained from the questionnaires were also included in the data file in raw form. These variables are denoted with the suffix "_raw".

Weighting

SwissGen provides valid information on the adult population living in Switzerland. Making general statements about the population with a random sample usually requires weighting. For empirical findings to be unbiased, the sample of the survey must either resemble the general population or be adjusted – that is, weighted – to do so. The SwissGen weights have been calculated and calibrated by Stefan Sacchi of CUE Sozialforschung, Zurich. Two kinds of weights are used to correct for potential differences: design weights and non-response weights.

Design weights correct for the disproportional stratified sample design. The populations of Swiss cantons vary in size from less than 20,000 in Appenzell Innerrhoden to over one million in Zurich and Bern. SwissGen uses a disproportional sample design stratified by canton to realise sufficient sample sizes in each canton, for instance, for comparisons between cantons. In this sample design, the probability of selection differs between cantons. Individuals from smaller cantons had an above average, those from larger cantons a below average probability to receive the SwissGen questionnaires and, therefore, to participate in the survey. Hence, respondents from smaller cantons are overrepresented and those from larger cantons are underrepresented in the SwissGen sample. To address this, SwissGen offers design weights that correct for different probabilities of selection and thereby simulate a representative sample on the national level.

Furthermore, design weights, combined with non-response weights, correct for the so-called non-response bias. The willingness to complete question-

naires may depend on individual characteristics and contexts. Participation rates in SwissGen vary by age, gender, household size, civil status, nationality and country of birth as well as by canton and degree of urbanisation. For example, migrants and those born in Switzerland without Swiss nationality at the time of the survey have lower participation rates, and their share in SwissGen is therefore lower than in the overall population. Design non-response weights are used accordingly to correct for both the disproportional sampling and the non-response bias. They adjust the SwissGen sample to resemble the overall population by using reference populations from the FSO and from the Swiss Labour Force Survey (SLFS) between the third quarter of 2017 and the fourth quarter of 2018. The documentation “SwissGen – Generationenbeziehungen in der Schweiz. Dokumentation der Stichprobengewichte” by Stefan Sacchi (November 2019) provides a detailed description of the weighting procedure as well as recommendations on how to use the design and non-response weights for statistical analyses.

Cases

The three tables below show basic numbers of cases and percentages. They differentiate between offline and online responses, document persons and parents, show cases and percentages for living and deceased parents and further differentiate between education, finances, age, gender, migration and region. Information on these variables can be found in the introduction to the Tables part of this book and in the Appendix of the analysis volume.

Offline – online

Table 2 has already shown that the number of participants who completed the questionnaire online roughly equals the number of people who chose to do so using paper and pencil. Table 5 now offers further information on the respective respondents. Who is more inclined to answer questions via a paper-and-pencil questionnaire, and who is more likely to use digital means?

The table reveals large differences in the usage of the two survey modes and confirms the advantages of a hybrid strategy combining digital with

postal responses. Thus, relying on an online-only version can easily lead to an over- or underrepresentation of certain population groups.

Almost one in five respondents who opted for the paper-and-pencil questionnaires have a low level of education – among online respondents it is only one in ten. Conversely, three out of ten who responded offline have a high level of education, whereas the highly educated constitute almost half of the online response group. In general, higher education leads to more digital responses. Similarly, financially better-off respondents were more likely to choose the web-based questionnaire.

As expected, age is of particular importance. Four out of ten offline respondents are at least 60 years old – compared to only one in four among those who responded online. Conversely, younger people are overrepresented in the digital survey. But there are also many younger people who filled out the paper-and-pencil questionnaires and many older people who answered online.

In contrast, gender differences are relatively small. There are no particular differences among online respondents, but there are more women than men among those who responded offline, which might reflect the higher proportion of older women.

Migration background does not play a major role. The proportions of first- and second-generation migrants and people without a migration background do not differ very much between the two survey modes. Nevertheless, among offline respondents we find a somewhat higher proportion of those born outside of Switzerland (1st generation) and a lower share of those who were born in Switzerland but had at least one parent who was born elsewhere (2nd generation).

Furthermore, the table reveals some smaller differences among the regions. The share of online respondents is nearly five per cent lower in the German-speaking part of Switzerland. On the other hand, slightly more people answered online in French and Italian Switzerland.

All in all, differences between offline and online respondents are much more pronounced in regard to education, finances and age, while gender, migration and region are less relevant. The online questionnaire was much more frequently used by younger and highly educated respondents who are financially well-off, whereas older respondents with low or medium education and financial difficulties were more likely to use the paper-and-pencil questionnaires.

Table 5: Offline – online

	Offline		Online	
	Cases	Per cent	Cases	Per cent
Education				
Low	632	19.2	285	10.0
Medium	2,679	51.8	2,089	42.1
High	1,929	29.0	2,847	48.0
Finances				
--	131	3.8	77	2.2
-	311	7.8	191	4.7
o	1,602	34.3	1,267	27.8
+	1,720	31.2	1,927	35.5
++	1,339	22.9	1,720	29.9
Age				
18-29	668	12.0	982	19.2
30-59	2,564	49.2	2,969	55.0
60+	1,986	38.8	1,343	25.9
Gender				
Female	2,773	55.0	2,740	50.5
Male	2,172	45.0	2,557	49.5
Migration				
1st generation	1,161	34.5	1,092	32.1
2nd generation	703	13.5	819	15.7
No migration	3,174	51.9	3,133	52.2
Region				
German	3,846	69.6	4,086	74.2
French	1,168	25.3	964	22.3
Italian	312	5.1	247	3.5
All	5,326	52.2	5,297	47.8

Source: SwissGen. Cases unweighted, per cent weighted.

Persons and parents

The next two tables document the numbers and percentages of respondents and intergenerational relations. The left part of Table 6 shows the distribution

Table 6: Persons and parents

	Persons		Parents	
	Cases	Per cent	Cases	Per cent
Education				
Low	917	14.8	1,768	14.4
Medium	4,768	47.1	9,385	47.2
High	4,776	38.1	9,445	38.4
Finances				
--	208	3.0	408	3.0
-	502	6.3	991	6.3
o	2,869	31.2	5,664	31.0
+	3,647	33.3	7,225	33.4
++	3,059	26.2	6,073	26.4
Age				
18-29	1,650	15.4	3,226	15.5
30-59	5,533	52.0	10,888	52.1
60+	3,329	32.6	6,537	32.5
Gender				
Female	5,513	52.3	/	/
Male	4,729	47.7	/	/
Daughter-mother	/	/	5,443	26.3
Daughter-father	/	/	5,382	26.0
Son-mother	/	/	4,671	24.0
Son-father	/	/	4,613	23.7
Migration				
1st generation	2,253	33.3	4,377	32.6
2nd generation	1,522	14.6	3,032	14.7
No migration	6,307	52.1	12,611	52.7
Region				
German	7,932	71.8	15,592	72.0
French	2,132	23.9	4,177	23.7
Italian	559	4.3	1,097	4.3
All	10,623	100.0	20,866	100.0

Source: SwissGen. Cases unweighted, per cent weighted.

of the 10,623 SwissGen participants in regard to education, finances, age, gender, migration and region (the operationalisations of these variables can be found in the introduction to the Tables part of this book and in the Appendix of the analysis volume; see Overview above). The right part documents their relations with their mother and father, which add up to a total of 20,866 respondent-parent relationships, so-called “dyads”. The number of cases does not double because not all respondents were able or willing to provide information about both of their parents (see Table 1).

Most people in Switzerland are well educated and are in a good financial situation. Only 15 per cent are low-skilled, and only about one in ten live in a household that struggles to make ends meet. Sixty per cent are at least doing well financially, and over a quarter are doing very well.

As far as age is concerned, a good half of the population belongs to the middle group, while 15 per cent are younger and a third older. As expected, there are somewhat more women than men, and almost half of the adults living in Switzerland have a migration background. A third are first-generation migrants (i.e., born outside of Switzerland), and 15 per cent belong to the second generation (i.e., they were born in Switzerland, but at least one of their parents was not). Slightly more than half of the population has no direct migration background.

German-speaking Switzerland is by far the largest of the three language regions. Over 70 per cent of adults live in this part of the country, followed by just under a quarter who live in French Switzerland and one in twenty who live in Ticino, i.e., Italian Switzerland.

The percentages for intergenerational relationships correspond to those of the respondents. Since the parents are also included here, the dyads can be differentiated for mothers and fathers. Roughly speaking, a quarter of dyads each are daughter-mother, daughter-father, son-mother or son-father relationships. Once again, there are somewhat more female than male respondents.

Living and deceased parents

Table 7 differentiates between living and deceased parents (the numbers in the first and third column do not quite add up to the 20,866 dyads of the previous table, as the 168 unknown parents are not shown here). In regard to deceased parents, at first no further cases are excluded. However, since SwissGen refers to intergenerational relationships of adults in Switzerland, in

Table 7: Living and deceased parents

	Parents alive		Parents deceased		Parents deceased*	
	Cases	Per cent	Cases	Per cent	Cases	Per cent
Education						
Low	601	9.7	1,147	19.9	807	17.4
Medium	4,886	45.2	4,407	49.3	3,442	50.1
High	5,869	45.0	3,523	30.7	2,820	32.4
Finances						
--	219	2.6	185	3.4	120	2.7
-	577	6.4	397	6.1	278	5.4
o	3,191	31.4	2,418	30.5	1,836	29.0
+	4,312	36.0	2,863	30.3	2,247	31.3
++	3,042	23.7	2,994	29.8	2,444	31.6
Age						
18-29	3,107	27.3	98	1.4	34	0.7
30-59	7,737	68.1	3,056	32.7	2,334	30.9
60+	555	4.6	5,935	65.9	4,782	68.4
Gender						
Daughter-mother	3,445	28.3	1,984	24.4	1,629	26.3
Daughter-father	2,680	22.1	2,619	30.2	1,974	29.2
Son-mother	2,813	27.6	1,847	19.9	1,513	20.5
Son-father	2,203	22.0	2,360	25.5	1,822	24.1
Migration						
1st generation	2,486	33.2	1,822	31.2	1,113	24.4
2nd generation	2,050	18.1	972	10.6	798	11.4
No migration	6,634	48.7	5,977	58.2	5,048	64.3
Region						
German	8,566	72.4	6,910	71.7	5,401	72.7
French	2,347	23.8	1,789	23.4	1,380	22.8
Italian	564	3.8	522	4.9	369	4.6
All	11,477	100.0	9,221	100.0	7,150	100.0

Source: SwissGen. Cases unweighted, per cent weighted. *: Excluding respondents whose parents passed away before respondent turned 18 and/or before respondent moved to Switzerland.

the case of deceased parents, two groups of respondents are excluded from the third part of Table 7: a) those whose parents passed away before the respondent turned 18 and b) those whose parents passed away before the respondent moved to Switzerland.

There are some striking differences between adults whose parents are still alive and those whose parents have already passed away. Of course, age is crucial. Younger and middle-aged adults are much more likely to have living parents, while most parents of those in the oldest respondent group have already died. Accordingly, Table 7 indicates that only one in twenty current intergenerational relationships between adults and their living parents involve children aged 60 or older, while respondents aged 60+ make up two-thirds of those with deceased parents.

This enormous difference in age also shows itself in other areas. The (younger) adults with living parents tend to be more educated, which is related to the educational expansion over the last decades.

Conversely, among adults with deceased parents there is a particularly high proportion who are financially very well-off. Inheritances from parents may also play a role here (see the analysis volume). Among adults with living parents, we find more intergenerational relationships with mothers than fathers because women tend to have a longer lifespan. There is thus a particularly high number of daughter-father dyads among adults with deceased parents: daughters live longer and fathers are both older at the time when they have children and pass away earlier.

Excluding respondents who lost their parents before they turned 18 or before they moved to Switzerland reduces the proportion of first-generation migrants among those with deceased parents from just under a third to a quarter. At the same time, the proportion of the second generation is significantly higher among those with living parents than among those whose parents have passed away – indicating a younger age of the second generation and thus of their parents.

However, among the three language regions there are no disparities worth mentioning when it comes to the proportions of adults with living and deceased parents. They do not differ in German, French and Italian Switzerland.

Questions


Introduction

This chapter contains the SwissGen questions. To provide the best possible documentation of the survey, the original paper-and-pencil questionnaires are presented here in all four languages of the study: German, French, Italian and English. The personal questions are listed first, followed by the questions regarding the parents.

As mentioned above, SwissGen contains five questionnaires for each language: one personal questionnaire and four separate questionnaires for living and deceased mothers and fathers – in each language. This adds up to 20 questionnaires. To avoid redundancies, however, not all five questionnaires are presented here. Since the questionnaires for mothers and fathers are identical (“mother” in one is simply replaced by “father” in the other), only the questionnaires about mothers are included here, but in all four languages. This adds up to a total of twelve questionnaires.

Therefore, the following three questionnaires are available for each language: 1) the personal questionnaire, 2) the questionnaire for living mothers and 3) the questionnaire for mothers who are deceased. Since most of the respondents used the German version, these questionnaires are presented first, followed by the French, Italian and English versions.

German

<h1 style="margin: 0;">1 Personenfragebogen</h1>	 <p style="font-size: small; margin: 0;">Online-Teilnahme alternativ unter: https://swissgen.limequery.com Zugangsschlüssel: abcde</p>												
Zum Anfang einige allgemeine Fragen zu Ihrer Person. Bitte beantworten Sie diesen Fragebogen zuerst.													
<p>1. In welchem Jahr wurden Sie geboren? ✎ <input type="text"/> <input type="text"/> <input type="text"/> <input type="text"/></p>													
<p>2. Geschlecht? <input type="checkbox"/> Männlich <input type="checkbox"/> Weiblich</p>													
<p>3. In welchem Land wurden Sie geboren? <i>(Bitte nennen Sie das Land/Gebiet, zu dem der Geburtsort heute gehört.)</i></p> <table style="width: 100%; border: none;"> <tr> <td style="width: 33%;"><input type="checkbox"/> Schweiz</td> <td style="width: 33%;"><input type="checkbox"/> Italien</td> <td style="width: 33%;"><input type="checkbox"/> Serbien</td> </tr> <tr> <td><input type="checkbox"/> Deutschland (West)</td> <td><input type="checkbox"/> Portugal</td> <td><input type="checkbox"/> Kosovo</td> </tr> <tr> <td><input type="checkbox"/> Deutschland (Ost)</td> <td><input type="checkbox"/> Spanien</td> <td><input type="checkbox"/> Mazedonien</td> </tr> <tr> <td><input type="checkbox"/> Frankreich</td> <td><input type="checkbox"/> Türkei</td> <td><input type="checkbox"/> Vereinigtes Königreich</td> </tr> </table> <p><input type="checkbox"/> Anderes, und zwar: ✎ _____</p>		<input type="checkbox"/> Schweiz	<input type="checkbox"/> Italien	<input type="checkbox"/> Serbien	<input type="checkbox"/> Deutschland (West)	<input type="checkbox"/> Portugal	<input type="checkbox"/> Kosovo	<input type="checkbox"/> Deutschland (Ost)	<input type="checkbox"/> Spanien	<input type="checkbox"/> Mazedonien	<input type="checkbox"/> Frankreich	<input type="checkbox"/> Türkei	<input type="checkbox"/> Vereinigtes Königreich
<input type="checkbox"/> Schweiz	<input type="checkbox"/> Italien	<input type="checkbox"/> Serbien											
<input type="checkbox"/> Deutschland (West)	<input type="checkbox"/> Portugal	<input type="checkbox"/> Kosovo											
<input type="checkbox"/> Deutschland (Ost)	<input type="checkbox"/> Spanien	<input type="checkbox"/> Mazedonien											
<input type="checkbox"/> Frankreich	<input type="checkbox"/> Türkei	<input type="checkbox"/> Vereinigtes Königreich											
<p>4. Seit welchem Jahr leben Sie in der Schweiz?</p> <p><input type="checkbox"/> Seit Geburt <input type="checkbox"/> Seit: ✎ <input type="text"/> <input type="text"/> <input type="text"/> <input type="text"/></p>													
<p>5. Welche Staatsangehörigkeit(en) besitzen Sie? <i>(Mehrere Antworten möglich)</i></p> <table style="width: 100%; border: none;"> <tr> <td style="width: 33%;"><input type="checkbox"/> Schweiz</td> <td style="width: 33%;"><input type="checkbox"/> Portugal</td> <td style="width: 33%;"><input type="checkbox"/> Kosovo</td> </tr> <tr> <td><input type="checkbox"/> Deutschland</td> <td><input type="checkbox"/> Spanien</td> <td><input type="checkbox"/> Mazedonien</td> </tr> <tr> <td><input type="checkbox"/> Frankreich</td> <td><input type="checkbox"/> Türkei</td> <td><input type="checkbox"/> Vereinigtes Königreich</td> </tr> <tr> <td><input type="checkbox"/> Italien</td> <td><input type="checkbox"/> Serbien</td> <td></td> </tr> </table> <p><input type="checkbox"/> Andere, und zwar: ✎ _____</p>		<input type="checkbox"/> Schweiz	<input type="checkbox"/> Portugal	<input type="checkbox"/> Kosovo	<input type="checkbox"/> Deutschland	<input type="checkbox"/> Spanien	<input type="checkbox"/> Mazedonien	<input type="checkbox"/> Frankreich	<input type="checkbox"/> Türkei	<input type="checkbox"/> Vereinigtes Königreich	<input type="checkbox"/> Italien	<input type="checkbox"/> Serbien	
<input type="checkbox"/> Schweiz	<input type="checkbox"/> Portugal	<input type="checkbox"/> Kosovo											
<input type="checkbox"/> Deutschland	<input type="checkbox"/> Spanien	<input type="checkbox"/> Mazedonien											
<input type="checkbox"/> Frankreich	<input type="checkbox"/> Türkei	<input type="checkbox"/> Vereinigtes Königreich											
<input type="checkbox"/> Italien	<input type="checkbox"/> Serbien												
<p>6. Was ist Ihr höchster Schulabschluss? <i>(Bitte ordnen Sie ausländische oder ältere Schulabschlüsse bestmöglich ein.)</i></p> <p><input type="checkbox"/> Kein Schulabschluss <input type="checkbox"/> Obligatorischer Schulabschluss <input type="checkbox"/> Maturität</p>													
<p>7. Was ist Ihr höchster beruflicher Abschluss?</p> <p><input type="checkbox"/> Kein Abschluss <input type="checkbox"/> Berufsausbildung (z.B. Lehre, Berufsschule, Handelsdiplom) <input type="checkbox"/> Höhere Berufsausbildung (z.B. Meisterdiplom, Eidg. Fachausweis, Höhere Fachschule)</p> <p><input type="checkbox"/> Fachhochschule, Pädagogische Hochschule <input type="checkbox"/> Universität, ETH</p>													
<p>8. Welchen Erwerbsstatus haben Sie? <i>(Mehrere Antworten möglich)</i></p> <table style="width: 100%; border: none;"> <tr> <td style="width: 50%;"><input type="checkbox"/> Erwerbstätig (inkl. Selbständige)</td> <td style="width: 50%;"><input type="checkbox"/> In Ausbildung (z.B. Lehre, Studium)</td> </tr> <tr> <td></td> <td><input type="checkbox"/> Arbeitslos (RAV)</td> </tr> <tr> <td></td> <td><input type="checkbox"/> Nicht erwerbstätig (z.B. Hausfrau/-mann)</td> </tr> <tr> <td></td> <td><input type="checkbox"/> Rentner/in (AHV/IV)</td> </tr> </table> <p>Pensum: ✎ <input type="text"/> <input type="text"/> <input type="text"/> %</p>		<input type="checkbox"/> Erwerbstätig (inkl. Selbständige)	<input type="checkbox"/> In Ausbildung (z.B. Lehre, Studium)		<input type="checkbox"/> Arbeitslos (RAV)		<input type="checkbox"/> Nicht erwerbstätig (z.B. Hausfrau/-mann)		<input type="checkbox"/> Rentner/in (AHV/IV)				
<input type="checkbox"/> Erwerbstätig (inkl. Selbständige)	<input type="checkbox"/> In Ausbildung (z.B. Lehre, Studium)												
	<input type="checkbox"/> Arbeitslos (RAV)												
	<input type="checkbox"/> Nicht erwerbstätig (z.B. Hausfrau/-mann)												
	<input type="checkbox"/> Rentner/in (AHV/IV)												

1 | Personenfragebogen

9. Wie gut kommt Ihr Haushalt gegenwärtig finanziell zurecht, wenn 0 «sehr schlecht» und 10 «sehr gut» bedeutet?

Sehr schlecht											Sehr gut
<input type="checkbox"/> 0	<input type="checkbox"/> 1	<input type="checkbox"/> 2	<input type="checkbox"/> 3	<input type="checkbox"/> 4	<input type="checkbox"/> 5	<input type="checkbox"/> 6	<input type="checkbox"/> 7	<input type="checkbox"/> 8	<input type="checkbox"/> 9	<input type="checkbox"/> 10	

10. Besitzen Sie (oder Ihr/e Partner/in) Geld, Wertgegenstände oder Immobilien?

<input type="checkbox"/> Ja, und zwar insgesamt:	<input type="checkbox"/> Bis 5'000 CHF
<input type="checkbox"/> Nein	<input type="checkbox"/> Bis 25'000 CHF
	<input type="checkbox"/> Bis 50'000 CHF
	<input type="checkbox"/> Bis 100'000 CHF
	<input type="checkbox"/> Bis 250'000 CHF
	<input type="checkbox"/> Bis 500'000 CHF
	<input type="checkbox"/> Bis 1'000'000 CHF
	<input type="checkbox"/> 1'000'000 CHF und mehr

11. Wohnen Sie persönlich ...

- Als (Mit-)Eigentümer/in
- Als Hauptmieter/in (inkl. Genossenschafter/in)
- Als Untermieter/in
- Mietfrei (z.B. bei Familienangehörigen)

12. Was ist Ihr aktueller Zivilstand?

<input type="checkbox"/> Ledig	<input type="checkbox"/> Geschieden/gerichtlich getrennt
<input type="checkbox"/> Verheiratet	<input type="checkbox"/> Eingetragene Partnerschaft aufgehoben
<input type="checkbox"/> Eingetragene Partnerschaft	<input type="checkbox"/> Verwitwet

13. Haben Sie eine Partnerin bzw. einen Partner?

<input type="checkbox"/> Ja	<input type="checkbox"/> Nein
-----------------------------	-------------------------------

14. Wie zufrieden sind Sie im Allgemeinen mit Ihrem Leben, wenn 0 «überhaupt nicht zufrieden» und 10 «voll und ganz zufrieden» bedeutet?

Überhaupt nicht zufrieden											Voll und ganz zufrieden
<input type="checkbox"/> 0	<input type="checkbox"/> 1	<input type="checkbox"/> 2	<input type="checkbox"/> 3	<input type="checkbox"/> 4	<input type="checkbox"/> 5	<input type="checkbox"/> 6	<input type="checkbox"/> 7	<input type="checkbox"/> 8	<input type="checkbox"/> 9	<input type="checkbox"/> 10	

15. Wie würden Sie Ihren Gesundheitszustand im Allgemeinen beschreiben, wenn 0 «sehr schlecht» und 10 «sehr gut» bedeutet?

Sehr schlecht											Sehr gut
<input type="checkbox"/> 0	<input type="checkbox"/> 1	<input type="checkbox"/> 2	<input type="checkbox"/> 3	<input type="checkbox"/> 4	<input type="checkbox"/> 5	<input type="checkbox"/> 6	<input type="checkbox"/> 7	<input type="checkbox"/> 8	<input type="checkbox"/> 9	<input type="checkbox"/> 10	

16. Wie religiös sind Sie, wenn 0 «gar nicht religiös» und 10 «sehr religiös» bedeutet?

Gar nicht religiös											Sehr religiös
<input type="checkbox"/> 0	<input type="checkbox"/> 1	<input type="checkbox"/> 2	<input type="checkbox"/> 3	<input type="checkbox"/> 4	<input type="checkbox"/> 5	<input type="checkbox"/> 6	<input type="checkbox"/> 7	<input type="checkbox"/> 8	<input type="checkbox"/> 9	<input type="checkbox"/> 10	

1 | Personenfragebogen

Im Folgenden haben wir einige Fragen zu Ihren lebenden Familienmitgliedern.

Wenn Sie z.B. mehr als 10 Kinder haben, kreuzen Sie bitte ⑩ an.

17. Wie viele leibliche Kinder haben Sie? ① ② ③ ④ ⑤ ⑥ ⑦ ⑧ ⑨ ⑩

18. Wie viele Adoptiv-, Pflege- und Stiefkinder haben Sie? ① ② ③ ④ ⑤ ⑥ ⑦ ⑧ ⑨ ⑩

19. Wie viele Enkelkinder haben Sie? ① ② ③ ④ ⑤ ⑥ ⑦ ⑧ ⑨ ⑩

20. Wie viele leibliche Schwestern haben Sie? ① ② ③ ④ ⑤ ⑥ ⑦ ⑧ ⑨ ⑩

21. Wie viele leibliche Brüder haben Sie? ① ② ③ ④ ⑤ ⑥ ⑦ ⑧ ⑨ ⑩

22. Wie viele Adoptiv-, Halb-, Stiefschwestern haben Sie? ① ② ③ ④ ⑤ ⑥ ⑦ ⑧ ⑨ ⑩

23. Wie viele Adoptiv-, Halb-, Stiefbrüder haben Sie? ① ② ③ ④ ⑤ ⑥ ⑦ ⑧ ⑨ ⑩

24. Wie viele Ihrer Geschwister sind älter als Sie? ① ② ③ ④ ⑤ ⑥ ⑦ ⑧ ⑨ ⑩

25. Wie viele Ihrer leiblichen Grosseltern leben noch? ① ② ③ ④

26. Wie viele Personen leben insgesamt in Ihrem Haushalt (einschliesslich Ihnen)? ① ② ③ ④ ⑤ ⑥ ⑦ ⑧ ⑨ ⑩

27. Wer lebt in Ihrem Haushalt? (Mehrere Antworten möglich)

- | | |
|--|---|
| <input type="checkbox"/> Ich lebe alleine | <input type="checkbox"/> Enkel |
| <input type="checkbox"/> Partner/in | <input type="checkbox"/> Geschwister |
| <input type="checkbox"/> Eltern(teil) | <input type="checkbox"/> Andere Verwandte |
| <input type="checkbox"/> Grosseltern(teil) | <input type="checkbox"/> Nicht verwandte Person(en) |
| <input type="checkbox"/> Kind(er) | |

28. Haben sich Ihre leiblichen Eltern voneinander getrennt?

- Nein Ja, Trennungsjahr:

✎

Nun zwei Fragen zur Zeit bis zu Ihrem 16. Lebensjahr.

	Immer	Häufig	Manchmal	Selten	Nie
29. Wie häufig kam es bis zum 16. Lebensjahr zwischen Ihren leiblichen Eltern zu Konflikten?	<input type="checkbox"/>	<input type="checkbox"/>	<input type="checkbox"/>	<input type="checkbox"/>	<input type="checkbox"/>

30. Wo sind Sie bis zum 16. Lebensjahr ganz oder überwiegend aufgewachsen? (Mehrere Antworten möglich)

- Bei beiden leiblichen Eltern gemeinsam
- Bei der leiblichen Mutter
- Beim leiblichen Vater
- Bei der Adoptiv-, Pflege- oder Stiefmutter
- Beim Adoptiv-, Pflege- oder Stiefvater
- Bei anderen Verwandten
- Sonstiges, und zwar:



1 | Personenfragebogen

Im Folgenden hätten wir einige Fragen zu Ihren leiblichen Eltern.

31. Lebt Ihre leibliche Mutter?

Ja

☞ Bitte beantworten Sie für Ihre leibliche Mutter den Fragebogen 2A.

Nein

☞ Bitte beantworten Sie für Ihre leibliche Mutter den Fragebogen 2B.

Leibliche Mutter unbekannt

☞ Bitte beantworten Sie für Ihre leibliche Mutter keinen der beiden Fragebögen 2A und 2B.

32. Lebt Ihr leiblicher Vater?

Ja


☞ Bitte beantworten Sie für Ihren leiblichen Vater den Fragebogen 3A.

Nein

☞ Bitte beantworten Sie für Ihren leiblichen Vater den Fragebogen 3B.

Leiblicher Vater unbekannt

☞ Bitte beantworten Sie für Ihren leiblichen Vater keinen der beiden Fragebögen 3A und 3B.

<h2 style="margin: 0;">2A Mutter lebt</h2>	 <p style="font-size: small; margin: 0;">Online-Teilnahme alternativ unter: https://swissgen.limequery.com Zugangsschlüssel: abcde</p>															
<p>Die folgenden Fragen beziehen sich auf Ihre leibliche Mutter. Bitte füllen Sie diesen Fragebogen nur dann aus, wenn Ihre leibliche Mutter noch lebt.</p>																
<p>1. In welchem Jahr wurde Ihre Mutter geboren? ✎ <input style="width: 20px; height: 20px;" type="text"/> <input style="width: 20px; height: 20px;" type="text"/> <input style="width: 20px; height: 20px;" type="text"/> <input style="width: 20px; height: 20px;" type="text"/></p>																
<p>2. In welchem Land wurde Ihre Mutter geboren? <i>(Bitte nennen Sie das Land/Gebiet, zu dem der Geburtsort heute gehört.)</i></p> <table style="width: 100%; border: none;"> <tr> <td><input type="checkbox"/> Schweiz</td> <td><input type="checkbox"/> Italien</td> <td><input type="checkbox"/> Serbien</td> </tr> <tr> <td><input type="checkbox"/> Deutschland (West)</td> <td><input type="checkbox"/> Portugal</td> <td><input type="checkbox"/> Kosovo</td> </tr> <tr> <td><input type="checkbox"/> Deutschland (Ost)</td> <td><input type="checkbox"/> Spanien</td> <td><input type="checkbox"/> Mazedonien</td> </tr> <tr> <td><input type="checkbox"/> Frankreich</td> <td><input type="checkbox"/> Türkei</td> <td><input type="checkbox"/> Vereinigtes Königreich</td> </tr> <tr> <td colspan="3"><input type="checkbox"/> Anderes, und zwar: ✎ _____</td> </tr> </table>		<input type="checkbox"/> Schweiz	<input type="checkbox"/> Italien	<input type="checkbox"/> Serbien	<input type="checkbox"/> Deutschland (West)	<input type="checkbox"/> Portugal	<input type="checkbox"/> Kosovo	<input type="checkbox"/> Deutschland (Ost)	<input type="checkbox"/> Spanien	<input type="checkbox"/> Mazedonien	<input type="checkbox"/> Frankreich	<input type="checkbox"/> Türkei	<input type="checkbox"/> Vereinigtes Königreich	<input type="checkbox"/> Anderes, und zwar: ✎ _____		
<input type="checkbox"/> Schweiz	<input type="checkbox"/> Italien	<input type="checkbox"/> Serbien														
<input type="checkbox"/> Deutschland (West)	<input type="checkbox"/> Portugal	<input type="checkbox"/> Kosovo														
<input type="checkbox"/> Deutschland (Ost)	<input type="checkbox"/> Spanien	<input type="checkbox"/> Mazedonien														
<input type="checkbox"/> Frankreich	<input type="checkbox"/> Türkei	<input type="checkbox"/> Vereinigtes Königreich														
<input type="checkbox"/> Anderes, und zwar: ✎ _____																
<p>3. In welchem Land wohnt Ihre Mutter heute?</p> <table style="width: 100%; border: none;"> <tr> <td><input type="checkbox"/> Schweiz</td> <td><input type="checkbox"/> Portugal</td> <td><input type="checkbox"/> Kosovo</td> </tr> <tr> <td><input type="checkbox"/> Deutschland</td> <td><input type="checkbox"/> Spanien</td> <td><input type="checkbox"/> Mazedonien</td> </tr> <tr> <td><input type="checkbox"/> Frankreich</td> <td><input type="checkbox"/> Türkei</td> <td><input type="checkbox"/> Vereinigtes Königreich</td> </tr> <tr> <td><input type="checkbox"/> Italien</td> <td><input type="checkbox"/> Serbien</td> <td></td> </tr> <tr> <td colspan="3"><input type="checkbox"/> Anderes, und zwar: ✎ _____</td> </tr> </table>		<input type="checkbox"/> Schweiz	<input type="checkbox"/> Portugal	<input type="checkbox"/> Kosovo	<input type="checkbox"/> Deutschland	<input type="checkbox"/> Spanien	<input type="checkbox"/> Mazedonien	<input type="checkbox"/> Frankreich	<input type="checkbox"/> Türkei	<input type="checkbox"/> Vereinigtes Königreich	<input type="checkbox"/> Italien	<input type="checkbox"/> Serbien		<input type="checkbox"/> Anderes, und zwar: ✎ _____		
<input type="checkbox"/> Schweiz	<input type="checkbox"/> Portugal	<input type="checkbox"/> Kosovo														
<input type="checkbox"/> Deutschland	<input type="checkbox"/> Spanien	<input type="checkbox"/> Mazedonien														
<input type="checkbox"/> Frankreich	<input type="checkbox"/> Türkei	<input type="checkbox"/> Vereinigtes Königreich														
<input type="checkbox"/> Italien	<input type="checkbox"/> Serbien															
<input type="checkbox"/> Anderes, und zwar: ✎ _____																
<p>4. Welche Staatsangehörigkeit(en) besitzt Ihre Mutter? <i>(Mehrere Antworten möglich)</i></p> <table style="width: 100%; border: none;"> <tr> <td><input type="checkbox"/> Schweiz</td> <td><input type="checkbox"/> Portugal</td> <td><input type="checkbox"/> Kosovo</td> </tr> <tr> <td><input type="checkbox"/> Deutschland</td> <td><input type="checkbox"/> Spanien</td> <td><input type="checkbox"/> Mazedonien</td> </tr> <tr> <td><input type="checkbox"/> Frankreich</td> <td><input type="checkbox"/> Türkei</td> <td><input type="checkbox"/> Vereinigtes Königreich</td> </tr> <tr> <td><input type="checkbox"/> Italien</td> <td><input type="checkbox"/> Serbien</td> <td></td> </tr> <tr> <td colspan="3"><input type="checkbox"/> Andere, und zwar: ✎ _____</td> </tr> </table>		<input type="checkbox"/> Schweiz	<input type="checkbox"/> Portugal	<input type="checkbox"/> Kosovo	<input type="checkbox"/> Deutschland	<input type="checkbox"/> Spanien	<input type="checkbox"/> Mazedonien	<input type="checkbox"/> Frankreich	<input type="checkbox"/> Türkei	<input type="checkbox"/> Vereinigtes Königreich	<input type="checkbox"/> Italien	<input type="checkbox"/> Serbien		<input type="checkbox"/> Andere, und zwar: ✎ _____		
<input type="checkbox"/> Schweiz	<input type="checkbox"/> Portugal	<input type="checkbox"/> Kosovo														
<input type="checkbox"/> Deutschland	<input type="checkbox"/> Spanien	<input type="checkbox"/> Mazedonien														
<input type="checkbox"/> Frankreich	<input type="checkbox"/> Türkei	<input type="checkbox"/> Vereinigtes Königreich														
<input type="checkbox"/> Italien	<input type="checkbox"/> Serbien															
<input type="checkbox"/> Andere, und zwar: ✎ _____																
<p>5. Was ist der höchste Schulabschluss Ihrer Mutter? <i>(Bitte ordnen Sie ausländische oder ältere Schulabschlüsse bestmöglich ein.)</i></p> <p><input type="checkbox"/> Kein Schulabschluss</p> <p><input type="checkbox"/> Obligatorischer Schulabschluss</p> <p><input type="checkbox"/> Maturität</p>																
<p>6. Was ist der höchste berufliche Abschluss Ihrer Mutter?</p> <p><input type="checkbox"/> Kein Abschluss</p> <p><input type="checkbox"/> Berufsausbildung (z.B. Lehre, Berufsschule, Handelsdiplom)</p> <p><input type="checkbox"/> Höhere Berufsausbildung (z.B. Meisterdiplom, Eidg. Fachausweis, Höhere Fachschule)</p> <p><input type="checkbox"/> Fachhochschule, Pädagogische Hochschule</p> <p><input type="checkbox"/> Universität, ETH</p>																
<p>7. Welchen Erwerbsstatus hat Ihre Mutter? <i>(Mehrere Antworten möglich)</i></p> <table style="width: 100%; border: none;"> <tr> <td><input type="checkbox"/> Erwerbstätig (inkl. Selbständige)</td> <td><input type="checkbox"/> In Ausbildung (z.B. Lehre, Studium)</td> </tr> <tr> <td><input type="checkbox"/> Arbeitslos (RAV)</td> <td><input type="checkbox"/> Nicht erwerbstätig (z.B. Hausfrau)</td> </tr> <tr> <td><input type="checkbox"/> Rentnerin (AHV/IV)</td> <td></td> </tr> </table> <p>Pensum: ✎ <input style="width: 20px; height: 20px;" type="text"/> <input style="width: 20px; height: 20px;" type="text"/> <input style="width: 20px; height: 20px;" type="text"/> %</p>		<input type="checkbox"/> Erwerbstätig (inkl. Selbständige)	<input type="checkbox"/> In Ausbildung (z.B. Lehre, Studium)	<input type="checkbox"/> Arbeitslos (RAV)	<input type="checkbox"/> Nicht erwerbstätig (z.B. Hausfrau)	<input type="checkbox"/> Rentnerin (AHV/IV)										
<input type="checkbox"/> Erwerbstätig (inkl. Selbständige)	<input type="checkbox"/> In Ausbildung (z.B. Lehre, Studium)															
<input type="checkbox"/> Arbeitslos (RAV)	<input type="checkbox"/> Nicht erwerbstätig (z.B. Hausfrau)															
<input type="checkbox"/> Rentnerin (AHV/IV)																

2A | Mutter lebt

8. Wie gut kommt der Haushalt Ihrer Mutter gegenwärtig finanziell zurecht, wenn 0 «sehr schlecht» und 10 «sehr gut» bedeutet?

Sehr schlecht	Sehr gut
<input type="checkbox"/> 0	<input type="checkbox"/> 10

9. Wie würden Sie den Gesundheitszustand Ihrer Mutter beschreiben, wenn 0 «sehr schlecht» und 10 «sehr gut» bedeutet?

Sehr schlecht	Sehr gut
<input type="checkbox"/> 0	<input type="checkbox"/> 10

10. Welchen Zivilstand hat Ihre Mutter?

- | | |
|---|--|
| <input type="checkbox"/> Ledig | <input type="checkbox"/> Geschieden/gerichtlich getrennt |
| <input type="checkbox"/> Verheiratet | <input type="checkbox"/> Eingetragene Partnerschaft aufgehoben |
| <input type="checkbox"/> Eingetragene Partnerschaft | <input type="checkbox"/> Verwitwet |

11. Hat Ihre Mutter eine Partnerin bzw. einen Partner?

- | | |
|--|-------------------------------|
| <input type="checkbox"/> Ja, meinen leiblichen Vater | <input type="checkbox"/> Nein |
| <input type="checkbox"/> Ja, eine andere Person | |

12. Wie eng fühlen Sie sich heute mit Ihrer Mutter verbunden?

Sehr eng	Eng	Mittel	Nicht sehr eng	Überhaupt nicht eng
<input type="checkbox"/>	<input type="checkbox"/>	<input type="checkbox"/>	<input type="checkbox"/>	<input type="checkbox"/>

13. Wie wichtig ist Ihre Mutter für Sie?

Sehr wichtig	Wichtig	Mittel	Nicht sehr wichtig	Überhaupt nicht wichtig
<input type="checkbox"/>	<input type="checkbox"/>	<input type="checkbox"/>	<input type="checkbox"/>	<input type="checkbox"/>

14. Wohnen Sie mit Ihrer Mutter in einem gemeinsamen Haushalt?

- | | |
|--|-------------------------------|
| <input type="checkbox"/> Ja weiter mit Frage 18 | <input type="checkbox"/> Nein |
|--|-------------------------------|

15. Seit welchem Jahr leben Sie nicht mehr mit Ihrer Mutter in einem gemeinsamen Haushalt?

Seit: Ich habe nie mit meiner Mutter gelebt

16. Wie weit wohnt Ihre Mutter von Ihnen entfernt?

- | | |
|---|--|
| <input type="checkbox"/> Im gleichen Gebäude | <input type="checkbox"/> 25 bis unter 100 Kilometer |
| <input type="checkbox"/> Weniger als 1 Kilometer | <input type="checkbox"/> 100 bis unter 500 Kilometer |
| <input type="checkbox"/> 1 bis unter 5 Kilometer | <input type="checkbox"/> 500 Kilometer oder mehr |
| <input type="checkbox"/> 5 bis unter 25 Kilometer | |

17. Während der letzten 12 Monate – wie häufig hatten Sie Kontakt mit Ihrer Mutter (z.B. persönlich, telefonisch, per Post, SMS, E-Mail, usw.)?


- | | |
|--|---|
| <input type="checkbox"/> Täglich | <input type="checkbox"/> Ungefähr einmal pro Monat |
| <input type="checkbox"/> Mehrmals in der Woche | <input type="checkbox"/> Weniger als einmal pro Monat |
| <input type="checkbox"/> Ungefähr einmal pro Woche | <input type="checkbox"/> Nie |
| <input type="checkbox"/> Ungefähr einmal alle 2 Wochen | |

2A | Mutter lebt

Im Folgenden werden einige Situationen genannt, die in Familien auftreten können. Wie ist das bei Ihnen und Ihrer leiblichen Mutter?	Immer	Häufig	Manchmal	Seiten	Nie
18. Ich mache mir Sorgen um meine Mutter.	<input type="checkbox"/>	<input type="checkbox"/>	<input type="checkbox"/>	<input type="checkbox"/>	<input type="checkbox"/>
19. Meine Mutter und ich haben unterschiedliche Meinungen.	<input type="checkbox"/>	<input type="checkbox"/>	<input type="checkbox"/>	<input type="checkbox"/>	<input type="checkbox"/>
20. Die Gefühle gegenüber meiner Mutter ändern sich immer mal wieder.	<input type="checkbox"/>	<input type="checkbox"/>	<input type="checkbox"/>	<input type="checkbox"/>	<input type="checkbox"/>
21. Ich fühle mich von meiner Mutter verstanden.	<input type="checkbox"/>	<input type="checkbox"/>	<input type="checkbox"/>	<input type="checkbox"/>	<input type="checkbox"/>
22. Meine Mutter gibt mir Anerkennung.	<input type="checkbox"/>	<input type="checkbox"/>	<input type="checkbox"/>	<input type="checkbox"/>	<input type="checkbox"/>
23. Ich fühle mich verpflichtet, meiner Mutter bei Bedarf zu helfen.	<input type="checkbox"/>	<input type="checkbox"/>	<input type="checkbox"/>	<input type="checkbox"/>	<input type="checkbox"/>
24. Mit meiner Mutter kommt es zu Streit.	<input type="checkbox"/>	<input type="checkbox"/>	<input type="checkbox"/>	<input type="checkbox"/>	<input type="checkbox"/>
25. Meine Mutter interessiert sich für mein Leben.	<input type="checkbox"/>	<input type="checkbox"/>	<input type="checkbox"/>	<input type="checkbox"/>	<input type="checkbox"/>
26. Meine Mutter mischt sich zu sehr in mein Leben ein.	<input type="checkbox"/>	<input type="checkbox"/>	<input type="checkbox"/>	<input type="checkbox"/>	<input type="checkbox"/>
27. Ich würde meine Mutter bei Bedarf finanziell unterstützen.	<input type="checkbox"/>	<input type="checkbox"/>	<input type="checkbox"/>	<input type="checkbox"/>	<input type="checkbox"/>
28. Die Gefühle gegenüber meiner Mutter sind widersprüchlich.	<input type="checkbox"/>	<input type="checkbox"/>	<input type="checkbox"/>	<input type="checkbox"/>	<input type="checkbox"/>
29. Meine Mutter erwartet zu viel von mir.	<input type="checkbox"/>	<input type="checkbox"/>	<input type="checkbox"/>	<input type="checkbox"/>	<input type="checkbox"/>
30. Meine Mutter nimmt mich ernst.	<input type="checkbox"/>	<input type="checkbox"/>	<input type="checkbox"/>	<input type="checkbox"/>	<input type="checkbox"/>
31. Zwischen meiner Mutter und mir bestehen Spannungen.	<input type="checkbox"/>	<input type="checkbox"/>	<input type="checkbox"/>	<input type="checkbox"/>	<input type="checkbox"/>
32. Ich fühle mich von meiner Mutter respektiert.	<input type="checkbox"/>	<input type="checkbox"/>	<input type="checkbox"/>	<input type="checkbox"/>	<input type="checkbox"/>
33. Ich bin mit der Beziehung zu meiner Mutter unzufrieden.	<input type="checkbox"/>	<input type="checkbox"/>	<input type="checkbox"/>	<input type="checkbox"/>	<input type="checkbox"/>
34. Zwischen meiner Mutter und mir bestehen Konflikte.	<input type="checkbox"/>	<input type="checkbox"/>	<input type="checkbox"/>	<input type="checkbox"/>	<input type="checkbox"/>
35. Ich würde meine Mutter bei Bedarf persönlich pflegen.	<input type="checkbox"/>	<input type="checkbox"/>	<input type="checkbox"/>	<input type="checkbox"/>	<input type="checkbox"/>
36. Die Beziehung zu meiner Mutter überfordert mich.	<input type="checkbox"/>	<input type="checkbox"/>	<input type="checkbox"/>	<input type="checkbox"/>	<input type="checkbox"/>
37. Ich sollte mich meiner Mutter gegenüber anders verhalten.	<input type="checkbox"/>	<input type="checkbox"/>	<input type="checkbox"/>	<input type="checkbox"/>	<input type="checkbox"/>
38. Meine Mutter kritisiert mich zu sehr.	<input type="checkbox"/>	<input type="checkbox"/>	<input type="checkbox"/>	<input type="checkbox"/>	<input type="checkbox"/>
39. Meine Mutter und ich haben uns viel zu sagen.	<input type="checkbox"/>	<input type="checkbox"/>	<input type="checkbox"/>	<input type="checkbox"/>	<input type="checkbox"/>
40. Die Beziehung zu meiner Mutter belastet mich.	<input type="checkbox"/>	<input type="checkbox"/>	<input type="checkbox"/>	<input type="checkbox"/>	<input type="checkbox"/>
41. Ich fühle mich von meiner Mutter entfremdet.	<input type="checkbox"/>	<input type="checkbox"/>	<input type="checkbox"/>	<input type="checkbox"/>	<input type="checkbox"/>
Im Folgenden einige Fragen zur Zeit bis zu Ihrem 16. Lebensjahr.	Immer	Häufig	Manchmal	Seiten	Nie
42. Wie häufig kam es bis zum 16. Lebensjahr zwischen Ihnen und Ihrer Mutter zu Spannungen?	<input type="checkbox"/>	<input type="checkbox"/>	<input type="checkbox"/>	<input type="checkbox"/>	<input type="checkbox"/>
43. Wie häufig kam es bis zum 16. Lebensjahr zwischen Ihnen und Ihrer Mutter zu Konflikten?	<input type="checkbox"/>	<input type="checkbox"/>	<input type="checkbox"/>	<input type="checkbox"/>	<input type="checkbox"/>
44. Meine Mutter war für mich da, wenn ich sie brauchte.	<input type="checkbox"/>	<input type="checkbox"/>	<input type="checkbox"/>	<input type="checkbox"/>	<input type="checkbox"/>
45. Meine Mutter hatte klare Regeln und Vorschriften, wie ich mich zu verhalten hatte.	<input type="checkbox"/>	<input type="checkbox"/>	<input type="checkbox"/>	<input type="checkbox"/>	<input type="checkbox"/>
46. Meine Mutter hat mich hart bestraft, auch für Kleinigkeiten.	<input type="checkbox"/>	<input type="checkbox"/>	<input type="checkbox"/>	<input type="checkbox"/>	<input type="checkbox"/>
47. Meine Mutter hat mir gezeigt, dass sie mich gern hatte.	<input type="checkbox"/>	<input type="checkbox"/>	<input type="checkbox"/>	<input type="checkbox"/>	<input type="checkbox"/>
48. Meine Mutter hat mich unter Druck gesetzt.	<input type="checkbox"/>	<input type="checkbox"/>	<input type="checkbox"/>	<input type="checkbox"/>	<input type="checkbox"/>
49. Meine Mutter hat mich gelobt.	<input type="checkbox"/>	<input type="checkbox"/>	<input type="checkbox"/>	<input type="checkbox"/>	<input type="checkbox"/>

2A | Mutter lebt

Jetzt würden wir gerne von Ihnen wissen, ob Sie in den letzten 12 Monaten Unterstützung erhalten oder gegeben haben?	Täglich	Wöchentlich	Monatlich	Seltener	Nie
50. Wie häufig haben Sie in den letzten 12 Monaten von Ihrer Mutter folgende Hilfe erhalten?					
Hilfe im Haushalt, beim Einkaufen, bei bürokratischen Angelegenheiten, o.ä.	<input type="checkbox"/>	<input type="checkbox"/>	<input type="checkbox"/>	<input type="checkbox"/>	<input type="checkbox"/>
Emotionale Unterstützung (z.B. Ratschläge, Trost)	<input type="checkbox"/>	<input type="checkbox"/>	<input type="checkbox"/>	<input type="checkbox"/>	<input type="checkbox"/>
Pflege (z.B. Körperpflege, Hilfe beim Aufstehen und Anziehen)	<input type="checkbox"/>	<input type="checkbox"/>	<input type="checkbox"/>	<input type="checkbox"/>	<input type="checkbox"/>
Hilfe bei der Kinderbetreuung (<i>Keine Kinder = Nie</i>)	<input type="checkbox"/>	<input type="checkbox"/>	<input type="checkbox"/>	<input type="checkbox"/>	<input type="checkbox"/>
51. Wie häufig haben Sie in den letzten 12 Monaten Ihrer Mutter folgende Hilfe gegeben?					
Hilfe im Haushalt, beim Einkaufen, bei bürokratischen Angelegenheiten, o.ä.	<input type="checkbox"/>	<input type="checkbox"/>	<input type="checkbox"/>	<input type="checkbox"/>	<input type="checkbox"/>
Emotionale Unterstützung (z.B. Ratschläge, Trost)	<input type="checkbox"/>	<input type="checkbox"/>	<input type="checkbox"/>	<input type="checkbox"/>	<input type="checkbox"/>
Pflege (z.B. Körperpflege, Hilfe beim Aufstehen und Anziehen)	<input type="checkbox"/>	<input type="checkbox"/>	<input type="checkbox"/>	<input type="checkbox"/>	<input type="checkbox"/>
52. Haben Sie in den letzten 12 Monaten Geldgeschenke, Sachgeschenke oder Zahlungen von Ihrer Mutter erhalten? (Dazu zählen auch Geschenke oder Zahlungen, die Sie von Ihren leiblichen Eltern gemeinsam erhalten haben. In diesem Fall nennen Sie bitte den halben Betrag.)					
<input type="checkbox"/> Ja, insgesamt:	<input type="checkbox"/> Bis 500 CHF	<input type="checkbox"/> Bis 5'000 CHF	<input type="checkbox"/> 10'000 CHF und mehr		
<input type="checkbox"/> Nein	<input type="checkbox"/> Bis 1'000 CHF	<input type="checkbox"/> Bis 10'000 CHF			
53. Haben Sie in den letzten 12 Monaten Geldgeschenke, Sachgeschenke oder Zahlungen an Ihre Mutter gegeben? (Dazu zählen auch Geschenke oder Zahlungen, die Sie Ihren leiblichen Eltern gemeinsam gegeben haben. In diesem Fall nennen Sie bitte den halben Betrag.)					
<input type="checkbox"/> Ja, insgesamt:	<input type="checkbox"/> Bis 500 CHF	<input type="checkbox"/> Bis 5'000 CHF	<input type="checkbox"/> 10'000 CHF und mehr		
<input type="checkbox"/> Nein	<input type="checkbox"/> Bis 1'000 CHF	<input type="checkbox"/> Bis 10'000 CHF			
54. Hat Ihre Mutter jemals eine Erbschaft erhalten?					
<input type="checkbox"/> Ja, insgesamt:	<input type="checkbox"/> Bis 5'000 CHF	<input type="checkbox"/> Bis 100'000 CHF	<input type="checkbox"/> Bis 1'000'000 CHF		
<input type="checkbox"/> Nein	<input type="checkbox"/> Bis 25'000 CHF	<input type="checkbox"/> Bis 250'000 CHF	<input type="checkbox"/> 1'000'000 CHF und mehr		
	<input type="checkbox"/> Bis 50'000 CHF	<input type="checkbox"/> Bis 500'000 CHF	<input type="checkbox"/> Weiss nicht		
55. Glauben Sie, dass Sie von Ihrer Mutter irgendwann eine Erbschaft erhalten werden? (Dazu zählen auch Erbschaften, die Sie von Ihren leiblichen Eltern gemeinsam erhalten werden. In diesem Fall nennen Sie bitte den halben Betrag.)					
<input type="checkbox"/> Ja, insgesamt:	<input type="checkbox"/> Bis 5'000 CHF	<input type="checkbox"/> Bis 100'000 CHF	<input type="checkbox"/> Bis 1'000'000 CHF		
<input type="checkbox"/> Nein	<input type="checkbox"/> Bis 25'000 CHF	<input type="checkbox"/> Bis 250'000 CHF	<input type="checkbox"/> 1'000'000 CHF und mehr		
	<input type="checkbox"/> Bis 50'000 CHF	<input type="checkbox"/> Bis 500'000 CHF	<input type="checkbox"/> Weiss nicht		
56. Haben Sie jemals von Ihrer Mutter eine oder mehrere grössere Schenkungen erhalten (z.B. Geld, Wertgegenstände oder Immobilien)? (Dazu zählen auch Schenkungen, die Sie von Ihren leiblichen Eltern gemeinsam erhalten haben. In diesem Fall nennen Sie bitte den halben Betrag.)					
<input type="checkbox"/> Ja, insgesamt:	<input type="checkbox"/> Bis 5'000 CHF	<input type="checkbox"/> Bis 100'000 CHF	<input type="checkbox"/> Bis 1'000'000 CHF		
<input type="checkbox"/> Nein	<input type="checkbox"/> Bis 25'000 CHF	<input type="checkbox"/> Bis 250'000 CHF	<input type="checkbox"/> 1'000'000 CHF und mehr		
	<input type="checkbox"/> Bis 50'000 CHF	<input type="checkbox"/> Bis 500'000 CHF			
57. Glauben Sie, dass Sie von Ihrer Mutter irgendwann (noch) eine grössere Schenkung erhalten werden? (Dazu zählen auch Schenkungen, die Sie von Ihren leiblichen Eltern gemeinsam erhalten werden. In diesem Fall nennen Sie bitte den halben Betrag.)					
<input type="checkbox"/> Ja, insgesamt:	<input type="checkbox"/> Bis 5'000 CHF	<input type="checkbox"/> Bis 100'000 CHF	<input type="checkbox"/> Bis 1'000'000 CHF		
<input type="checkbox"/> Nein	<input type="checkbox"/> Bis 25'000 CHF	<input type="checkbox"/> Bis 250'000 CHF	<input type="checkbox"/> 1'000'000 CHF und mehr		
	<input type="checkbox"/> Bis 50'000 CHF	<input type="checkbox"/> Bis 500'000 CHF	<input type="checkbox"/> Weiss nicht		

<h2 style="margin: 0;">2B Mutter verstorben</h2>	 <p style="font-size: small; margin: 0;">Online-Teilnahme alternativ unter: https://swissgen.limequery.com Zugangsschlüssel: abcde</p>															
<p>Die folgenden Fragen beziehen sich auf Ihre leibliche Mutter. Bitte füllen Sie diesen Fragebogen nur dann aus, wenn Ihre leibliche Mutter verstorben ist.</p>																
<p>1. In welchem Jahr wurde Ihre Mutter geboren? ✎ <input style="width: 20px; height: 20px;" type="text"/> <input style="width: 20px; height: 20px;" type="text"/> <input style="width: 20px; height: 20px;" type="text"/> <input style="width: 20px; height: 20px;" type="text"/></p>																
<p>2. In welchem Land wurde Ihre Mutter geboren? <i>(Bitte nennen Sie das Land/Gebiet, zu dem der Geburtsort heute gehört.)</i></p> <table style="width: 100%; border: none;"> <tr> <td><input type="checkbox"/> Schweiz</td> <td><input type="checkbox"/> Italien</td> <td><input type="checkbox"/> Serbien</td> </tr> <tr> <td><input type="checkbox"/> Deutschland (West)</td> <td><input type="checkbox"/> Portugal</td> <td><input type="checkbox"/> Kosovo</td> </tr> <tr> <td><input type="checkbox"/> Deutschland (Ost)</td> <td><input type="checkbox"/> Spanien</td> <td><input type="checkbox"/> Mazedonien</td> </tr> <tr> <td><input type="checkbox"/> Frankreich</td> <td><input type="checkbox"/> Türkei</td> <td><input type="checkbox"/> Vereinigtes Königreich</td> </tr> <tr> <td colspan="3"><input type="checkbox"/> Anderes, und zwar: ✎ _____</td> </tr> </table>		<input type="checkbox"/> Schweiz	<input type="checkbox"/> Italien	<input type="checkbox"/> Serbien	<input type="checkbox"/> Deutschland (West)	<input type="checkbox"/> Portugal	<input type="checkbox"/> Kosovo	<input type="checkbox"/> Deutschland (Ost)	<input type="checkbox"/> Spanien	<input type="checkbox"/> Mazedonien	<input type="checkbox"/> Frankreich	<input type="checkbox"/> Türkei	<input type="checkbox"/> Vereinigtes Königreich	<input type="checkbox"/> Anderes, und zwar: ✎ _____		
<input type="checkbox"/> Schweiz	<input type="checkbox"/> Italien	<input type="checkbox"/> Serbien														
<input type="checkbox"/> Deutschland (West)	<input type="checkbox"/> Portugal	<input type="checkbox"/> Kosovo														
<input type="checkbox"/> Deutschland (Ost)	<input type="checkbox"/> Spanien	<input type="checkbox"/> Mazedonien														
<input type="checkbox"/> Frankreich	<input type="checkbox"/> Türkei	<input type="checkbox"/> Vereinigtes Königreich														
<input type="checkbox"/> Anderes, und zwar: ✎ _____																
<p>3. In welchem Land wohnte Ihre Mutter zuletzt?</p> <table style="width: 100%; border: none;"> <tr> <td><input type="checkbox"/> Schweiz</td> <td><input type="checkbox"/> Portugal</td> <td><input type="checkbox"/> Kosovo</td> </tr> <tr> <td><input type="checkbox"/> Deutschland</td> <td><input type="checkbox"/> Spanien</td> <td><input type="checkbox"/> Mazedonien</td> </tr> <tr> <td><input type="checkbox"/> Frankreich</td> <td><input type="checkbox"/> Türkei</td> <td><input type="checkbox"/> Vereinigtes Königreich</td> </tr> <tr> <td><input type="checkbox"/> Italien</td> <td><input type="checkbox"/> Serbien</td> <td></td> </tr> <tr> <td colspan="3"><input type="checkbox"/> Anderes, und zwar: ✎ _____</td> </tr> </table>		<input type="checkbox"/> Schweiz	<input type="checkbox"/> Portugal	<input type="checkbox"/> Kosovo	<input type="checkbox"/> Deutschland	<input type="checkbox"/> Spanien	<input type="checkbox"/> Mazedonien	<input type="checkbox"/> Frankreich	<input type="checkbox"/> Türkei	<input type="checkbox"/> Vereinigtes Königreich	<input type="checkbox"/> Italien	<input type="checkbox"/> Serbien		<input type="checkbox"/> Anderes, und zwar: ✎ _____		
<input type="checkbox"/> Schweiz	<input type="checkbox"/> Portugal	<input type="checkbox"/> Kosovo														
<input type="checkbox"/> Deutschland	<input type="checkbox"/> Spanien	<input type="checkbox"/> Mazedonien														
<input type="checkbox"/> Frankreich	<input type="checkbox"/> Türkei	<input type="checkbox"/> Vereinigtes Königreich														
<input type="checkbox"/> Italien	<input type="checkbox"/> Serbien															
<input type="checkbox"/> Anderes, und zwar: ✎ _____																
<p>4. Welche Staatsangehörigkeit(en) besass Ihre Mutter? <i>(Mehrere Antworten möglich)</i></p> <table style="width: 100%; border: none;"> <tr> <td><input type="checkbox"/> Schweiz</td> <td><input type="checkbox"/> Portugal</td> <td><input type="checkbox"/> Kosovo</td> </tr> <tr> <td><input type="checkbox"/> Deutschland</td> <td><input type="checkbox"/> Spanien</td> <td><input type="checkbox"/> Mazedonien</td> </tr> <tr> <td><input type="checkbox"/> Frankreich</td> <td><input type="checkbox"/> Türkei</td> <td><input type="checkbox"/> Vereinigtes Königreich</td> </tr> <tr> <td><input type="checkbox"/> Italien</td> <td><input type="checkbox"/> Serbien</td> <td></td> </tr> <tr> <td colspan="3"><input type="checkbox"/> Andere, und zwar: ✎ _____</td> </tr> </table>		<input type="checkbox"/> Schweiz	<input type="checkbox"/> Portugal	<input type="checkbox"/> Kosovo	<input type="checkbox"/> Deutschland	<input type="checkbox"/> Spanien	<input type="checkbox"/> Mazedonien	<input type="checkbox"/> Frankreich	<input type="checkbox"/> Türkei	<input type="checkbox"/> Vereinigtes Königreich	<input type="checkbox"/> Italien	<input type="checkbox"/> Serbien		<input type="checkbox"/> Andere, und zwar: ✎ _____		
<input type="checkbox"/> Schweiz	<input type="checkbox"/> Portugal	<input type="checkbox"/> Kosovo														
<input type="checkbox"/> Deutschland	<input type="checkbox"/> Spanien	<input type="checkbox"/> Mazedonien														
<input type="checkbox"/> Frankreich	<input type="checkbox"/> Türkei	<input type="checkbox"/> Vereinigtes Königreich														
<input type="checkbox"/> Italien	<input type="checkbox"/> Serbien															
<input type="checkbox"/> Andere, und zwar: ✎ _____																
<p>5. Was war der höchste Schulabschluss Ihrer Mutter? <i>(Bitte ordnen Sie ausländische oder ältere Schulabschlüsse bestmöglich ein.)</i></p> <p><input type="checkbox"/> Kein Schulabschluss</p> <p><input type="checkbox"/> Obligatorischer Schulabschluss</p> <p><input type="checkbox"/> Maturität</p>																
<p>6. Was war der höchste berufliche Abschluss Ihrer Mutter?</p> <p><input type="checkbox"/> Kein Abschluss</p> <p><input type="checkbox"/> Berufsausbildung (z.B. Lehre, Berufsschule, Handelsdiplom)</p> <p><input type="checkbox"/> Höhere Berufsausbildung (z.B. Meisterdiplom, Eidg. Fachausweis, Höhere Fachschule)</p> <p><input type="checkbox"/> Fachhochschule, Pädagogische Hochschule</p> <p><input type="checkbox"/> Universität, ETH</p>																
<p>7. Welchen Erwerbsstatus hatte Ihre Mutter zuletzt? <i>(Mehrere Antworten möglich)</i></p> <table style="width: 100%; border: none;"> <tr> <td><input type="checkbox"/> Erwerbstätig (inkl. Selbständige)</td> <td><input type="checkbox"/> In Ausbildung (z.B. Lehre, Studium)</td> </tr> <tr> <td><input type="checkbox"/> Pensum: ✎ <input style="width: 20px; height: 20px;" type="text"/> <input style="width: 20px; height: 20px;" type="text"/> <input style="width: 20px; height: 20px;" type="text"/> %</td> <td><input type="checkbox"/> Arbeitslos (RAV)</td> </tr> <tr> <td></td> <td><input type="checkbox"/> Nicht erwerbstätig (z.B. Hausfrau)</td> </tr> <tr> <td></td> <td><input type="checkbox"/> Rentnerin (AHV/IV)</td> </tr> </table>		<input type="checkbox"/> Erwerbstätig (inkl. Selbständige)	<input type="checkbox"/> In Ausbildung (z.B. Lehre, Studium)	<input type="checkbox"/> Pensum: ✎ <input style="width: 20px; height: 20px;" type="text"/> <input style="width: 20px; height: 20px;" type="text"/> <input style="width: 20px; height: 20px;" type="text"/> %	<input type="checkbox"/> Arbeitslos (RAV)		<input type="checkbox"/> Nicht erwerbstätig (z.B. Hausfrau)		<input type="checkbox"/> Rentnerin (AHV/IV)							
<input type="checkbox"/> Erwerbstätig (inkl. Selbständige)	<input type="checkbox"/> In Ausbildung (z.B. Lehre, Studium)															
<input type="checkbox"/> Pensum: ✎ <input style="width: 20px; height: 20px;" type="text"/> <input style="width: 20px; height: 20px;" type="text"/> <input style="width: 20px; height: 20px;" type="text"/> %	<input type="checkbox"/> Arbeitslos (RAV)															
	<input type="checkbox"/> Nicht erwerbstätig (z.B. Hausfrau)															
	<input type="checkbox"/> Rentnerin (AHV/IV)															

2B | Mutter verstorben

8. Wie gut kam der Haushalt Ihrer Mutter zuletzt finanziell zurecht, wenn 0 «sehr schlecht» und 10 «sehr gut» bedeutet?

Sehr schlecht												Sehr gut
<input type="checkbox"/> 0	<input type="checkbox"/> 1	<input type="checkbox"/> 2	<input type="checkbox"/> 3	<input type="checkbox"/> 4	<input type="checkbox"/> 5	<input type="checkbox"/> 6	<input type="checkbox"/> 7	<input type="checkbox"/> 8	<input type="checkbox"/> 9	<input type="checkbox"/> 10		

9. Wie würden Sie den Gesundheitszustand Ihrer Mutter in den letzten 12 Monaten vor ihrem Tod beschreiben, wenn 0 «sehr schlecht» und 10 «sehr gut» bedeutet?

Sehr schlecht												Sehr gut
<input type="checkbox"/> 0	<input type="checkbox"/> 1	<input type="checkbox"/> 2	<input type="checkbox"/> 3	<input type="checkbox"/> 4	<input type="checkbox"/> 5	<input type="checkbox"/> 6	<input type="checkbox"/> 7	<input type="checkbox"/> 8	<input type="checkbox"/> 9	<input type="checkbox"/> 10		

10. Welchen Zivilstand hatte Ihre Mutter zuletzt?

- | | |
|---|--|
| <input type="checkbox"/> Ledig | <input type="checkbox"/> Geschieden/gerichtlich getrennt |
| <input type="checkbox"/> Verheiratet | <input type="checkbox"/> Eingetragene Partnerschaft aufgehoben |
| <input type="checkbox"/> Eingetragene Partnerschaft | <input type="checkbox"/> Verwitwet |

11. Hatte Ihre Mutter zuletzt eine Partnerin bzw. einen Partner?

- | | |
|--|-------------------------------|
| <input type="checkbox"/> Ja, meinen leiblichen Vater | <input type="checkbox"/> Nein |
| <input type="checkbox"/> Ja, eine andere Person | |

12. Wie eng fühlten Sie sich mit Ihrer Mutter verbunden?

Sehr eng	Eng	Mittel	Nicht sehr eng	Überhaupt nicht eng
<input type="checkbox"/>	<input type="checkbox"/>	<input type="checkbox"/>	<input type="checkbox"/>	<input type="checkbox"/>

13. Wie wichtig war Ihre Mutter für Sie?

Sehr wichtig	Wichtig	Mittel	Nicht sehr wichtig	Überhaupt nicht wichtig
<input type="checkbox"/>	<input type="checkbox"/>	<input type="checkbox"/>	<input type="checkbox"/>	<input type="checkbox"/>

14. Wohnten Sie zuletzt mit Ihrer Mutter in einem gemeinsamen Haushalt?

- | | |
|--|-------------------------------|
| <input type="checkbox"/> Ja  weiter mit Frage 18 | <input type="checkbox"/> Nein |
|--|-------------------------------|

15. Seit welchem Jahr leben Sie nicht mehr mit Ihrer Mutter in einem gemeinsamen Haushalt?

Seit: 

Ich habe nie mit meiner Mutter gelebt

16. Wie weit wohnte Ihre Mutter zuletzt von Ihnen entfernt?

- | | |
|---|--|
| <input type="checkbox"/> Im gleichen Gebäude | <input type="checkbox"/> 25 bis unter 100 Kilometer |
| <input type="checkbox"/> Weniger als 1 Kilometer | <input type="checkbox"/> 100 bis unter 500 Kilometer |
| <input type="checkbox"/> 1 bis unter 5 Kilometer | <input type="checkbox"/> 500 Kilometer oder mehr |
| <input type="checkbox"/> 5 bis unter 25 Kilometer | |

17. Wie häufig hatten Sie während der letzten 12 Monate vor dem Tod Ihrer Mutter mit ihr Kontakt (z.B. persönlich, telefonisch, per Post, SMS, E-Mail, usw.)?

- | | |
|--|---|
| <input type="checkbox"/> Täglich | <input type="checkbox"/> Ungefähr einmal pro Monat |
| <input type="checkbox"/> Mehrmals in der Woche | <input type="checkbox"/> Weniger als einmal pro Monat |
| <input type="checkbox"/> Ungefähr einmal pro Woche | <input type="checkbox"/> Nie |
| <input type="checkbox"/> Ungefähr einmal alle 2 Wochen | |


2B | Mutter verstorben

Im Folgenden werden einige Situationen genannt, die in Familien auftreten können. Wie war das bei Ihnen und Ihrer leiblichen Mutter in den letzten 12 Monaten vor ihrem Tod?	Immer	Häufig	Manchmal	Selten	Nie
18. Ich habe mir Sorgen um meine Mutter gemacht.	<input type="checkbox"/>	<input type="checkbox"/>	<input type="checkbox"/>	<input type="checkbox"/>	<input type="checkbox"/>
19. Meine Mutter und ich hatten unterschiedliche Meinungen.	<input type="checkbox"/>	<input type="checkbox"/>	<input type="checkbox"/>	<input type="checkbox"/>	<input type="checkbox"/>
20. Die Gefühle gegenüber meiner Mutter änderten sich immer mal wieder.	<input type="checkbox"/>	<input type="checkbox"/>	<input type="checkbox"/>	<input type="checkbox"/>	<input type="checkbox"/>
21. Ich habe mich von meiner Mutter verstanden gefühlt.	<input type="checkbox"/>	<input type="checkbox"/>	<input type="checkbox"/>	<input type="checkbox"/>	<input type="checkbox"/>
22. Meine Mutter gab mir Anerkennung.	<input type="checkbox"/>	<input type="checkbox"/>	<input type="checkbox"/>	<input type="checkbox"/>	<input type="checkbox"/>
23. Ich fühlte mich verpflichtet, meiner Mutter bei Bedarf zu helfen.	<input type="checkbox"/>	<input type="checkbox"/>	<input type="checkbox"/>	<input type="checkbox"/>	<input type="checkbox"/>
24. Mit meiner Mutter kam es zu Streit.	<input type="checkbox"/>	<input type="checkbox"/>	<input type="checkbox"/>	<input type="checkbox"/>	<input type="checkbox"/>
25. Meine Mutter interessierte sich für mein Leben.	<input type="checkbox"/>	<input type="checkbox"/>	<input type="checkbox"/>	<input type="checkbox"/>	<input type="checkbox"/>
26. Meine Mutter mischte sich zu sehr in mein Leben ein.	<input type="checkbox"/>	<input type="checkbox"/>	<input type="checkbox"/>	<input type="checkbox"/>	<input type="checkbox"/>
27. Bei Bedarf hätte/habe ich meine Mutter finanziell unterstützt.	<input type="checkbox"/>	<input type="checkbox"/>	<input type="checkbox"/>	<input type="checkbox"/>	<input type="checkbox"/>
28. Die Gefühle gegenüber meiner Mutter waren widersprüchlich.	<input type="checkbox"/>	<input type="checkbox"/>	<input type="checkbox"/>	<input type="checkbox"/>	<input type="checkbox"/>
29. Meine Mutter erwartete zu viel von mir.	<input type="checkbox"/>	<input type="checkbox"/>	<input type="checkbox"/>	<input type="checkbox"/>	<input type="checkbox"/>
30. Meine Mutter nahm mich ernst.	<input type="checkbox"/>	<input type="checkbox"/>	<input type="checkbox"/>	<input type="checkbox"/>	<input type="checkbox"/>
31. Zwischen meiner Mutter und mir bestanden Spannungen.	<input type="checkbox"/>	<input type="checkbox"/>	<input type="checkbox"/>	<input type="checkbox"/>	<input type="checkbox"/>
32. Ich fühlte mich von meiner Mutter respektiert.	<input type="checkbox"/>	<input type="checkbox"/>	<input type="checkbox"/>	<input type="checkbox"/>	<input type="checkbox"/>
33. Ich war mit der Beziehung zu meiner Mutter unzufrieden.	<input type="checkbox"/>	<input type="checkbox"/>	<input type="checkbox"/>	<input type="checkbox"/>	<input type="checkbox"/>
34. Zwischen meiner Mutter und mir bestanden Konflikte.	<input type="checkbox"/>	<input type="checkbox"/>	<input type="checkbox"/>	<input type="checkbox"/>	<input type="checkbox"/>
35. Ich hätte/habe meine Mutter bei Bedarf persönlich gepflegt.	<input type="checkbox"/>	<input type="checkbox"/>	<input type="checkbox"/>	<input type="checkbox"/>	<input type="checkbox"/>
36. Die Beziehung zu meiner Mutter hat mich überfordert.	<input type="checkbox"/>	<input type="checkbox"/>	<input type="checkbox"/>	<input type="checkbox"/>	<input type="checkbox"/>
37. Ich hätte mich meiner Mutter gegenüber anders verhalten sollen.	<input type="checkbox"/>	<input type="checkbox"/>	<input type="checkbox"/>	<input type="checkbox"/>	<input type="checkbox"/>
38. Meine Mutter hat mich zu sehr kritisiert.	<input type="checkbox"/>	<input type="checkbox"/>	<input type="checkbox"/>	<input type="checkbox"/>	<input type="checkbox"/>
39. Meine Mutter und ich hatten uns viel zu sagen.	<input type="checkbox"/>	<input type="checkbox"/>	<input type="checkbox"/>	<input type="checkbox"/>	<input type="checkbox"/>
40. Die Beziehung zu meiner Mutter hat mich belastet.	<input type="checkbox"/>	<input type="checkbox"/>	<input type="checkbox"/>	<input type="checkbox"/>	<input type="checkbox"/>
41. Ich fühlte mich von meiner Mutter entfremdet.	<input type="checkbox"/>	<input type="checkbox"/>	<input type="checkbox"/>	<input type="checkbox"/>	<input type="checkbox"/>
Im Folgenden einige Fragen zur Zeit bis zu Ihrem 16. Lebensjahr.	Immer	Häufig	Manchmal	Selten	Nie
42. Wie häufig kam es bis zum 16. Lebensjahr zwischen Ihnen und Ihrer Mutter zu Spannungen?	<input type="checkbox"/>	<input type="checkbox"/>	<input type="checkbox"/>	<input type="checkbox"/>	<input type="checkbox"/>
43. Wie häufig kam es bis zum 16. Lebensjahr zwischen Ihnen und Ihrer Mutter zu Konflikten?	<input type="checkbox"/>	<input type="checkbox"/>	<input type="checkbox"/>	<input type="checkbox"/>	<input type="checkbox"/>
44. Meine Mutter war für mich da, wenn ich sie brauchte.	<input type="checkbox"/>	<input type="checkbox"/>	<input type="checkbox"/>	<input type="checkbox"/>	<input type="checkbox"/>
45. Meine Mutter hatte klare Regeln und Vorschriften, wie ich mich zu verhalten hatte.	<input type="checkbox"/>	<input type="checkbox"/>	<input type="checkbox"/>	<input type="checkbox"/>	<input type="checkbox"/>
46. Meine Mutter hat mich hart bestraft, auch für Kleinigkeiten.	<input type="checkbox"/>	<input type="checkbox"/>	<input type="checkbox"/>	<input type="checkbox"/>	<input type="checkbox"/>
47. Meine Mutter hat mir gezeigt, dass sie mich gern hatte.	<input type="checkbox"/>	<input type="checkbox"/>	<input type="checkbox"/>	<input type="checkbox"/>	<input type="checkbox"/>
48. Meine Mutter hat mich unter Druck gesetzt.	<input type="checkbox"/>	<input type="checkbox"/>	<input type="checkbox"/>	<input type="checkbox"/>	<input type="checkbox"/>
49. Meine Mutter hat mich gelobt.	<input type="checkbox"/>	<input type="checkbox"/>	<input type="checkbox"/>	<input type="checkbox"/>	<input type="checkbox"/>

2B | Mutter verstorben

Jetzt würden wir gerne von Ihnen wissen, ob Sie in den letzten 12 Monaten vor dem Tod Ihrer Mutter Unterstützung erhalten oder gegeben haben?	Täglich	Wöchentlich	Monatlich	Seltener	Nie
50. Wie häufig haben Sie in den letzten <u>12 Monaten</u> vor dem Tod Ihrer Mutter folgende Hilfe von ihr <u>erhalten</u> ?					
Hilfe im Haushalt, beim Einkaufen, bei bürokratischen Angelegenheiten, o.ä.	<input type="checkbox"/>	<input type="checkbox"/>	<input type="checkbox"/>	<input type="checkbox"/>	<input type="checkbox"/>
Emotionale Unterstützung (z.B. Ratschläge, Trost)	<input type="checkbox"/>	<input type="checkbox"/>	<input type="checkbox"/>	<input type="checkbox"/>	<input type="checkbox"/>
Pflege (z.B. Körperpflege, Hilfe beim Aufstehen und Anziehen)	<input type="checkbox"/>	<input type="checkbox"/>	<input type="checkbox"/>	<input type="checkbox"/>	<input type="checkbox"/>
Hilfe bei der Kinderbetreuung (<i>Keine Kinder = Nie</i>)	<input type="checkbox"/>	<input type="checkbox"/>	<input type="checkbox"/>	<input type="checkbox"/>	<input type="checkbox"/>
51. Wie häufig haben Sie in den letzten <u>12 Monaten</u> vor dem Tod Ihrer Mutter folgende Hilfe an sie <u>gegeben</u> ?					
Hilfe im Haushalt, beim Einkaufen, bei bürokratischen Angelegenheiten, o.ä.	<input type="checkbox"/>	<input type="checkbox"/>	<input type="checkbox"/>	<input type="checkbox"/>	<input type="checkbox"/>
Emotionale Unterstützung (z.B. Ratschläge, Trost)	<input type="checkbox"/>	<input type="checkbox"/>	<input type="checkbox"/>	<input type="checkbox"/>	<input type="checkbox"/>
Pflege (z.B. Körperpflege, Hilfe beim Aufstehen und Anziehen)	<input type="checkbox"/>	<input type="checkbox"/>	<input type="checkbox"/>	<input type="checkbox"/>	<input type="checkbox"/>
52. Haben Sie in den letzten <u>12 Monaten</u> vor dem Tod Ihrer Mutter von ihr Geldgeschenke, Sachgeschenke oder Zahlungen <u>erhalten</u> ? (Dazu zählen auch Geschenke oder Zahlungen, die Sie von Ihren leiblichen Eltern gemeinsam erhalten haben. In diesem Fall nennen Sie bitte den <u>halben Betrag</u> .)					
<input type="checkbox"/> Ja, insgesamt:	<input type="checkbox"/> Bis 500 CHF	<input type="checkbox"/> Bis 5'000 CHF	<input type="checkbox"/> 10'000 CHF und mehr		
<input type="checkbox"/> Nein	<input type="checkbox"/> Bis 1'000 CHF		<input type="checkbox"/> Bis 10'000 CHF		
53. Haben Sie in den letzten <u>12 Monaten</u> vor dem Tod Ihrer Mutter an sie Geldgeschenke, Sachgeschenke oder Zahlungen <u>gegeben</u> ? (Dazu zählen auch Geschenke oder Zahlungen, die Sie Ihren leiblichen Eltern gemeinsam gegeben haben. In diesem Fall nennen Sie bitte den <u>halben Betrag</u> .)					
<input type="checkbox"/> Ja, insgesamt:	<input type="checkbox"/> Bis 500 CHF	<input type="checkbox"/> Bis 5'000 CHF	<input type="checkbox"/> 10'000 CHF und mehr		
<input type="checkbox"/> Nein	<input type="checkbox"/> Bis 1'000 CHF		<input type="checkbox"/> Bis 10'000 CHF		
54. Hat Ihre Mutter <u>jemals</u> eine <u>Erbschaft erhalten</u> ?					
<input type="checkbox"/> Ja, insgesamt:	<input type="checkbox"/> Bis 5'000 CHF	<input type="checkbox"/> Bis 100'000 CHF	<input type="checkbox"/> Bis 1'000'000 CHF		
<input type="checkbox"/> Nein	<input type="checkbox"/> Bis 25'000 CHF	<input type="checkbox"/> Bis 250'000 CHF	<input type="checkbox"/> 1'000'000 CHF und mehr		
	<input type="checkbox"/> Bis 50'000 CHF	<input type="checkbox"/> Bis 500'000 CHF	<input type="checkbox"/> Weiss nicht		
55. Haben Sie von Ihrer Mutter eine <u>Erbschaft erhalten</u> ? (Dazu zählen auch Erbschaften, die Sie von Ihren leiblichen Eltern gemeinsam erhalten haben. In diesem Fall nennen Sie bitte den <u>halben Betrag</u> .)					
<input type="checkbox"/> Ja, insgesamt:	<input type="checkbox"/> Bis 5'000 CHF	<input type="checkbox"/> Bis 100'000 CHF	<input type="checkbox"/> Bis 1'000'000 CHF		
<input type="checkbox"/> Nein	<input type="checkbox"/> Bis 25'000 CHF	<input type="checkbox"/> Bis 250'000 CHF	<input type="checkbox"/> 1'000'000 CHF und mehr		
	<input type="checkbox"/> Bis 50'000 CHF	<input type="checkbox"/> Bis 500'000 CHF			
56. Haben Sie <u>jemals</u> von Ihrer Mutter eine oder mehrere grössere <u>Schenkungen erhalten</u> (z.B. Geld, Wertgegenstände oder Immobilien)? (Dazu zählen auch Schenkungen, die Sie von Ihren leiblichen Eltern gemeinsam erhalten haben. In diesem Fall nennen Sie bitte den <u>halben Betrag</u> .)					
<input type="checkbox"/> Ja, insgesamt:	<input type="checkbox"/> Bis 5'000 CHF	<input type="checkbox"/> Bis 100'000 CHF	<input type="checkbox"/> Bis 1'000'000 CHF		
<input type="checkbox"/> Nein	<input type="checkbox"/> Bis 25'000 CHF	<input type="checkbox"/> Bis 250'000 CHF	<input type="checkbox"/> 1'000'000 CHF und mehr		
	<input type="checkbox"/> Bis 50'000 CHF	<input type="checkbox"/> Bis 500'000 CHF			
57. In welchem Jahr verstarb Ihre Mutter?					
	<input type="text"/>	<input type="text"/>	<input type="text"/>	<input type="text"/>	<input type="text"/>

French

<h1 style="margin: 0;">1 Questionnaire individuel</h1>	 <p style="font-size: small; margin: 0;">Ou bien participation en ligne sur : https://swissgen.limequery.com Jeton : abcde</p>
Pour commencer, voici quelques questions générales concernant votre personne. Merci de répondre d'abord à ce questionnaire.	
1. En quelle année êtes-vous né/e ?	<input type="text"/> <input type="text"/> <input type="text"/> <input type="text"/>
2. Sexe ?	<input type="checkbox"/> Masculin <input type="checkbox"/> Féminin
3. Dans quel pays êtes-vous né/e ? <i>(Veuillez indiquer le pays/la région auquel/à laquelle appartient le lieu de naissance aujourd'hui.)</i>	
<input type="checkbox"/> Suisse <input type="checkbox"/> Allemagne de l'Ouest <input type="checkbox"/> Allemagne de l'Est <input type="checkbox"/> France <input type="checkbox"/> Autre, à savoir : _____	<input type="checkbox"/> Italie <input type="checkbox"/> Portugal <input type="checkbox"/> Espagne <input type="checkbox"/> Turquie <input type="checkbox"/> Serbie <input type="checkbox"/> Kosovo <input type="checkbox"/> Macédoine <input type="checkbox"/> Royaume Uni
4. Depuis quelle année vivez-vous en Suisse ?	
<input type="checkbox"/> Depuis la naissance	<input type="checkbox"/> Depuis : <input type="text"/> <input type="text"/> <input type="text"/> <input type="text"/>
5. Quelle/s nationalité/s possédez-vous ? <i>(Plusieurs réponses possibles)</i>	
<input type="checkbox"/> Suisse <input type="checkbox"/> Allemagne <input type="checkbox"/> France <input type="checkbox"/> Italie <input type="checkbox"/> Autre, à savoir : _____	<input type="checkbox"/> Portugal <input type="checkbox"/> Espagne <input type="checkbox"/> Turquie <input type="checkbox"/> Serbie <input type="checkbox"/> Kosovo <input type="checkbox"/> Macédoine <input type="checkbox"/> Royaume Uni
6. Quel est votre diplôme de fin de scolarité le plus élevé ? <i>(Merci de mettre les diplômes de fin de scolarité étrangers ou anciens dans le meilleur ordre possible.)</i>	
<input type="checkbox"/> Pas de diplôme de fin de scolarité <input type="checkbox"/> Diplôme de fin de scolarité obligatoire <input type="checkbox"/> Maturité	
7. Quelle est votre plus haute qualification professionnelle ?	
<input type="checkbox"/> Pas de qualification <input type="checkbox"/> Formation professionnelle (p. ex., apprentissage, école professionnelle, diplôme de commerce) <input type="checkbox"/> Formation professionnelle supérieure (p. ex., diplôme de maîtrise, brevet fédéral, école supérieure spécialisée) <input type="checkbox"/> Haute école spécialisée, haute école pédagogique <input type="checkbox"/> Université, EPF	
8. Quel est votre statut professionnel ? <i>(Plusieurs réponses possibles)</i>	
<input type="checkbox"/> Actif/active (activité indépendante comprise) Taux d'occupation : <input type="text"/> <input type="text"/> <input type="text"/> %	<input type="checkbox"/> En formation (p. ex., apprentissage, études) <input type="checkbox"/> Au chômage (ORP) <input type="checkbox"/> Non actif/active (p. ex., homme/femme au foyer) <input type="checkbox"/> Retraité/e (AVS/AI)

1 | Questionnaire individuel

9. Quelle est la situation financière de votre ménage à l'heure actuelle, si 0 signifie « très mauvaise » et 10 « très bonne » ?

Très mauvaise												Très bonne
<input type="checkbox"/> 0	<input type="checkbox"/> 1	<input type="checkbox"/> 2	<input type="checkbox"/> 3	<input type="checkbox"/> 4	<input type="checkbox"/> 5	<input type="checkbox"/> 6	<input type="checkbox"/> 7	<input type="checkbox"/> 8	<input type="checkbox"/> 9	<input type="checkbox"/> 10		

10. Possédez-vous (ou votre partenaire) de l'argent, des objets de valeur ou des biens immobiliers ?

<input type="checkbox"/> Oui, à savoir au total :	<input type="checkbox"/> Jusqu'à 5 000 CHF
<input type="checkbox"/> Non	<input type="checkbox"/> Jusqu'à 25 000 CHF
	<input type="checkbox"/> Jusqu'à 50 000 CHF
	<input type="checkbox"/> Jusqu'à 100 000 CHF
	<input type="checkbox"/> Jusqu'à 250 000 CHF
	<input type="checkbox"/> Jusqu'à 500 000 CHF
	<input type="checkbox"/> Jusqu'à 1 000 000 CHF
	<input type="checkbox"/> 1 000 000 CHF et plus

11. Quelle est votre situation de logement ? Êtes-vous...

- (Co-)propriétaire
- Locataire principal (y compris membre d'une coopérative d'habitation)
- Sous-locataire
- Logé/e gratuitement (p. ex., chez un membre de la famille)

12. Quel est votre état civil actuel ?

<input type="checkbox"/> Célibataire	<input type="checkbox"/> Divorcé/e / séparé/e judiciairement
<input type="checkbox"/> Marié/e	<input type="checkbox"/> Partenariat enregistré annulé
<input type="checkbox"/> Partenariat enregistré	<input type="checkbox"/> Veuf/veuve

13. Avez-vous une partenaire ou bien un partenaire ?

<input type="checkbox"/> Oui	<input type="checkbox"/> Non
------------------------------	------------------------------

14. Dans quelle mesure êtes-vous satisfait/e de votre vie en général, si 0 signifie « pas du tout satisfait/e » et 10 « entièrement satisfait/e » ?

Pas du tout satisfait/e											Entièrement satisfait/e
<input type="checkbox"/> 0	<input type="checkbox"/> 1	<input type="checkbox"/> 2	<input type="checkbox"/> 3	<input type="checkbox"/> 4	<input type="checkbox"/> 5	<input type="checkbox"/> 6	<input type="checkbox"/> 7	<input type="checkbox"/> 8	<input type="checkbox"/> 9	<input type="checkbox"/> 10	

15. Comment décririez-vous votre état de santé général, si 0 signifie « très mauvais » et 10 « très bon » ?

Très mauvais											Très bon
<input type="checkbox"/> 0	<input type="checkbox"/> 1	<input type="checkbox"/> 2	<input type="checkbox"/> 3	<input type="checkbox"/> 4	<input type="checkbox"/> 5	<input type="checkbox"/> 6	<input type="checkbox"/> 7	<input type="checkbox"/> 8	<input type="checkbox"/> 9	<input type="checkbox"/> 10	

16. À quel point êtes-vous religieux/euse, si 0 signifie « pas du tout religieux/euse » et 10 « très religieux/euse » ?

Pas du tout religieux/euse											Très religieux/euse
<input type="checkbox"/> 0	<input type="checkbox"/> 1	<input type="checkbox"/> 2	<input type="checkbox"/> 3	<input type="checkbox"/> 4	<input type="checkbox"/> 5	<input type="checkbox"/> 6	<input type="checkbox"/> 7	<input type="checkbox"/> 8	<input type="checkbox"/> 9	<input type="checkbox"/> 10	

1 | Questionnaire individuel

Les questions suivantes concernent les membres vivants de votre famille.

Si vous avez, p. ex., plus de 10 enfants, veuillez cocher 10.

17. Combien d'enfants biologiques avez-vous ? ① ② ③ ④ ⑤ ⑥ ⑦ ⑧ ⑨ ⑩

18. Combien d'enfants adoptifs, recueillis ou enfants de votre conjoint avez-vous ? ① ② ③ ④ ⑤ ⑥ ⑦ ⑧ ⑨ ⑩

19. Combien de petits-enfants avez-vous ? ① ② ③ ④ ⑤ ⑥ ⑦ ⑧ ⑨ ⑩

20. Combien de sœurs germaines avez-vous ? ① ② ③ ④ ⑤ ⑥ ⑦ ⑧ ⑨ ⑩

21. Combien de frères germains avez-vous ? ① ② ③ ④ ⑤ ⑥ ⑦ ⑧ ⑨ ⑩

22. Combien de sœurs adoptives, de demi-sœurs et de sœurs issues d'un mariage antérieur avez-vous ? ① ② ③ ④ ⑤ ⑥ ⑦ ⑧ ⑨ ⑩

23. Combien de frères adoptifs, de demi-frères et de frères issus d'un mariage antérieur avez-vous ? ① ② ③ ④ ⑤ ⑥ ⑦ ⑧ ⑨ ⑩

24. Combien de vos frères et sœurs sont plus âgés que vous ? ① ② ③ ④ ⑤ ⑥ ⑦ ⑧ ⑨ ⑩

25. Combien de vos grands-parents biologiques vivent encore ? ① ② ③ ④

26. Combien de personnes vivent au total dans votre ménage (y compris vous-même) ? ① ② ③ ④ ⑤ ⑥ ⑦ ⑧ ⑨ ⑩

27. Qui habite dans votre ménage ? (*Plusieurs réponses possibles*)

- | | |
|---|---|
| <input type="checkbox"/> Je vis seul/e | <input type="checkbox"/> Petit(s)-enfant(s) |
| <input type="checkbox"/> Partenaire | <input type="checkbox"/> Frère(s) et sœur(s) |
| <input type="checkbox"/> Parents (un parent) | <input type="checkbox"/> D'autres membres de la parenté |
| <input type="checkbox"/> Grands-parents (un grand-parent) | <input type="checkbox"/> Personnes sans lien de parenté |
| <input type="checkbox"/> Enfant(s) | |

28. Est-ce que vos parents biologiques se sont séparés ?

- Non Oui, année de la séparation :

Suivent maintenant deux questions concernant votre vie jusqu'à l'âge de 16 ans.

	Toujours	Souvent	Parfois	Rarement	Jamais
29. Combien de fois jusqu'à l'âge de 16 ans y-a-t-il eu des conflits entre vos parents biologiques ?	<input type="checkbox"/>	<input type="checkbox"/>	<input type="checkbox"/>	<input type="checkbox"/>	<input type="checkbox"/>

30. Où avez-vous grandi entièrement ou majoritairement jusqu'à l'âge de 16 ans ? (*Plusieurs réponses possibles*)

- Chez mes deux parents biologiques à la fois
- Chez ma mère biologique
- Chez mon père biologique
- Chez ma mère adoptive, nourricière ou ma belle-mère
- Chez mon père adoptif, nourricier ou mon beau-père
- Chez d'autres membres de la parenté
- Ailleurs, à savoir :



1 | Questionnaire individuel

Pour finir, nous avons quelques questions concernant vos parents biologiques.

31. Votre mère biologique est-elle vivante ?

Oui

☞ Veuillez répondre au questionnaire 2A concernant votre mère biologique.

Non

☞ Veuillez répondre au questionnaire 2B concernant votre mère biologique.

Mère biologique inconnue

☞ Veuillez ne répondre à aucun des questionnaires 2A et 2B concernant votre mère biologique.

32. Votre père biologique est-il vivant ?

Oui


☞ Veuillez répondre au questionnaire 3A concernant votre père biologique.

Non

☞ Veuillez répondre au questionnaire 3B concernant votre père biologique.

Père biologique inconnu

☞ Veuillez ne répondre à aucun des questionnaires 3A et 3B concernant votre père biologique.

<h2 style="margin: 0;">2A Mère en vie</h2>	 <p style="margin: 0;">Ou bien participation en ligne sur : https://swissgen.limequery.com Jeton : abcde</p>												
Les questions suivantes concernent votre mère biologique. Veillez remplir ce questionnaire uniquement si votre mère biologique est encore en vie.													
<p>1. En quelle année est née votre mère ? ✎ <input type="text"/> <input type="text"/> <input type="text"/> <input type="text"/></p>													
<p>2. Dans quel pays est née votre mère ? <i>(Veillez indiquer le pays/la région auquel/à laquelle appartient le lieu de naissance aujourd'hui.)</i></p> <table style="width: 100%; border: none;"> <tr> <td><input type="checkbox"/> Suisse</td> <td><input type="checkbox"/> Italie</td> <td><input type="checkbox"/> Serbie</td> </tr> <tr> <td><input type="checkbox"/> Allemagne de l'Ouest</td> <td><input type="checkbox"/> Portugal</td> <td><input type="checkbox"/> Kosovo</td> </tr> <tr> <td><input type="checkbox"/> Allemagne de l'Est</td> <td><input type="checkbox"/> Espagne</td> <td><input type="checkbox"/> Macédoine</td> </tr> <tr> <td><input type="checkbox"/> France</td> <td><input type="checkbox"/> Turquie</td> <td><input type="checkbox"/> Royaume Uni</td> </tr> </table> <p><input type="checkbox"/> Autre, à savoir : ✎ _____</p>		<input type="checkbox"/> Suisse	<input type="checkbox"/> Italie	<input type="checkbox"/> Serbie	<input type="checkbox"/> Allemagne de l'Ouest	<input type="checkbox"/> Portugal	<input type="checkbox"/> Kosovo	<input type="checkbox"/> Allemagne de l'Est	<input type="checkbox"/> Espagne	<input type="checkbox"/> Macédoine	<input type="checkbox"/> France	<input type="checkbox"/> Turquie	<input type="checkbox"/> Royaume Uni
<input type="checkbox"/> Suisse	<input type="checkbox"/> Italie	<input type="checkbox"/> Serbie											
<input type="checkbox"/> Allemagne de l'Ouest	<input type="checkbox"/> Portugal	<input type="checkbox"/> Kosovo											
<input type="checkbox"/> Allemagne de l'Est	<input type="checkbox"/> Espagne	<input type="checkbox"/> Macédoine											
<input type="checkbox"/> France	<input type="checkbox"/> Turquie	<input type="checkbox"/> Royaume Uni											
<p>3. Dans quel pays réside votre mère aujourd'hui ?</p> <table style="width: 100%; border: none;"> <tr> <td><input type="checkbox"/> Suisse</td> <td><input type="checkbox"/> Portugal</td> <td><input type="checkbox"/> Kosovo</td> </tr> <tr> <td><input type="checkbox"/> Allemagne</td> <td><input type="checkbox"/> Espagne</td> <td><input type="checkbox"/> Macédoine</td> </tr> <tr> <td><input type="checkbox"/> France</td> <td><input type="checkbox"/> Turquie</td> <td><input type="checkbox"/> Royaume Uni</td> </tr> <tr> <td><input type="checkbox"/> Italie</td> <td><input type="checkbox"/> Serbie</td> <td></td> </tr> </table> <p><input type="checkbox"/> Autre, à savoir : ✎ _____</p>		<input type="checkbox"/> Suisse	<input type="checkbox"/> Portugal	<input type="checkbox"/> Kosovo	<input type="checkbox"/> Allemagne	<input type="checkbox"/> Espagne	<input type="checkbox"/> Macédoine	<input type="checkbox"/> France	<input type="checkbox"/> Turquie	<input type="checkbox"/> Royaume Uni	<input type="checkbox"/> Italie	<input type="checkbox"/> Serbie	
<input type="checkbox"/> Suisse	<input type="checkbox"/> Portugal	<input type="checkbox"/> Kosovo											
<input type="checkbox"/> Allemagne	<input type="checkbox"/> Espagne	<input type="checkbox"/> Macédoine											
<input type="checkbox"/> France	<input type="checkbox"/> Turquie	<input type="checkbox"/> Royaume Uni											
<input type="checkbox"/> Italie	<input type="checkbox"/> Serbie												
<p>4. Quelle(s) nationalité(s) possède votre mère ? <i>(Plusieurs réponses possibles)</i></p> <table style="width: 100%; border: none;"> <tr> <td><input type="checkbox"/> Suisse</td> <td><input type="checkbox"/> Portugal</td> <td><input type="checkbox"/> Kosovo</td> </tr> <tr> <td><input type="checkbox"/> Allemagne</td> <td><input type="checkbox"/> Espagne</td> <td><input type="checkbox"/> Macédoine</td> </tr> <tr> <td><input type="checkbox"/> France</td> <td><input type="checkbox"/> Turquie</td> <td><input type="checkbox"/> Royaume Uni</td> </tr> <tr> <td><input type="checkbox"/> Italie</td> <td><input type="checkbox"/> Serbie</td> <td></td> </tr> </table> <p><input type="checkbox"/> Autre, à savoir : ✎ _____</p>		<input type="checkbox"/> Suisse	<input type="checkbox"/> Portugal	<input type="checkbox"/> Kosovo	<input type="checkbox"/> Allemagne	<input type="checkbox"/> Espagne	<input type="checkbox"/> Macédoine	<input type="checkbox"/> France	<input type="checkbox"/> Turquie	<input type="checkbox"/> Royaume Uni	<input type="checkbox"/> Italie	<input type="checkbox"/> Serbie	
<input type="checkbox"/> Suisse	<input type="checkbox"/> Portugal	<input type="checkbox"/> Kosovo											
<input type="checkbox"/> Allemagne	<input type="checkbox"/> Espagne	<input type="checkbox"/> Macédoine											
<input type="checkbox"/> France	<input type="checkbox"/> Turquie	<input type="checkbox"/> Royaume Uni											
<input type="checkbox"/> Italie	<input type="checkbox"/> Serbie												
<p>5. Quel est le diplôme de fin de scolarité le plus élevé de votre mère ? <i>(Merci de classer les diplômes de fin de scolarité étrangers ou anciens dans le meilleur ordre possible.)</i></p> <p><input type="checkbox"/> Pas de diplôme de fin de scolarité</p> <p><input type="checkbox"/> Diplôme de fin de scolarité obligatoire</p> <p><input type="checkbox"/> Maturité</p>													
<p>6. Quelle est la plus haute qualification professionnelle de votre mère ?</p> <p><input type="checkbox"/> Pas de qualification</p> <p><input type="checkbox"/> Formation professionnelle (p. ex., apprentissage, école professionnelle, diplôme de commerce)</p> <p><input type="checkbox"/> Formation professionnelle supérieure (p. ex., diplôme de maîtrise, brevet fédéral, école supérieure spécialisée)</p> <p><input type="checkbox"/> Haute école spécialisée, haute école pédagogique</p> <p><input type="checkbox"/> Université, EPF</p>													
<p>7. Quel est le statut professionnel de votre mère ? <i>(Plusieurs réponses possibles)</i></p> <table style="width: 100%; border: none;"> <tr> <td><input type="checkbox"/> Active (activité indépendante comprise)</td> <td><input type="checkbox"/> En formation (p. ex., apprentissage, études)</td> </tr> <tr> <td><input type="checkbox"/> Taux d'occupation : ✎ <input type="text"/> <input type="text"/> <input type="text"/> %</td> <td><input type="checkbox"/> Au chômage (ORP)</td> </tr> <tr> <td></td> <td><input type="checkbox"/> Non active (p. ex., femme au foyer)</td> </tr> <tr> <td></td> <td><input type="checkbox"/> Retraîtée (AVS/AI)</td> </tr> </table>		<input type="checkbox"/> Active (activité indépendante comprise)	<input type="checkbox"/> En formation (p. ex., apprentissage, études)	<input type="checkbox"/> Taux d'occupation : ✎ <input type="text"/> <input type="text"/> <input type="text"/> %	<input type="checkbox"/> Au chômage (ORP)		<input type="checkbox"/> Non active (p. ex., femme au foyer)		<input type="checkbox"/> Retraîtée (AVS/AI)				
<input type="checkbox"/> Active (activité indépendante comprise)	<input type="checkbox"/> En formation (p. ex., apprentissage, études)												
<input type="checkbox"/> Taux d'occupation : ✎ <input type="text"/> <input type="text"/> <input type="text"/> %	<input type="checkbox"/> Au chômage (ORP)												
	<input type="checkbox"/> Non active (p. ex., femme au foyer)												
	<input type="checkbox"/> Retraîtée (AVS/AI)												

2A | Mère en vie

8. Quelle est la situation financière du ménage de votre mère à l'heure actuelle, si 0 signifie « très mauvaise » et 10 « très bonne » ?

Très mauvaise												Très bonne
<input type="checkbox"/> 0	<input type="checkbox"/> 1	<input type="checkbox"/> 2	<input type="checkbox"/> 3	<input type="checkbox"/> 4	<input type="checkbox"/> 5	<input type="checkbox"/> 6	<input type="checkbox"/> 7	<input type="checkbox"/> 8	<input type="checkbox"/> 9	<input type="checkbox"/> 10		

9. Comment décririez-vous l'état de santé de votre mère, si 0 signifie « très mauvais » et 10 « très bon » ?

Très mauvais												Très bon
<input type="checkbox"/> 0	<input type="checkbox"/> 1	<input type="checkbox"/> 2	<input type="checkbox"/> 3	<input type="checkbox"/> 4	<input type="checkbox"/> 5	<input type="checkbox"/> 6	<input type="checkbox"/> 7	<input type="checkbox"/> 8	<input type="checkbox"/> 9	<input type="checkbox"/> 10		

10. Quel est l'état civil de votre mère ?

<input type="checkbox"/> Célibataire	<input type="checkbox"/> Divorcée/séparée judiciairement
<input type="checkbox"/> Mariée	<input type="checkbox"/> Partenariat enregistré annulé
<input type="checkbox"/> Partenariat enregistré	<input type="checkbox"/> Veuve

11. Votre mère, a-t-elle une partenaire ou bien un partenaire ?

<input type="checkbox"/> Oui, mon père biologique	<input type="checkbox"/> Non
<input type="checkbox"/> Oui, une autre personne	

12. À quel point vous sentez-vous proche de votre mère aujourd'hui ?

Très proche	Proche	Moyennement proche	Pas très proche	Pas du tout proche
<input type="checkbox"/>	<input type="checkbox"/>	<input type="checkbox"/>	<input type="checkbox"/>	<input type="checkbox"/>

13. Quelle importance a votre mère pour vous ?

Très importante	Importante	Moyennement importante	Pas très importante	Aucune importance
<input type="checkbox"/>	<input type="checkbox"/>	<input type="checkbox"/>	<input type="checkbox"/>	<input type="checkbox"/>

14. Faites-vous ménage commun avec votre mère ?

<input type="checkbox"/> Oui ☞ continuez avec la question 18	<input type="checkbox"/> Non
---	------------------------------

15. Depuis quelle année ne faites-vous plus ménage commun avec votre mère ?

Depuis : <input type="text"/> <input type="text"/> <input type="text"/> <input type="text"/>	<input type="checkbox"/> Je n'ai jamais vécu avec ma mère
--	---

16. À quelle distance de chez vous habite votre mère ?

<input type="checkbox"/> Dans le même bâtiment	<input type="checkbox"/> De 25 à moins de 100 kilomètres
<input type="checkbox"/> À moins d'un kilomètre	<input type="checkbox"/> De 100 à moins de 500 kilomètres
<input type="checkbox"/> De 1 à moins de 5 kilomètres	<input type="checkbox"/> À 500 kilomètres ou plus
<input type="checkbox"/> De 5 à moins de 25 kilomètres	

17. Durant les 12 derniers mois – combien de fois avez-vous eu des contacts avec votre mère (p. ex., en personne, par téléphone, par courrier, par SMS, par mail, etc.) ?


<input type="checkbox"/> Chaque jour	<input type="checkbox"/> Environ une fois par mois
<input type="checkbox"/> Plusieurs fois par semaine	<input type="checkbox"/> Moins d'une fois par mois
<input type="checkbox"/> Environ une fois par semaine	<input type="checkbox"/> Jamais
<input type="checkbox"/> Environ toutes les deux semaines	

2A | Mère en vie

Certains situations qui peuvent se présenter dans les familles sont énumérées ci-après. Qu'en est-il pour vous et votre mère biologique ?	Toujours	Souvent	Parfois	Rarement	Jamais
18. Je me fais du souci pour ma mère.	<input type="checkbox"/>	<input type="checkbox"/>	<input type="checkbox"/>	<input type="checkbox"/>	<input type="checkbox"/>
19. Ma mère et moi, nous avons des opinions différentes.	<input type="checkbox"/>	<input type="checkbox"/>	<input type="checkbox"/>	<input type="checkbox"/>	<input type="checkbox"/>
20. Mes sentiments envers ma mère changent de temps à autre.	<input type="checkbox"/>	<input type="checkbox"/>	<input type="checkbox"/>	<input type="checkbox"/>	<input type="checkbox"/>
21. Je me sens compris/e par ma mère.	<input type="checkbox"/>	<input type="checkbox"/>	<input type="checkbox"/>	<input type="checkbox"/>	<input type="checkbox"/>
22. Ma mère me montre de l'estime.	<input type="checkbox"/>	<input type="checkbox"/>	<input type="checkbox"/>	<input type="checkbox"/>	<input type="checkbox"/>
23. Je me sens obligé/e d'aider ma mère si nécessaire.	<input type="checkbox"/>	<input type="checkbox"/>	<input type="checkbox"/>	<input type="checkbox"/>	<input type="checkbox"/>
24. Ma mère et moi, nous nous disputons.	<input type="checkbox"/>	<input type="checkbox"/>	<input type="checkbox"/>	<input type="checkbox"/>	<input type="checkbox"/>
25. Ma mère s'intéresse à ma vie.	<input type="checkbox"/>	<input type="checkbox"/>	<input type="checkbox"/>	<input type="checkbox"/>	<input type="checkbox"/>
26. Ma mère se mêle trop de ma vie.	<input type="checkbox"/>	<input type="checkbox"/>	<input type="checkbox"/>	<input type="checkbox"/>	<input type="checkbox"/>
27. En cas de besoin, je soutiendrais financièrement ma mère.	<input type="checkbox"/>	<input type="checkbox"/>	<input type="checkbox"/>	<input type="checkbox"/>	<input type="checkbox"/>
28. Mes sentiments envers ma mère sont contradictoires.	<input type="checkbox"/>	<input type="checkbox"/>	<input type="checkbox"/>	<input type="checkbox"/>	<input type="checkbox"/>
29. Ma mère attend trop de moi.	<input type="checkbox"/>	<input type="checkbox"/>	<input type="checkbox"/>	<input type="checkbox"/>	<input type="checkbox"/>
30. Ma mère me prend au sérieux.	<input type="checkbox"/>	<input type="checkbox"/>	<input type="checkbox"/>	<input type="checkbox"/>	<input type="checkbox"/>
31. Il y a des tensions entre ma mère et moi.	<input type="checkbox"/>	<input type="checkbox"/>	<input type="checkbox"/>	<input type="checkbox"/>	<input type="checkbox"/>
32. Je me sens respecté/e par ma mère.	<input type="checkbox"/>	<input type="checkbox"/>	<input type="checkbox"/>	<input type="checkbox"/>	<input type="checkbox"/>
33. Je suis mécontent/e de ma relation avec ma mère.	<input type="checkbox"/>	<input type="checkbox"/>	<input type="checkbox"/>	<input type="checkbox"/>	<input type="checkbox"/>
34. Il y a des conflits entre ma mère et moi.	<input type="checkbox"/>	<input type="checkbox"/>	<input type="checkbox"/>	<input type="checkbox"/>	<input type="checkbox"/>
35. En cas de besoin, je soignerais personnellement ma mère.	<input type="checkbox"/>	<input type="checkbox"/>	<input type="checkbox"/>	<input type="checkbox"/>	<input type="checkbox"/>
36. Ma relation avec ma mère me stresse.	<input type="checkbox"/>	<input type="checkbox"/>	<input type="checkbox"/>	<input type="checkbox"/>	<input type="checkbox"/>
37. Je devrais me comporter différemment vis-à-vis de ma mère.	<input type="checkbox"/>	<input type="checkbox"/>	<input type="checkbox"/>	<input type="checkbox"/>	<input type="checkbox"/>
38. Ma mère me critique trop.	<input type="checkbox"/>	<input type="checkbox"/>	<input type="checkbox"/>	<input type="checkbox"/>	<input type="checkbox"/>
39. Ma mère et moi, nous avons beaucoup à nous dire.	<input type="checkbox"/>	<input type="checkbox"/>	<input type="checkbox"/>	<input type="checkbox"/>	<input type="checkbox"/>
40. Ma relation avec ma mère me pèse.	<input type="checkbox"/>	<input type="checkbox"/>	<input type="checkbox"/>	<input type="checkbox"/>	<input type="checkbox"/>
41. Je me sens étranger/étrangère à ma mère.	<input type="checkbox"/>	<input type="checkbox"/>	<input type="checkbox"/>	<input type="checkbox"/>	<input type="checkbox"/>
Ci-après quelques questions concernant votre vie jusqu'à l'âge de 16 ans.	Toujours	Souvent	Parfois	Rarement	Jamais
42. Combien de fois y-a-t-il eu des tensions entre votre mère et vous jusqu'à l'âge de 16 ans ?	<input type="checkbox"/>	<input type="checkbox"/>	<input type="checkbox"/>	<input type="checkbox"/>	<input type="checkbox"/>
43. Combien de fois y-a-t-il eu des conflits entre votre mère et vous jusqu'à l'âge de 16 ans ?	<input type="checkbox"/>	<input type="checkbox"/>	<input type="checkbox"/>	<input type="checkbox"/>	<input type="checkbox"/>
44. Ma mère était là pour moi quand j'avais besoin d'elle.	<input type="checkbox"/>	<input type="checkbox"/>	<input type="checkbox"/>	<input type="checkbox"/>	<input type="checkbox"/>
45. Ma mère avait des règles et des consignes précises sur la façon dont je devais me comporter.	<input type="checkbox"/>	<input type="checkbox"/>	<input type="checkbox"/>	<input type="checkbox"/>	<input type="checkbox"/>
46. Ma mère m'a puni/e durement, même pour des bagatelles.	<input type="checkbox"/>	<input type="checkbox"/>	<input type="checkbox"/>	<input type="checkbox"/>	<input type="checkbox"/>
47. Ma mère m'a montré qu'elle m'aimait.	<input type="checkbox"/>	<input type="checkbox"/>	<input type="checkbox"/>	<input type="checkbox"/>	<input type="checkbox"/>
48. Ma mère a exercé des pressions sur moi.	<input type="checkbox"/>	<input type="checkbox"/>	<input type="checkbox"/>	<input type="checkbox"/>	<input type="checkbox"/>
49. Ma mère m'a félicité/e.	<input type="checkbox"/>	<input type="checkbox"/>	<input type="checkbox"/>	<input type="checkbox"/>	<input type="checkbox"/>

2A | Mère en vie

Maintenant, nous aimerions savoir si dans les 12 derniers mois, vous avez apporté ou reçu du soutien ?	Chaque jour	Chaque semaine	Chaque mois	Plus rarement	Jamais
50. Combien de fois, dans les 12 derniers mois , avez-vous reçu l'aide suivante de votre mère ?					
Ménage, courses, formalités administratives ou autres	<input type="checkbox"/>	<input type="checkbox"/>	<input type="checkbox"/>	<input type="checkbox"/>	<input type="checkbox"/>
Soutien émotionnel (p. ex., conseils, consolation)	<input type="checkbox"/>	<input type="checkbox"/>	<input type="checkbox"/>	<input type="checkbox"/>	<input type="checkbox"/>
Soins (p. ex., soins du corps, aide pour se lever et s'habiller)	<input type="checkbox"/>	<input type="checkbox"/>	<input type="checkbox"/>	<input type="checkbox"/>	<input type="checkbox"/>
Garde des enfants (<i>pas d'enfants = jamais</i>)	<input type="checkbox"/>	<input type="checkbox"/>	<input type="checkbox"/>	<input type="checkbox"/>	<input type="checkbox"/>
51. Combien de fois, dans les 12 derniers mois , avez-vous apporté l'aide suivante à votre mère ?					
Ménage, courses, formalités administratives ou autres	<input type="checkbox"/>	<input type="checkbox"/>	<input type="checkbox"/>	<input type="checkbox"/>	<input type="checkbox"/>
Soutien émotionnel (p. ex., conseils, consolation)	<input type="checkbox"/>	<input type="checkbox"/>	<input type="checkbox"/>	<input type="checkbox"/>	<input type="checkbox"/>
Soins (p. ex., soins du corps, aide pour se lever et s'habiller)	<input type="checkbox"/>	<input type="checkbox"/>	<input type="checkbox"/>	<input type="checkbox"/>	<input type="checkbox"/>
52. Avez-vous reçu , dans les 12 derniers mois , des dons d'argent, des cadeaux matériels ou des paiements de la part de votre mère ? (<i>En font partie aussi les cadeaux et les paiements que vous avez reçus de vos deux parents biologiques à la fois. Veuillez indiquer dans ce cas la moitié du montant.</i>)					
<input type="checkbox"/> Oui, au total :	<input type="checkbox"/> Jusqu'à 500 CHF	<input type="checkbox"/> Jusqu'à 5 000 CHF	<input type="checkbox"/> 10 000 CHF et plus		
<input type="checkbox"/> Non	<input type="checkbox"/> Jusqu'à 1 000 CHF	<input type="checkbox"/> Jusqu'à 10 000 CHF			
53. Avez-vous fait , dans les 12 derniers mois , des cadeaux d'argent, des cadeaux matériels ou des paiements à votre mère ? (<i>En font aussi partie les cadeaux et les paiements que vous avez faits à vos deux parents biologiques à la fois. Veuillez indiquer dans ce cas la moitié du montant.</i>)					
<input type="checkbox"/> Oui, au total :	<input type="checkbox"/> Jusqu'à 500 CHF	<input type="checkbox"/> Jusqu'à 5 000 CHF	<input type="checkbox"/> 10 000 CHF et plus		
<input type="checkbox"/> Non	<input type="checkbox"/> Jusqu'à 1 000 CHF	<input type="checkbox"/> Jusqu'à 10 000 CHF			
54. Votre mère a-t-elle jamais fait un héritage ?					
<input type="checkbox"/> Oui, au total :	<input type="checkbox"/> Jusqu'à 5 000 CHF	<input type="checkbox"/> Jusqu'à 100 000 CHF	<input type="checkbox"/> Jusqu'à 1 000 000 CHF		
<input type="checkbox"/> Non	<input type="checkbox"/> Jusqu'à 25 000 CHF	<input type="checkbox"/> Jusqu'à 250 000 CHF	<input type="checkbox"/> 1 000 000 CHF et plus		
	<input type="checkbox"/> Jusqu'à 50 000 CHF	<input type="checkbox"/> Jusqu'à 500 000 CHF	<input type="checkbox"/> Je ne sais pas		
55. Pensez-vous que vous allez recevoir un jour un héritage de votre mère ? (<i>En font aussi partie les legs que vous allez recevoir de vos deux parents biologiques. Veuillez indiquer dans ce cas la moitié du montant.</i>)					
<input type="checkbox"/> Oui, au total :	<input type="checkbox"/> Jusqu'à 5 000 CHF	<input type="checkbox"/> Jusqu'à 100 000 CHF	<input type="checkbox"/> Jusqu'à 1 000 000 CHF		
<input type="checkbox"/> Non	<input type="checkbox"/> Jusqu'à 25 000 CHF	<input type="checkbox"/> Jusqu'à 250 000 CHF	<input type="checkbox"/> 1 000 000 CHF et plus		
	<input type="checkbox"/> Jusqu'à 50 000 CHF	<input type="checkbox"/> Jusqu'à 500 000 CHF	<input type="checkbox"/> Je ne sais pas		
56. Avez-vous jamais reçu de votre mère une ou plusieurs donations assez importantes (p. ex., argent, objets de valeur ou immeubles) ? (<i>En font aussi partie les donations que vous avez reçues de vos deux parents biologiques à la fois. Veuillez indiquer dans ce cas la moitié du montant.</i>)					
<input type="checkbox"/> Oui, au total :	<input type="checkbox"/> Jusqu'à 5 000 CHF	<input type="checkbox"/> Jusqu'à 100 000 CHF	<input type="checkbox"/> Jusqu'à 1 000 000 CHF		
<input type="checkbox"/> Non	<input type="checkbox"/> Jusqu'à 25 000 CHF	<input type="checkbox"/> Jusqu'à 250 000 CHF	<input type="checkbox"/> 1 000 000 CHF et plus		
	<input type="checkbox"/> Jusqu'à 50 000 CHF	<input type="checkbox"/> Jusqu'à 500 000 CHF			
57. Pensez-vous que vous allez (encore) recevoir un jour une donation assez importante de votre mère ? (<i>En font aussi partie les donations que vous allez recevoir de vos deux parents biologiques à la fois. Veuillez indiquer dans ce cas la moitié du montant.</i>)					
<input type="checkbox"/> Oui, au total :	<input type="checkbox"/> Jusqu'à 5 000 CHF	<input type="checkbox"/> Jusqu'à 100 000 CHF	<input type="checkbox"/> Jusqu'à 1 000 000 CHF		
<input type="checkbox"/> Non	<input type="checkbox"/> Jusqu'à 25 000 CHF	<input type="checkbox"/> Jusqu'à 250 000 CHF	<input type="checkbox"/> 1 000 000 CHF et plus		
	<input type="checkbox"/> Jusqu'à 50 000 CHF	<input type="checkbox"/> Jusqu'à 500 000 CHF	<input type="checkbox"/> Je ne sais pas		

<h2 style="margin: 0;">2B Mère décédée</h2>	 <p style="font-size: small; margin: 0;">Ou bien participation en ligne sur : https://swissgen.limequery.com Jeton : abcde</p>															
Les questions suivantes concernent votre mère biologique. Veuillez remplir ce questionnaire uniquement si votre mère biologique est décédée.																
1. En quelle année est née votre mère ?	<input style="width: 20px; height: 20px; border: 1px solid black;" type="text"/> <input style="width: 20px; height: 20px; border: 1px solid black;" type="text"/> <input style="width: 20px; height: 20px; border: 1px solid black;" type="text"/> <input style="width: 20px; height: 20px; border: 1px solid black;" type="text"/>															
2. Dans quel pays est née votre mère ? <i>(Veuillez indiquer le pays/la région auquel/à laquelle appartient le lieu de naissance aujourd'hui.)</i>																
<table style="width: 100%; border: none;"> <tr> <td style="width: 33%;"><input type="checkbox"/> Suisse</td> <td style="width: 33%;"><input type="checkbox"/> Italie</td> <td style="width: 33%;"><input type="checkbox"/> Serbie</td> </tr> <tr> <td><input type="checkbox"/> Allemagne de l'Ouest</td> <td><input type="checkbox"/> Portugal</td> <td><input type="checkbox"/> Kosovo</td> </tr> <tr> <td><input type="checkbox"/> Allemagne de l'Est</td> <td><input type="checkbox"/> Espagne</td> <td><input type="checkbox"/> Macédoine</td> </tr> <tr> <td><input type="checkbox"/> France</td> <td><input type="checkbox"/> Turquie</td> <td><input type="checkbox"/> Royaume Uni</td> </tr> <tr> <td colspan="3" style="padding-top: 10px;"><input type="checkbox"/> Autre, à savoir : _____</td> </tr> </table>		<input type="checkbox"/> Suisse	<input type="checkbox"/> Italie	<input type="checkbox"/> Serbie	<input type="checkbox"/> Allemagne de l'Ouest	<input type="checkbox"/> Portugal	<input type="checkbox"/> Kosovo	<input type="checkbox"/> Allemagne de l'Est	<input type="checkbox"/> Espagne	<input type="checkbox"/> Macédoine	<input type="checkbox"/> France	<input type="checkbox"/> Turquie	<input type="checkbox"/> Royaume Uni	<input type="checkbox"/> Autre, à savoir : _____		
<input type="checkbox"/> Suisse	<input type="checkbox"/> Italie	<input type="checkbox"/> Serbie														
<input type="checkbox"/> Allemagne de l'Ouest	<input type="checkbox"/> Portugal	<input type="checkbox"/> Kosovo														
<input type="checkbox"/> Allemagne de l'Est	<input type="checkbox"/> Espagne	<input type="checkbox"/> Macédoine														
<input type="checkbox"/> France	<input type="checkbox"/> Turquie	<input type="checkbox"/> Royaume Uni														
<input type="checkbox"/> Autre, à savoir : _____																
3. Dans quel pays résidait votre mère en dernier lieu ?																
<table style="width: 100%; border: none;"> <tr> <td style="width: 33%;"><input type="checkbox"/> Suisse</td> <td style="width: 33%;"><input type="checkbox"/> Portugal</td> <td style="width: 33%;"><input type="checkbox"/> Kosovo</td> </tr> <tr> <td><input type="checkbox"/> Allemagne</td> <td><input type="checkbox"/> Espagne</td> <td><input type="checkbox"/> Macédoine</td> </tr> <tr> <td><input type="checkbox"/> France</td> <td><input type="checkbox"/> Turquie</td> <td><input type="checkbox"/> Royaume Uni</td> </tr> <tr> <td><input type="checkbox"/> Italie</td> <td><input type="checkbox"/> Serbie</td> <td></td> </tr> <tr> <td colspan="3" style="padding-top: 10px;"><input type="checkbox"/> Autre, à savoir : _____</td> </tr> </table>		<input type="checkbox"/> Suisse	<input type="checkbox"/> Portugal	<input type="checkbox"/> Kosovo	<input type="checkbox"/> Allemagne	<input type="checkbox"/> Espagne	<input type="checkbox"/> Macédoine	<input type="checkbox"/> France	<input type="checkbox"/> Turquie	<input type="checkbox"/> Royaume Uni	<input type="checkbox"/> Italie	<input type="checkbox"/> Serbie		<input type="checkbox"/> Autre, à savoir : _____		
<input type="checkbox"/> Suisse	<input type="checkbox"/> Portugal	<input type="checkbox"/> Kosovo														
<input type="checkbox"/> Allemagne	<input type="checkbox"/> Espagne	<input type="checkbox"/> Macédoine														
<input type="checkbox"/> France	<input type="checkbox"/> Turquie	<input type="checkbox"/> Royaume Uni														
<input type="checkbox"/> Italie	<input type="checkbox"/> Serbie															
<input type="checkbox"/> Autre, à savoir : _____																
4. Quelle(s) nationalité(s) possédait votre mère ? <i>(Plusieurs réponses possibles)</i>																
<table style="width: 100%; border: none;"> <tr> <td style="width: 33%;"><input type="checkbox"/> Suisse</td> <td style="width: 33%;"><input type="checkbox"/> Portugal</td> <td style="width: 33%;"><input type="checkbox"/> Kosovo</td> </tr> <tr> <td><input type="checkbox"/> Allemagne</td> <td><input type="checkbox"/> Espagne</td> <td><input type="checkbox"/> Macédoine</td> </tr> <tr> <td><input type="checkbox"/> France</td> <td><input type="checkbox"/> Turquie</td> <td><input type="checkbox"/> Royaume Uni</td> </tr> <tr> <td><input type="checkbox"/> Italie</td> <td><input type="checkbox"/> Serbie</td> <td></td> </tr> <tr> <td colspan="3" style="padding-top: 10px;"><input type="checkbox"/> Autre, à savoir : _____</td> </tr> </table>		<input type="checkbox"/> Suisse	<input type="checkbox"/> Portugal	<input type="checkbox"/> Kosovo	<input type="checkbox"/> Allemagne	<input type="checkbox"/> Espagne	<input type="checkbox"/> Macédoine	<input type="checkbox"/> France	<input type="checkbox"/> Turquie	<input type="checkbox"/> Royaume Uni	<input type="checkbox"/> Italie	<input type="checkbox"/> Serbie		<input type="checkbox"/> Autre, à savoir : _____		
<input type="checkbox"/> Suisse	<input type="checkbox"/> Portugal	<input type="checkbox"/> Kosovo														
<input type="checkbox"/> Allemagne	<input type="checkbox"/> Espagne	<input type="checkbox"/> Macédoine														
<input type="checkbox"/> France	<input type="checkbox"/> Turquie	<input type="checkbox"/> Royaume Uni														
<input type="checkbox"/> Italie	<input type="checkbox"/> Serbie															
<input type="checkbox"/> Autre, à savoir : _____																
5. Quel était le diplôme de fin de scolarité le plus élevé de votre mère ? <i>(Merci de classer les diplômes de fin de scolarité étrangers ou anciens dans le meilleur ordre possible.)</i>																
<input type="checkbox"/> Pas de diplôme de fin de scolarité <input type="checkbox"/> Diplôme de fin de scolarité obligatoire <input type="checkbox"/> Maturité																
6. Quelle était la plus haute qualification professionnelle de votre mère ?																
<input type="checkbox"/> Pas de qualification <input type="checkbox"/> Formation professionnelle (p. ex., apprentissage, école professionnelle, diplôme de commerce) <input type="checkbox"/> Formation professionnelle supérieure (p. ex., diplôme de maîtrise, brevet fédéral, école supérieure spécialisée) <input type="checkbox"/> Haute école spécialisée, haute école pédagogique <input type="checkbox"/> Université, EPF																
7. Quel était le statut professionnel de votre mère en dernier lieu ? <i>(Plusieurs réponses possibles)</i>																
<table style="width: 100%; border: none;"> <tr> <td style="width: 50%;"><input type="checkbox"/> Active (activité indépendante comprise)</td> <td style="width: 50%;"><input type="checkbox"/> En formation (p. ex., apprentissage, études)</td> </tr> <tr> <td><input type="checkbox"/> Taux d'occupation : _____ %</td> <td><input type="checkbox"/> Au chômage (ORP)</td> </tr> <tr> <td></td> <td><input type="checkbox"/> Non active (p. ex., femme au foyer)</td> </tr> <tr> <td></td> <td><input type="checkbox"/> Retraitée (AVS/AI)</td> </tr> </table>		<input type="checkbox"/> Active (activité indépendante comprise)	<input type="checkbox"/> En formation (p. ex., apprentissage, études)	<input type="checkbox"/> Taux d'occupation : _____ %	<input type="checkbox"/> Au chômage (ORP)		<input type="checkbox"/> Non active (p. ex., femme au foyer)		<input type="checkbox"/> Retraitée (AVS/AI)							
<input type="checkbox"/> Active (activité indépendante comprise)	<input type="checkbox"/> En formation (p. ex., apprentissage, études)															
<input type="checkbox"/> Taux d'occupation : _____ %	<input type="checkbox"/> Au chômage (ORP)															
	<input type="checkbox"/> Non active (p. ex., femme au foyer)															
	<input type="checkbox"/> Retraitée (AVS/AI)															

2B | Mère décédée

8. Quelle était la situation financière du ménage de votre mère en dernier lieu, si 0 signifie « très mauvaise » et 10 « très bonne » ?

Très mauvaise												Très bonne
<input type="checkbox"/> 0	<input type="checkbox"/> 1	<input type="checkbox"/> 2	<input type="checkbox"/> 3	<input type="checkbox"/> 4	<input type="checkbox"/> 5	<input type="checkbox"/> 6	<input type="checkbox"/> 7	<input type="checkbox"/> 8	<input type="checkbox"/> 9	<input type="checkbox"/> 10		

9. Comment décriez-vous l'état de santé de votre mère dans les 12 derniers mois avant sa mort, si 0 signifie « très mauvais » et 10 « très bon » ?

Très mauvais												Très bon
<input type="checkbox"/> 0	<input type="checkbox"/> 1	<input type="checkbox"/> 2	<input type="checkbox"/> 3	<input type="checkbox"/> 4	<input type="checkbox"/> 5	<input type="checkbox"/> 6	<input type="checkbox"/> 7	<input type="checkbox"/> 8	<input type="checkbox"/> 9	<input type="checkbox"/> 10		

10. Quel était l'état civil de votre mère en dernier lieu ?

- | | |
|---|--|
| <input type="checkbox"/> Célibataire | <input type="checkbox"/> Divorcée/séparée judiciairement |
| <input type="checkbox"/> Mariée | <input type="checkbox"/> Partenariat enregistré annulé |
| <input type="checkbox"/> Partenariat enregistré | <input type="checkbox"/> Veuve |

11. Votre mère, avait-elle un partenaire ou bien une partenaire en dernier lieu ?

- | | |
|---|------------------------------|
| <input type="checkbox"/> Oui, mon père biologique | <input type="checkbox"/> Non |
| <input type="checkbox"/> Oui, une autre personne | |

12. À quel point vous sentiez-vous proche de votre mère ?

Très proche	Proche	Moyennement proche	Pas très proche	Pas du tout proche
<input type="checkbox"/>	<input type="checkbox"/>	<input type="checkbox"/>	<input type="checkbox"/>	<input type="checkbox"/>

13. Quelle importance avait votre mère pour vous ?

Très importante	Importante	Moyennement proche	Pas très importante	Aucune importance
<input type="checkbox"/>	<input type="checkbox"/>	<input type="checkbox"/>	<input type="checkbox"/>	<input type="checkbox"/>

14. Faisiez-vous ménage commun avec votre mère en dernier lieu ?

- | | | |
|------------------------------|--|------------------------------|
| <input type="checkbox"/> Oui | ☞ continuez avec la question 18 | <input type="checkbox"/> Non |
|------------------------------|--|------------------------------|

15. Depuis quelle année ne faisiez-vous plus ménage commun avec votre mère ?

- Depuis :
- Je n'ai jamais vécu avec ma mère

16. À quelle distance de chez vous habitait votre mère en dernier lieu ?

- | | |
|--|---|
| <input type="checkbox"/> Dans le même bâtiment | <input type="checkbox"/> De 25 à moins de 100 kilomètres |
| <input type="checkbox"/> À moins d'un kilomètre | <input type="checkbox"/> De 100 à moins de 500 kilomètres |
| <input type="checkbox"/> De 1 à moins de 5 kilomètres | <input type="checkbox"/> À 500 kilomètres ou plus |
| <input type="checkbox"/> De 5 à moins de 25 kilomètres | |

17. Durant les 12 derniers mois avant la mort de votre mère – combien de fois avez-vous des contacts avec elle (p. ex., en personne, par téléphone, par courrier, par SMS, par mail, etc.) ?

- | | |
|---|--|
| <input type="checkbox"/> Chaque jour | <input type="checkbox"/> Environ une fois par mois |
| <input type="checkbox"/> Plusieurs fois par semaine | <input type="checkbox"/> Moins d'une fois par mois |
| <input type="checkbox"/> Environ une fois par semaine | <input type="checkbox"/> Jamais |
| <input type="checkbox"/> Environ toutes les deux semaines | |


2B | Mère décédée

Certains situations qui peuvent se présenter dans les familles sont énumérées ci-après. Qu'en était-il pour vous et votre mère biologique dans les 12 derniers mois avant sa mort ?	Toujours	Souvent	Parfois	Rarement	Jamais
18. Je me suis fait du souci pour ma mère.	<input type="checkbox"/>	<input type="checkbox"/>	<input type="checkbox"/>	<input type="checkbox"/>	<input type="checkbox"/>
19. Ma mère et moi, nous avons des opinions différentes.	<input type="checkbox"/>	<input type="checkbox"/>	<input type="checkbox"/>	<input type="checkbox"/>	<input type="checkbox"/>
20. Mes sentiments envers ma mère changeaient de temps à autre.	<input type="checkbox"/>	<input type="checkbox"/>	<input type="checkbox"/>	<input type="checkbox"/>	<input type="checkbox"/>
21. Je me suis senti/e compris/e par ma mère.	<input type="checkbox"/>	<input type="checkbox"/>	<input type="checkbox"/>	<input type="checkbox"/>	<input type="checkbox"/>
22. Ma mère m'a montré de l'estime.	<input type="checkbox"/>	<input type="checkbox"/>	<input type="checkbox"/>	<input type="checkbox"/>	<input type="checkbox"/>
23. Je me suis senti/e obligé/e d'aider ma mère au besoin.	<input type="checkbox"/>	<input type="checkbox"/>	<input type="checkbox"/>	<input type="checkbox"/>	<input type="checkbox"/>
24. Ma mère et moi, nous avons eu des disputes.	<input type="checkbox"/>	<input type="checkbox"/>	<input type="checkbox"/>	<input type="checkbox"/>	<input type="checkbox"/>
25. Ma mère s'intéressait à ma vie.	<input type="checkbox"/>	<input type="checkbox"/>	<input type="checkbox"/>	<input type="checkbox"/>	<input type="checkbox"/>
26. Ma mère se mêlait trop de ma vie.	<input type="checkbox"/>	<input type="checkbox"/>	<input type="checkbox"/>	<input type="checkbox"/>	<input type="checkbox"/>
27. En cas de besoin, j'aurais/j'ai soutenu financièrement ma mère.	<input type="checkbox"/>	<input type="checkbox"/>	<input type="checkbox"/>	<input type="checkbox"/>	<input type="checkbox"/>
28. Mes sentiments envers ma mère étaient contradictoires.	<input type="checkbox"/>	<input type="checkbox"/>	<input type="checkbox"/>	<input type="checkbox"/>	<input type="checkbox"/>
29. Ma mère attendait trop de moi.	<input type="checkbox"/>	<input type="checkbox"/>	<input type="checkbox"/>	<input type="checkbox"/>	<input type="checkbox"/>
30. Ma mère me prenait au sérieux.	<input type="checkbox"/>	<input type="checkbox"/>	<input type="checkbox"/>	<input type="checkbox"/>	<input type="checkbox"/>
31. Il y avait des tensions entre ma mère et moi.	<input type="checkbox"/>	<input type="checkbox"/>	<input type="checkbox"/>	<input type="checkbox"/>	<input type="checkbox"/>
32. Je me sentais respecté/e par ma mère.	<input type="checkbox"/>	<input type="checkbox"/>	<input type="checkbox"/>	<input type="checkbox"/>	<input type="checkbox"/>
33. J'étais mécontent/e de ma relation avec ma mère.	<input type="checkbox"/>	<input type="checkbox"/>	<input type="checkbox"/>	<input type="checkbox"/>	<input type="checkbox"/>
34. Il y avait des conflits entre ma mère et moi.	<input type="checkbox"/>	<input type="checkbox"/>	<input type="checkbox"/>	<input type="checkbox"/>	<input type="checkbox"/>
35. En cas de besoin, j'aurais/j'ai soigné personnellement ma mère.	<input type="checkbox"/>	<input type="checkbox"/>	<input type="checkbox"/>	<input type="checkbox"/>	<input type="checkbox"/>
36. Ma relation avec ma mère m'a stressé/e.	<input type="checkbox"/>	<input type="checkbox"/>	<input type="checkbox"/>	<input type="checkbox"/>	<input type="checkbox"/>
37. J'aurais dû me comporter différemment vis-à-vis de ma mère.	<input type="checkbox"/>	<input type="checkbox"/>	<input type="checkbox"/>	<input type="checkbox"/>	<input type="checkbox"/>
38. Ma mère m'a trop critiqué/e.	<input type="checkbox"/>	<input type="checkbox"/>	<input type="checkbox"/>	<input type="checkbox"/>	<input type="checkbox"/>
39. Ma mère et moi, nous avons beaucoup à nous dire.	<input type="checkbox"/>	<input type="checkbox"/>	<input type="checkbox"/>	<input type="checkbox"/>	<input type="checkbox"/>
40. Ma relation avec ma mère m'a pesé.	<input type="checkbox"/>	<input type="checkbox"/>	<input type="checkbox"/>	<input type="checkbox"/>	<input type="checkbox"/>
41. Je me sentais étranger/étrangère à ma mère.	<input type="checkbox"/>	<input type="checkbox"/>	<input type="checkbox"/>	<input type="checkbox"/>	<input type="checkbox"/>
Ci-après quelques questions concernant votre vie jusqu'à l'âge de 16 ans.	Toujours	Souvent	Parfois	Rarement	Jamais
42. Combien de fois y-a-t-il eu des tensions entre votre mère et vous jusqu'à l'âge de 16 ans ?	<input type="checkbox"/>	<input type="checkbox"/>	<input type="checkbox"/>	<input type="checkbox"/>	<input type="checkbox"/>
43. Combien de fois y-a-t-il eu des conflits entre votre mère et vous jusqu'à l'âge de 16 ans ?	<input type="checkbox"/>	<input type="checkbox"/>	<input type="checkbox"/>	<input type="checkbox"/>	<input type="checkbox"/>
44. Ma mère était là pour moi, quand j'avais besoin d'elle.	<input type="checkbox"/>	<input type="checkbox"/>	<input type="checkbox"/>	<input type="checkbox"/>	<input type="checkbox"/>
45. Ma mère avait des règles et des consignes précises sur la façon dont je devais me comporter.	<input type="checkbox"/>	<input type="checkbox"/>	<input type="checkbox"/>	<input type="checkbox"/>	<input type="checkbox"/>
46. Ma mère m'a puni/e durement, même pour des bagatelles.	<input type="checkbox"/>	<input type="checkbox"/>	<input type="checkbox"/>	<input type="checkbox"/>	<input type="checkbox"/>
47. Ma mère m'a montré qu'elle m'aimait.	<input type="checkbox"/>	<input type="checkbox"/>	<input type="checkbox"/>	<input type="checkbox"/>	<input type="checkbox"/>
48. Ma mère a exercé des pressions sur moi.	<input type="checkbox"/>	<input type="checkbox"/>	<input type="checkbox"/>	<input type="checkbox"/>	<input type="checkbox"/>
49. Ma mère m'a félicité/e.	<input type="checkbox"/>	<input type="checkbox"/>	<input type="checkbox"/>	<input type="checkbox"/>	<input type="checkbox"/>

2B | Mère décédée

Maintenant, nous aimerions savoir si dans les 12 derniers mois avant la mort de votre mère, vous avez apporté ou reçu du soutien ?	Chaque jour	Chaque semaine	Chaque mois	Plus rarement	Jamais
50. Combien de fois, dans les 12 derniers mois avant la mort de votre mère, avez-vous reçu l'aide suivante ?					
Ménage, courses, formalités administratives ou autres	<input type="checkbox"/>	<input type="checkbox"/>	<input type="checkbox"/>	<input type="checkbox"/>	<input type="checkbox"/>
Soutien émotionnel (p. ex., conseils, consolation)	<input type="checkbox"/>	<input type="checkbox"/>	<input type="checkbox"/>	<input type="checkbox"/>	<input type="checkbox"/>
Soins (p. ex., soins du corps, aide pour se lever et s'habiller)	<input type="checkbox"/>	<input type="checkbox"/>	<input type="checkbox"/>	<input type="checkbox"/>	<input type="checkbox"/>
Garde des enfants (<i>pas d'enfants = jamais</i>)	<input type="checkbox"/>	<input type="checkbox"/>	<input type="checkbox"/>	<input type="checkbox"/>	<input type="checkbox"/>
51. Combien de fois, dans les 12 derniers mois avant la mort de votre mère, avez-vous apporté l'aide suivante à votre mère ?					
Ménage, courses, formalités administratives ou autres	<input type="checkbox"/>	<input type="checkbox"/>	<input type="checkbox"/>	<input type="checkbox"/>	<input type="checkbox"/>
Soutien émotionnel (p. ex., conseils, consolation)	<input type="checkbox"/>	<input type="checkbox"/>	<input type="checkbox"/>	<input type="checkbox"/>	<input type="checkbox"/>
Soins (p. ex., soins du corps, aide pour se lever et s'habiller)	<input type="checkbox"/>	<input type="checkbox"/>	<input type="checkbox"/>	<input type="checkbox"/>	<input type="checkbox"/>
52. Avez-vous reçu , dans les 12 derniers mois avant la mort de votre mère, des dons d'argent, des cadeaux matériels ou des paiements de sa part ? (<i>En font partie aussi les cadeaux et les paiements que vous avez reçus de vos deux parents biologiques à la fois. Veuillez indiquer dans ce cas la moitié du montant.</i>)					
<input type="checkbox"/> Oui, au total :	<input type="checkbox"/> Jusqu'à 500 CHF	<input type="checkbox"/> Jusqu'à 5 000 CHF	<input type="checkbox"/> 10 000 CHF et plus		
<input type="checkbox"/> Non	<input type="checkbox"/> Jusqu'à 1 000 CHF	<input type="checkbox"/> Jusqu'à 10 000 CHF			
53. Avez-vous fait , dans les 12 derniers mois avant la mort de votre mère, des cadeaux d'argent, des cadeaux matériels ou des paiements à votre mère ? (<i>En font aussi partie les cadeaux et les paiements que vous avez faits à vos deux parents biologiques à la fois. Veuillez indiquer dans ce cas la moitié du montant.</i>)					
<input type="checkbox"/> Oui, au total :	<input type="checkbox"/> Jusqu'à 500 CHF	<input type="checkbox"/> Jusqu'à 5 000 CHF	<input type="checkbox"/> 10 000 CHF et plus		
<input type="checkbox"/> Non	<input type="checkbox"/> Jusqu'à 1 000 CHF	<input type="checkbox"/> Jusqu'à 10 000 CHF			
54. Votre mère a-t-elle jamais fait un héritage ?					
<input type="checkbox"/> Oui, au total :	<input type="checkbox"/> Jusqu'à 5 000 CHF	<input type="checkbox"/> Jusqu'à 100 000 CHF	<input type="checkbox"/> Jusqu'à 1 000 000 CHF		
<input type="checkbox"/> Non	<input type="checkbox"/> Jusqu'à 25 000 CHF	<input type="checkbox"/> Jusqu'à 250 000 CHF	<input type="checkbox"/> 1 000 000 CHF et plus		
	<input type="checkbox"/> Jusqu'à 50 000 CHF	<input type="checkbox"/> Jusqu'à 500 000 CHF	<input type="checkbox"/> Je ne sais pas		
55. Avez-vous reçu un héritage de votre mère ? (<i>En font aussi partie les legs que vous avez reçus de vos deux parents biologiques à la fois. Veuillez indiquer dans ce cas la moitié du montant.</i>)					
<input type="checkbox"/> Oui, au total :	<input type="checkbox"/> Jusqu'à 5 000 CHF	<input type="checkbox"/> Jusqu'à 100 000 CHF	<input type="checkbox"/> Jusqu'à 1 000 000 CHF		
<input type="checkbox"/> Non	<input type="checkbox"/> Jusqu'à 25 000 CHF	<input type="checkbox"/> Jusqu'à 250 000 CHF	<input type="checkbox"/> 1 000 000 CHF et plus		
	<input type="checkbox"/> Jusqu'à 50 000 CHF	<input type="checkbox"/> Jusqu'à 500 000 CHF			
56. Avez-vous jamais reçu de votre mère une ou plusieurs donations assez importantes (p. ex., argent, objets de valeur ou immeubles) ? (<i>En font aussi partie les donations que vous avez reçues de vos deux parents biologiques à la fois. Veuillez indiquer dans ce cas la moitié du montant.</i>)					
<input type="checkbox"/> Oui, au total :	<input type="checkbox"/> Jusqu'à 5 000 CHF	<input type="checkbox"/> Jusqu'à 100 000 CHF	<input type="checkbox"/> Jusqu'à 1 000 000 CHF		
<input type="checkbox"/> Non	<input type="checkbox"/> Jusqu'à 25 000 CHF	<input type="checkbox"/> Jusqu'à 250 000 CHF	<input type="checkbox"/> 1 000 000 CHF et plus		
	<input type="checkbox"/> Jusqu'à 50 000 CHF	<input type="checkbox"/> Jusqu'à 500 000 CHF			
57. En quelle année votre mère est-elle décédée ?	<input type="text"/>	<input type="text"/>	<input type="text"/>	<input type="text"/>	<input type="text"/>

Italian

<h1 style="margin: 0;">1 Questionario Dati personali</h1>	 <p style="font-size: small;">In alternativa partecipazione online: https://swissgen.limequery.com Identificativo: abcde</p>												
<p>Il presente questionario riporta domande generali sui suoi dati personali. La preghiamo di compilarlo per primo.</p>													
<p>1. In che anno è nato/a? ✎ <input type="text"/> <input type="text"/> <input type="text"/> <input type="text"/></p>													
<p>2. Sesso? <input type="checkbox"/> Maschio <input type="checkbox"/> Femmina</p>													
<p>3. In che Paese è nato/a? <i>(La preghiamo di indicare il Paese/l'area in cui si trova oggi il luogo di nascita.)</i></p> <table style="width: 100%; border: none;"> <tr> <td><input type="checkbox"/> Svizzera</td> <td><input type="checkbox"/> Italia</td> <td><input type="checkbox"/> Serbia</td> </tr> <tr> <td><input type="checkbox"/> Germania (Ovest)</td> <td><input type="checkbox"/> Portogallo</td> <td><input type="checkbox"/> Kosovo</td> </tr> <tr> <td><input type="checkbox"/> Germania (Est)</td> <td><input type="checkbox"/> Spagna</td> <td><input type="checkbox"/> Macedonia</td> </tr> <tr> <td><input type="checkbox"/> Francia</td> <td><input type="checkbox"/> Turchia</td> <td><input type="checkbox"/> Regno Unito</td> </tr> </table> <p><input type="checkbox"/> Altro Paese, precisamente: ✎ _____</p>		<input type="checkbox"/> Svizzera	<input type="checkbox"/> Italia	<input type="checkbox"/> Serbia	<input type="checkbox"/> Germania (Ovest)	<input type="checkbox"/> Portogallo	<input type="checkbox"/> Kosovo	<input type="checkbox"/> Germania (Est)	<input type="checkbox"/> Spagna	<input type="checkbox"/> Macedonia	<input type="checkbox"/> Francia	<input type="checkbox"/> Turchia	<input type="checkbox"/> Regno Unito
<input type="checkbox"/> Svizzera	<input type="checkbox"/> Italia	<input type="checkbox"/> Serbia											
<input type="checkbox"/> Germania (Ovest)	<input type="checkbox"/> Portogallo	<input type="checkbox"/> Kosovo											
<input type="checkbox"/> Germania (Est)	<input type="checkbox"/> Spagna	<input type="checkbox"/> Macedonia											
<input type="checkbox"/> Francia	<input type="checkbox"/> Turchia	<input type="checkbox"/> Regno Unito											
<p>4. Da quando vive in Svizzera (anno)?</p> <p><input type="checkbox"/> Dalla nascita <input type="checkbox"/> Dal: ✎ <input type="text"/> <input type="text"/> <input type="text"/> <input type="text"/></p>													
<p>5. Quale cittadinanza/quali cittadinanze possiede? <i>(Più risposte possibili)</i></p> <table style="width: 100%; border: none;"> <tr> <td><input type="checkbox"/> Svizzera</td> <td><input type="checkbox"/> Portogallo</td> <td><input type="checkbox"/> Kosovo</td> </tr> <tr> <td><input type="checkbox"/> Germania</td> <td><input type="checkbox"/> Spagna</td> <td><input type="checkbox"/> Macedonia</td> </tr> <tr> <td><input type="checkbox"/> Francia</td> <td><input type="checkbox"/> Turchia</td> <td><input type="checkbox"/> Regno Unito</td> </tr> <tr> <td><input type="checkbox"/> Italia</td> <td><input type="checkbox"/> Serbia</td> <td></td> </tr> </table> <p><input type="checkbox"/> Altra/e, precisamente: ✎ _____</p>		<input type="checkbox"/> Svizzera	<input type="checkbox"/> Portogallo	<input type="checkbox"/> Kosovo	<input type="checkbox"/> Germania	<input type="checkbox"/> Spagna	<input type="checkbox"/> Macedonia	<input type="checkbox"/> Francia	<input type="checkbox"/> Turchia	<input type="checkbox"/> Regno Unito	<input type="checkbox"/> Italia	<input type="checkbox"/> Serbia	
<input type="checkbox"/> Svizzera	<input type="checkbox"/> Portogallo	<input type="checkbox"/> Kosovo											
<input type="checkbox"/> Germania	<input type="checkbox"/> Spagna	<input type="checkbox"/> Macedonia											
<input type="checkbox"/> Francia	<input type="checkbox"/> Turchia	<input type="checkbox"/> Regno Unito											
<input type="checkbox"/> Italia	<input type="checkbox"/> Serbia												
<p>6. Qual è il diploma scolastico più alto da Lei conseguito? <i>(Nel caso di diplomi conseguiti all'estero o da molto tempo La preghiamo di indicare la risposta che più si avvicina alle categorie proposte.)</i></p> <p><input type="checkbox"/> Nessun certificato finale di studio</p> <p><input type="checkbox"/> Certificato finale della scuola dell'obbligo</p> <p><input type="checkbox"/> Maturità</p>													
<p>7. Qual è il diploma professionale più alto da Lei conseguito?</p> <p><input type="checkbox"/> Nessun diploma</p> <p><input type="checkbox"/> Formazione professionale (p.es. apprendistato, scuola professionale, diploma della scuola media di commercio)</p> <p><input type="checkbox"/> Formazione professionale superiore (p.es. maestria federale, attestato professionale federale, scuola specializzata superiore)</p> <p><input type="checkbox"/> Scuola universitaria professionale, alta scuola pedagogica</p> <p><input type="checkbox"/> Università, Politecnico federale</p>													
<p>8. Qual è la Sua condizione professionale? <i>(Più risposte possibili)</i></p> <table style="width: 100%; border: none;"> <tr> <td><input type="checkbox"/> Occupato/a (inclusa attività in proprio)</td> <td><input type="checkbox"/> In formazione (p.es. apprendistato, studio)</td> </tr> <tr> <td>Percentuale lavorativa: ✎ <input type="text"/> <input type="text"/> <input type="text"/> %</td> <td><input type="checkbox"/> Disoccupato/a (URC)</td> </tr> <tr> <td></td> <td><input type="checkbox"/> Non esercita un'attività lucrativa (p.es. casalingo/a)</td> </tr> <tr> <td></td> <td><input type="checkbox"/> Pensionato/a (AVS/AI)</td> </tr> </table>		<input type="checkbox"/> Occupato/a (inclusa attività in proprio)	<input type="checkbox"/> In formazione (p.es. apprendistato, studio)	Percentuale lavorativa: ✎ <input type="text"/> <input type="text"/> <input type="text"/> %	<input type="checkbox"/> Disoccupato/a (URC)		<input type="checkbox"/> Non esercita un'attività lucrativa (p.es. casalingo/a)		<input type="checkbox"/> Pensionato/a (AVS/AI)				
<input type="checkbox"/> Occupato/a (inclusa attività in proprio)	<input type="checkbox"/> In formazione (p.es. apprendistato, studio)												
Percentuale lavorativa: ✎ <input type="text"/> <input type="text"/> <input type="text"/> %	<input type="checkbox"/> Disoccupato/a (URC)												
	<input type="checkbox"/> Non esercita un'attività lucrativa (p.es. casalingo/a)												
	<input type="checkbox"/> Pensionato/a (AVS/AI)												

1 | Questionario Dati personali

9. Qual è la situazione finanziaria del Suo nucleo familiare? Indichi un valore compreso tra 0 = «pessima» e 10 = «ottima»?

Pessima												Ottima
<input type="checkbox"/> 0	<input type="checkbox"/> 1	<input type="checkbox"/> 2	<input type="checkbox"/> 3	<input type="checkbox"/> 4	<input type="checkbox"/> 5	<input type="checkbox"/> 6	<input type="checkbox"/> 7	<input type="checkbox"/> 8	<input type="checkbox"/> 9	<input type="checkbox"/> 10		

10. Lei (o il Suo/la Sua partner) possiede denaro, oggetti di valore o immobili?

<input type="checkbox"/> Sì, valore complessivo:	<input type="checkbox"/> Fino a 5 000 CHF
<input type="checkbox"/> No	<input type="checkbox"/> Fino a 25 000 CHF
	<input type="checkbox"/> Fino a 50 000 CHF
	<input type="checkbox"/> Fino a 100 000 CHF
	<input type="checkbox"/> Fino a 250 000 CHF
	<input type="checkbox"/> Fino a 500 000 CHF
	<input type="checkbox"/> Fino a 1 000 000 CHF
	<input type="checkbox"/> 1 000 000 CHF o più

11. Personalmente Lei abita ...

- Come (com)proprietario/a
- Come inquilino/a principale (anche socio/a di cooperativa)
- Come subinquilino/a
- Senza pagamento di pigione (p.es. presso familiari)

12. Qual è il Suo stato civile attuale?

<input type="checkbox"/> Celibe/nubile	<input type="checkbox"/> Divorziato/a/separato/a legalmente
<input type="checkbox"/> Coniugato/a	<input type="checkbox"/> Unione domestica sciolta
<input type="checkbox"/> Unione domestica registrata	<input type="checkbox"/> Vedovo/a

13. Ha un/a partner?

<input type="checkbox"/> Sì	<input type="checkbox"/> No
-----------------------------	-----------------------------

14. Quanto soddisfatto/a è in generale della Sua vita? Indichi un valore compreso tra 0 = «per nulla soddisfatto/a» e 10 = «del tutto soddisfatto/a».

Per nulla soddisfatto/a												Del tutto soddisfatto/a
<input type="checkbox"/> 0	<input type="checkbox"/> 1	<input type="checkbox"/> 2	<input type="checkbox"/> 3	<input type="checkbox"/> 4	<input type="checkbox"/> 5	<input type="checkbox"/> 6	<input type="checkbox"/> 7	<input type="checkbox"/> 8	<input type="checkbox"/> 9	<input type="checkbox"/> 10		

15. Come descriverebbe in generale il Suo stato di salute? Indichi un valore compreso tra 0 = «pessimo» e 10 = «ottimo».

Pessimo												Ottimo
<input type="checkbox"/> 0	<input type="checkbox"/> 1	<input type="checkbox"/> 2	<input type="checkbox"/> 3	<input type="checkbox"/> 4	<input type="checkbox"/> 5	<input type="checkbox"/> 6	<input type="checkbox"/> 7	<input type="checkbox"/> 8	<input type="checkbox"/> 9	<input type="checkbox"/> 10		

16. Quanto è religioso/a? Indichi un valore compreso tra 0 = «per nulla religioso/a» e 10 = «molto religioso/a».

Per nulla religioso/a												Molto religioso/a
<input type="checkbox"/> 0	<input type="checkbox"/> 1	<input type="checkbox"/> 2	<input type="checkbox"/> 3	<input type="checkbox"/> 4	<input type="checkbox"/> 5	<input type="checkbox"/> 6	<input type="checkbox"/> 7	<input type="checkbox"/> 8	<input type="checkbox"/> 9	<input type="checkbox"/> 10		

1 | Questionario Dati personali

Qui di seguito sono riportate alcune domande sui membri della Sua famiglia che sono in vita.

Se p.es. ha più di 10 figli/figlie, La preghiamo di apporre una crocetta su 10.

17. Quanti figli/figlie naturali ha? ① ② ③ ④ ⑤ ⑥ ⑦ ⑧ ⑨ ⑩

18. Quanti figli adottivi/figlie adottive, affiliati/e e figliastri/e ha? ① ② ③ ④ ⑤ ⑥ ⑦ ⑧ ⑨ ⑩

19. Quanti nipoti (come nonno/a) ha? ① ② ③ ④ ⑤ ⑥ ⑦ ⑧ ⑨ ⑩

20. Quante sorelle naturali ha? ① ② ③ ④ ⑤ ⑥ ⑦ ⑧ ⑨ ⑩

21. Quanti fratelli naturali ha? ① ② ③ ④ ⑤ ⑥ ⑦ ⑧ ⑨ ⑩

22. Quante sorelle adottive e sorellastre ha? ① ② ③ ④ ⑤ ⑥ ⑦ ⑧ ⑨ ⑩

23. Quanti fratelli adottivi e fratellastri ha? ① ② ③ ④ ⑤ ⑥ ⑦ ⑧ ⑨ ⑩

24. Quanti dei Suoi fratelli e sorelle sono più vecchi di Lei? ① ② ③ ④ ⑤ ⑥ ⑦ ⑧ ⑨ ⑩

25. Quanti dei Suoi nonni/nonne naturali sono ancora vivi? ① ② ③ ④

26. Quante persone vivono in tutto nella Sua economia domestica (Lei compreso/a)? ① ② ③ ④ ⑤ ⑥ ⑦ ⑧ ⑨ ⑩

27. Chi vive nella Sua economia domestica? (Più risposte possibili)

- | | |
|---|---|
| <input type="checkbox"/> Vivo da solo/a | <input type="checkbox"/> Nipote/i (come nonno/a) |
| <input type="checkbox"/> Partner | <input type="checkbox"/> Fratello/i e/o sorella/e |
| <input type="checkbox"/> Padre/madre/genitori | <input type="checkbox"/> Altri parenti |
| <input type="checkbox"/> Nonno/nonna/nonni | <input type="checkbox"/> Persone che non sono parenti |
| <input type="checkbox"/> Figlio/figlia/figli/figlie | |

28. I Suoi genitori naturali si sono separati?

- No Sì, anno della separazione:

Risponda ora a due domande sui Suoi primi 15 anni di vita.

	Sempre	Spesso	A volte	Di rado	Mai
29. Con che frequenza vi sono stati conflitti fra i Suoi genitori naturali nei Suoi primi 15 anni di vita?	<input type="checkbox"/>	<input type="checkbox"/>	<input type="checkbox"/>	<input type="checkbox"/>	<input type="checkbox"/>

30. Dove è cresciuto/a (stabilmente o prevalentemente) nei Suoi primi 15 anni di vita? (Più risposte possibili)

- Insieme a entrambi i genitori naturali
- Insieme alla madre naturale
- Insieme al padre naturale
- Insieme alla madre adottiva, affiliante o matrigna
- Insieme al padre adottivo, affiliante o patrigno
- Insieme ad altri parenti
- Altrove, precisamente: _____

1 | Questionario Dati personali

Per finire, La preghiamo di rispondere ad alcune domande sui Suoi genitori naturali.

31. Sua madre naturale è viva?

Sì

☞ La preghiamo di compilare il Questionario 2A.

No

☞ La preghiamo di compilare il Questionario 2B.

Madre naturale ignota

☞ Non compilare né il Questionario 2A né il Questionario 2B.

32. Suo padre naturale è vivo?

Sì

☞ La preghiamo di compilare il Questionario 3A.

No

☞ La preghiamo di compilare il Questionario 3B.

Padre naturale ignoto

☞ Non compilare né il Questionario 3A né il Questionario 3B.

2A | Madre viva



In alternativa partecipazione online:
<https://swissgen.limequery.com>
 Identificativo: abcde

Le seguenti domande si riferiscono a Sua madre naturale.

La preghiamo di compilare questo questionario soltanto se Sua madre naturale è ancora viva.

1. In che anno è nata Sua madre?

2. In che Paese è nata Sua madre?

(La preghiamo di indicare il Paese/l'area in cui si trova oggi il luogo di nascita)

- | | | |
|---|-------------------------------------|--------------------------------------|
| <input type="checkbox"/> Svizzera | <input type="checkbox"/> Italia | <input type="checkbox"/> Serbia |
| <input type="checkbox"/> Germania (Ovest) | <input type="checkbox"/> Portogallo | <input type="checkbox"/> Kosovo |
| <input type="checkbox"/> Germania (Est) | <input type="checkbox"/> Spagna | <input type="checkbox"/> Macedonia |
| <input type="checkbox"/> Francia | <input type="checkbox"/> Turchia | <input type="checkbox"/> Regno Unito |
| <input type="checkbox"/> Altro Paese, precisare: _____ | | |

3. In che Paese vive oggi Sua madre?

- | | | |
|---|-------------------------------------|--------------------------------------|
| <input type="checkbox"/> Svizzera | <input type="checkbox"/> Portogallo | <input type="checkbox"/> Kosovo |
| <input type="checkbox"/> Germania | <input type="checkbox"/> Spagna | <input type="checkbox"/> Macedonia |
| <input type="checkbox"/> Francia | <input type="checkbox"/> Turchia | <input type="checkbox"/> Regno Unito |
| <input type="checkbox"/> Italia | <input type="checkbox"/> Serbia | |
| <input type="checkbox"/> Altro Paese, precisare: _____ | | |

4. Quale cittadinanza/quali cittadinanze possiede Sua madre? *(Più risposte possibili)*

- | | | |
|---|-------------------------------------|--------------------------------------|
| <input type="checkbox"/> Svizzera | <input type="checkbox"/> Portogallo | <input type="checkbox"/> Kosovo |
| <input type="checkbox"/> Germania | <input type="checkbox"/> Spagna | <input type="checkbox"/> Macedonia |
| <input type="checkbox"/> Francia | <input type="checkbox"/> Turchia | <input type="checkbox"/> Regno Unito |
| <input type="checkbox"/> Italia | <input type="checkbox"/> Serbia | |
| <input type="checkbox"/> Altra/e, precisare: _____ | | |

5. Qual è il diploma scolastico più alto conseguito da Sua madre? *(Nel caso di diplomi conseguiti all'estero o da molto tempo La preghiamo di indicare la risposta che più si avvicina alle categorie proposte)*

- Nessun certificato finale di studio
 Certificato finale della scuola dell'obbligo
 Maturità

6. Qual è il diploma professionale più alto conseguito da Sua madre?

- Nessun diploma
 Formazione professionale (p.es. apprendistato, scuola professionale, scuola media di commercio)
 Formazione professionale superiore (p.es. maestria federale, attestato professionale federale, scuola specializzata superiore)
 Scuola universitaria professionale, alta scuola pedagogica
 Università, Politecnico federale

7. Qual è la condizione professionale di Sua madre? *(Più risposte possibili)*

- | | |
|---|--|
| <input type="checkbox"/> Occupata (inclusa attività in proprio) | <input type="checkbox"/> In formazione (p.es. apprendistato, studio) |
| <input type="checkbox"/> Disoccupata (URC) | <input type="checkbox"/> Senza attività lucrativa (p.es. casalinga) |
| <input type="checkbox"/> Pensionata (AVS/AI) | |
- Percentuale lavorativa: %

2A | Madre viva

8. Qual è la situazione finanziaria del nucleo familiare in cui vive Sua madre? Indichi un valore compreso tra 0 = «pessima» e 10 = «ottima».

Pessima											Ottima
<input type="checkbox"/> 0	<input type="checkbox"/> 1	<input type="checkbox"/> 2	<input type="checkbox"/> 3	<input type="checkbox"/> 4	<input type="checkbox"/> 5	<input type="checkbox"/> 6	<input type="checkbox"/> 7	<input type="checkbox"/> 8	<input type="checkbox"/> 9	<input type="checkbox"/> 10	

9. Come descriverebbe lo stato di salute di Sua madre? Indichi un valore compreso tra 0 = «pessimo» e 10 = «ottimo».

Pessimo											Ottimo
<input type="checkbox"/> 0	<input type="checkbox"/> 1	<input type="checkbox"/> 2	<input type="checkbox"/> 3	<input type="checkbox"/> 4	<input type="checkbox"/> 5	<input type="checkbox"/> 6	<input type="checkbox"/> 7	<input type="checkbox"/> 8	<input type="checkbox"/> 9	<input type="checkbox"/> 10	

10. Qual è lo stato civile di Sua madre?

- | | |
|--|---|
| <input type="checkbox"/> Nubile | <input type="checkbox"/> Divorziata/separata legalmente |
| <input type="checkbox"/> Coniugata | <input type="checkbox"/> Unione domestica sciolta |
| <input type="checkbox"/> Unione domestica registrata | <input type="checkbox"/> Vedova |

11. Sua madre ha un/a partner?

- | | |
|---|-----------------------------|
| <input type="checkbox"/> Sì, mio padre naturale | <input type="checkbox"/> No |
| <input type="checkbox"/> Sì, un'altra persona | |

12. Quanto si sente legato/a a Sua madre?

- | | | | | |
|--------------------------|--------------------------|--------------------------|--------------------------|--------------------------|
| Molto legato/a | Legato/a | Abbastanza legato/a | Non molto legato/a | Non legato/a |
| <input type="checkbox"/> | <input type="checkbox"/> | <input type="checkbox"/> | <input type="checkbox"/> | <input type="checkbox"/> |

13. Quanto importante è Sua madre per Lei?

- | | | | | |
|--------------------------|--------------------------|--------------------------|--------------------------|--------------------------|
| Molto importante | Importante | Abbastanza importante | Non molto importante | Per nulla importante |
| <input type="checkbox"/> | <input type="checkbox"/> | <input type="checkbox"/> | <input type="checkbox"/> | <input type="checkbox"/> |

14. Vive con Sua madre?

- | | |
|---|-----------------------------|
| <input type="checkbox"/> Sì continui con la domanda 18 | <input type="checkbox"/> No |
|---|-----------------------------|

15. Da quando non vive più con Sua madre (anno)?

- Dal:
- Non ho mai vissuto con mia madre

16. Quanto distante da Lei vive Sua madre?

- | | |
|---|--|
| <input type="checkbox"/> Nello stesso edificio | <input type="checkbox"/> Da 25 a meno di 100 chilometri |
| <input type="checkbox"/> A meno di 1 chilometro | <input type="checkbox"/> Da 100 a meno di 500 chilometri |
| <input type="checkbox"/> Da 1 a meno di 5 chilometri | <input type="checkbox"/> A 500 chilometri o più |
| <input type="checkbox"/> Da 5 a meno di 25 chilometri | |

17. Durante gli scorsi 12 mesi con che frequenza ha avuto contatti con Sua madre (p.es. di persona, per telefono, posta, SMS, e-mail ecc.)?


- | | |
|---|--|
| <input type="checkbox"/> Quotidianamente | <input type="checkbox"/> Circa una volta al mese |
| <input type="checkbox"/> Più volte a settimana | <input type="checkbox"/> Meno di una volta al mese |
| <input type="checkbox"/> Circa una volta a settimana | <input type="checkbox"/> Mai |
| <input type="checkbox"/> Circa una volta ogni due settimane | |

2A | Madre viva

Qui di seguito sono descritte alcune situazioni che si possono incontrare nei rapporti familiari. Com'è per Lei e la Sua madre naturale?	Sempre	Spesso	A volte	Di rado	Mai
18. Sono preoccupato/a per mia madre.	<input type="checkbox"/>	<input type="checkbox"/>	<input type="checkbox"/>	<input type="checkbox"/>	<input type="checkbox"/>
19. Mia madre e io abbiamo opinioni diverse.	<input type="checkbox"/>	<input type="checkbox"/>	<input type="checkbox"/>	<input type="checkbox"/>	<input type="checkbox"/>
20. Provo sentimenti altalenanti nei confronti di mia madre.	<input type="checkbox"/>	<input type="checkbox"/>	<input type="checkbox"/>	<input type="checkbox"/>	<input type="checkbox"/>
21. Mi sento compreso/a da mia madre.	<input type="checkbox"/>	<input type="checkbox"/>	<input type="checkbox"/>	<input type="checkbox"/>	<input type="checkbox"/>
22. Mia madre mi apprezza.	<input type="checkbox"/>	<input type="checkbox"/>	<input type="checkbox"/>	<input type="checkbox"/>	<input type="checkbox"/>
23. Mi sento in dovere di aiutare mia madre in caso di bisogno.	<input type="checkbox"/>	<input type="checkbox"/>	<input type="checkbox"/>	<input type="checkbox"/>	<input type="checkbox"/>
24. Mi capita di litigare con mia madre.	<input type="checkbox"/>	<input type="checkbox"/>	<input type="checkbox"/>	<input type="checkbox"/>	<input type="checkbox"/>
25. Mia madre mostra interesse per la mia vita.	<input type="checkbox"/>	<input type="checkbox"/>	<input type="checkbox"/>	<input type="checkbox"/>	<input type="checkbox"/>
26. Mia madre si intromette troppo nella mia vita.	<input type="checkbox"/>	<input type="checkbox"/>	<input type="checkbox"/>	<input type="checkbox"/>	<input type="checkbox"/>
27. In caso di bisogno aiuterei finanziariamente mia madre.	<input type="checkbox"/>	<input type="checkbox"/>	<input type="checkbox"/>	<input type="checkbox"/>	<input type="checkbox"/>
28. Nei confronti di mia madre provo sentimenti contrastanti.	<input type="checkbox"/>	<input type="checkbox"/>	<input type="checkbox"/>	<input type="checkbox"/>	<input type="checkbox"/>
29. Mia madre si aspetta troppo da me.	<input type="checkbox"/>	<input type="checkbox"/>	<input type="checkbox"/>	<input type="checkbox"/>	<input type="checkbox"/>
30. Mia madre mi prende sul serio.	<input type="checkbox"/>	<input type="checkbox"/>	<input type="checkbox"/>	<input type="checkbox"/>	<input type="checkbox"/>
31. Tra me e mia madre ci sono tensioni.	<input type="checkbox"/>	<input type="checkbox"/>	<input type="checkbox"/>	<input type="checkbox"/>	<input type="checkbox"/>
32. Mi sento rispettato/a da mia madre.	<input type="checkbox"/>	<input type="checkbox"/>	<input type="checkbox"/>	<input type="checkbox"/>	<input type="checkbox"/>
33. Sono insoddisfatto/a del mio rapporto con mia madre.	<input type="checkbox"/>	<input type="checkbox"/>	<input type="checkbox"/>	<input type="checkbox"/>	<input type="checkbox"/>
34. Tra me e mia madre ci sono conflitti.	<input type="checkbox"/>	<input type="checkbox"/>	<input type="checkbox"/>	<input type="checkbox"/>	<input type="checkbox"/>
35. In caso di bisogno mi prenderei cura personalmente di mia madre.	<input type="checkbox"/>	<input type="checkbox"/>	<input type="checkbox"/>	<input type="checkbox"/>	<input type="checkbox"/>
36. Il rapporto con mia madre mi mette a dura prova.	<input type="checkbox"/>	<input type="checkbox"/>	<input type="checkbox"/>	<input type="checkbox"/>	<input type="checkbox"/>
37. Dovrei comportarmi diversamente nei confronti di mia madre.	<input type="checkbox"/>	<input type="checkbox"/>	<input type="checkbox"/>	<input type="checkbox"/>	<input type="checkbox"/>
38. Mia madre mi critica troppo.	<input type="checkbox"/>	<input type="checkbox"/>	<input type="checkbox"/>	<input type="checkbox"/>	<input type="checkbox"/>
39. Mia madre e io abbiamo tante cose da dirci.	<input type="checkbox"/>	<input type="checkbox"/>	<input type="checkbox"/>	<input type="checkbox"/>	<input type="checkbox"/>
40. Il rapporto con mia madre mi opprime.	<input type="checkbox"/>	<input type="checkbox"/>	<input type="checkbox"/>	<input type="checkbox"/>	<input type="checkbox"/>
41. Sento di essermi allontanato/a da mia madre.	<input type="checkbox"/>	<input type="checkbox"/>	<input type="checkbox"/>	<input type="checkbox"/>	<input type="checkbox"/>
Qui di seguito alcune domande sui Suoi primi 15 anni di vita.	Sempre	Spesso	A volte	Di rado	Mai
42. Nei Suoi primi 15 anni di vita, con che frequenza vi sono state tensioni fra Lei e Sua madre?	<input type="checkbox"/>	<input type="checkbox"/>	<input type="checkbox"/>	<input type="checkbox"/>	<input type="checkbox"/>
43. Nei Suoi primi 15 anni di vita, con che frequenza vi sono stati conflitti fra Lei e Sua madre?	<input type="checkbox"/>	<input type="checkbox"/>	<input type="checkbox"/>	<input type="checkbox"/>	<input type="checkbox"/>
44. Mia madre era presente quando avevo bisogno di lei.	<input type="checkbox"/>	<input type="checkbox"/>	<input type="checkbox"/>	<input type="checkbox"/>	<input type="checkbox"/>
45. Mia madre aveva regole e principi chiari su come mi dovevo comportare.	<input type="checkbox"/>	<input type="checkbox"/>	<input type="checkbox"/>	<input type="checkbox"/>	<input type="checkbox"/>
46. Mia madre mi puniva severamente, anche per piccolezze.	<input type="checkbox"/>	<input type="checkbox"/>	<input type="checkbox"/>	<input type="checkbox"/>	<input type="checkbox"/>
47. Mia madre mi dimostrava il suo affetto.	<input type="checkbox"/>	<input type="checkbox"/>	<input type="checkbox"/>	<input type="checkbox"/>	<input type="checkbox"/>
48. Mia madre mi metteva sotto pressione.	<input type="checkbox"/>	<input type="checkbox"/>	<input type="checkbox"/>	<input type="checkbox"/>	<input type="checkbox"/>
49. Mia madre mi lodava.	<input type="checkbox"/>	<input type="checkbox"/>	<input type="checkbox"/>	<input type="checkbox"/>	<input type="checkbox"/>

2A | Madre viva

Ora vorremmo sapere da Lei se negli ultimi 12 mesi ha ricevuto o fornito aiuto.	Quotidianamente	Settimanalmente	Mensilmente	Più di rado	Mai
50. Con che frequenza negli ultimi 12 mesi ha ricevuto i seguenti aiuti da Sua madre?					
Aiuto nelle faccende domestiche, per fare la spesa, per questioni burocratiche e simili	<input type="checkbox"/>	<input type="checkbox"/>	<input type="checkbox"/>	<input type="checkbox"/>	<input type="checkbox"/>
Sostegno emotivo (p.es. consigli, conforto)	<input type="checkbox"/>	<input type="checkbox"/>	<input type="checkbox"/>	<input type="checkbox"/>	<input type="checkbox"/>
Cure (p.es. igiene personale, aiuto ad alzarsi e vestirsi)	<input type="checkbox"/>	<input type="checkbox"/>	<input type="checkbox"/>	<input type="checkbox"/>	<input type="checkbox"/>
Aiuto nella cura dei figli (<i>niente figli = Mai</i>)	<input type="checkbox"/>	<input type="checkbox"/>	<input type="checkbox"/>	<input type="checkbox"/>	<input type="checkbox"/>
51. Con che frequenza negli ultimi 12 mesi ha fornito i seguenti aiuti a Sua madre?					
Aiuto nelle faccende domestiche, per fare la spesa, per questioni burocratiche e simili	<input type="checkbox"/>	<input type="checkbox"/>	<input type="checkbox"/>	<input type="checkbox"/>	<input type="checkbox"/>
Sostegno emotivo (p.es. consigli, conforto)	<input type="checkbox"/>	<input type="checkbox"/>	<input type="checkbox"/>	<input type="checkbox"/>	<input type="checkbox"/>
Cure (p.es. igiene personale, aiuto ad alzarsi e vestirsi)	<input type="checkbox"/>	<input type="checkbox"/>	<input type="checkbox"/>	<input type="checkbox"/>	<input type="checkbox"/>
52. Negli ultimi 12 mesi ha ricevuto da Sua madre regali, regali in denaro o versamenti? (Vanno considerati anche regali o versamenti ricevuti da entrambi i Suoi genitori naturali. In tal caso La preghiamo di indicare <u>la metà dell'importo</u> .)					
<input type="checkbox"/> Sì, in tutto:	<input type="checkbox"/> Fino a 500 CHF	<input type="checkbox"/> Fino a 5 000 CHF	<input type="checkbox"/> 10 000 CHF o più		
<input type="checkbox"/> No	<input type="checkbox"/> Fino a 1 000 CHF	<input type="checkbox"/> Fino a 10 000 CHF			
53. Negli ultimi 12 mesi ha fatto a Sua madre regali, regali in denaro o versamenti? (Vanno considerati anche regali o versamenti che ha fatto a entrambi i Suoi genitori naturali. In tal caso La preghiamo di indicare <u>la metà dell'importo</u> .)					
<input type="checkbox"/> Sì, in tutto:	<input type="checkbox"/> Fino a 500 CHF	<input type="checkbox"/> Fino a 5 000 CHF	<input type="checkbox"/> 10 000 CHF o più		
<input type="checkbox"/> No	<input type="checkbox"/> Fino a 1 000 CHF	<input type="checkbox"/> Fino a 10 000 CHF			
54. Sua madre ha mai ereditato ?					
<input type="checkbox"/> Sì, in tutto:	<input type="checkbox"/> Fino a 5 000 CHF	<input type="checkbox"/> Fino a 100 000 CHF	<input type="checkbox"/> Fino a 1 000 000 CHF		
<input type="checkbox"/> No	<input type="checkbox"/> Fino a 25 000 CHF	<input type="checkbox"/> Fino a 250 000 CHF	<input type="checkbox"/> 1 000 000 CHF o più		
	<input type="checkbox"/> Fino a 50 000 CHF	<input type="checkbox"/> Fino a 500 000 CHF	<input type="checkbox"/> Non so		
55. Pensa che un giorno erediterà qualcosa da Sua madre ? (Vanno considerate anche le eredità che riceverà da entrambi i Suoi genitori naturali. In tal caso La preghiamo di indicare <u>la metà dell'importo</u> .)					
<input type="checkbox"/> Sì, in tutto:	<input type="checkbox"/> Fino a 5 000 CHF	<input type="checkbox"/> Fino a 100 000 CHF	<input type="checkbox"/> Fino a 1 000 000 CHF		
<input type="checkbox"/> No	<input type="checkbox"/> Fino a 25 000 CHF	<input type="checkbox"/> Fino a 250 000 CHF	<input type="checkbox"/> 1 000 000 CHF o più		
	<input type="checkbox"/> Fino a 50 000 CHF	<input type="checkbox"/> Fino a 500 000 CHF	<input type="checkbox"/> Non so		
56. Ha mai ricevuto da Sua madre una o più donazioni rilevanti (p.es. denaro, oggetti di valore o immobili)? (Vanno considerate anche donazioni fatte da entrambi i Suoi genitori naturali. In tal caso La preghiamo di indicare <u>la metà dell'importo</u> .)					
<input type="checkbox"/> Sì, in tutto:	<input type="checkbox"/> Fino a 5 000 CHF	<input type="checkbox"/> Fino a 100 000 CHF	<input type="checkbox"/> Fino a 1 000 000 CHF		
<input type="checkbox"/> No	<input type="checkbox"/> Fino a 25 000 CHF	<input type="checkbox"/> Fino a 250 000 CHF	<input type="checkbox"/> 1 000 000 CHF o più		
	<input type="checkbox"/> Fino a 50 000 CHF	<input type="checkbox"/> Fino a 500 000 CHF			
57. Pensa che prima o poi riceverà da Sua madre (ancora) una donazione rilevante? (Vanno considerate anche donazioni che riceverà congiuntamente dai Suoi genitori naturali. In tal caso La preghiamo di indicare <u>la metà dell'importo</u> .)					
<input type="checkbox"/> Sì, in tutto:	<input type="checkbox"/> Fino a 5 000 CHF	<input type="checkbox"/> Fino a 100 000 CHF	<input type="checkbox"/> Fino a 1 000 000 CHF		
<input type="checkbox"/> No	<input type="checkbox"/> Fino a 25 000 CHF	<input type="checkbox"/> Fino a 250 000 CHF	<input type="checkbox"/> 1 000 000 CHF o più		
	<input type="checkbox"/> Fino a 50 000 CHF	<input type="checkbox"/> Fino a 500 000 CHF	<input type="checkbox"/> Non so		

<h2 style="margin: 0;">2B Madre deceduta</h2>	 <p style="font-size: small; margin: 0;">In alternativa partecipazione online: https://swissgen.limequery.com Identificativo: abcde</p>												
<p>Le seguenti domande si riferiscono a Sua madre naturale. La preghiamo di compilare questo questionario soltanto se Sua madre naturale è deceduta.</p>													
<p>1. In che anno è nata Sua madre? ✎ <input type="text"/> <input type="text"/> <input type="text"/> <input type="text"/></p>													
<p>2. In che Paese è nata Sua madre? <i>(La preghiamo di indicare il Paese/l'area in cui si trova oggi il luogo di nascita)</i></p> <table style="width: 100%; border: none;"> <tr> <td><input type="checkbox"/> Svizzera</td> <td><input type="checkbox"/> Italia</td> <td><input type="checkbox"/> Serbia</td> </tr> <tr> <td><input type="checkbox"/> Germania (Ovest)</td> <td><input type="checkbox"/> Portogallo</td> <td><input type="checkbox"/> Kosovo</td> </tr> <tr> <td><input type="checkbox"/> Germania (Est)</td> <td><input type="checkbox"/> Spagna</td> <td><input type="checkbox"/> Macedonia</td> </tr> <tr> <td><input type="checkbox"/> Francia</td> <td><input type="checkbox"/> Turchia</td> <td><input type="checkbox"/> Regno Unito</td> </tr> </table> <p><input type="checkbox"/> Altro Paese, precisare: ✎ _____</p>		<input type="checkbox"/> Svizzera	<input type="checkbox"/> Italia	<input type="checkbox"/> Serbia	<input type="checkbox"/> Germania (Ovest)	<input type="checkbox"/> Portogallo	<input type="checkbox"/> Kosovo	<input type="checkbox"/> Germania (Est)	<input type="checkbox"/> Spagna	<input type="checkbox"/> Macedonia	<input type="checkbox"/> Francia	<input type="checkbox"/> Turchia	<input type="checkbox"/> Regno Unito
<input type="checkbox"/> Svizzera	<input type="checkbox"/> Italia	<input type="checkbox"/> Serbia											
<input type="checkbox"/> Germania (Ovest)	<input type="checkbox"/> Portogallo	<input type="checkbox"/> Kosovo											
<input type="checkbox"/> Germania (Est)	<input type="checkbox"/> Spagna	<input type="checkbox"/> Macedonia											
<input type="checkbox"/> Francia	<input type="checkbox"/> Turchia	<input type="checkbox"/> Regno Unito											
<p>3. In che Paese viveva Sua madre quando è deceduta?</p> <table style="width: 100%; border: none;"> <tr> <td><input type="checkbox"/> Svizzera</td> <td><input type="checkbox"/> Portogallo</td> <td><input type="checkbox"/> Kosovo</td> </tr> <tr> <td><input type="checkbox"/> Germania</td> <td><input type="checkbox"/> Spagna</td> <td><input type="checkbox"/> Macedonia</td> </tr> <tr> <td><input type="checkbox"/> Francia</td> <td><input type="checkbox"/> Turchia</td> <td><input type="checkbox"/> Regno Unito</td> </tr> <tr> <td><input type="checkbox"/> Italia</td> <td><input type="checkbox"/> Serbia</td> <td></td> </tr> </table> <p><input type="checkbox"/> Altro Paese, precisare: ✎ _____</p>		<input type="checkbox"/> Svizzera	<input type="checkbox"/> Portogallo	<input type="checkbox"/> Kosovo	<input type="checkbox"/> Germania	<input type="checkbox"/> Spagna	<input type="checkbox"/> Macedonia	<input type="checkbox"/> Francia	<input type="checkbox"/> Turchia	<input type="checkbox"/> Regno Unito	<input type="checkbox"/> Italia	<input type="checkbox"/> Serbia	
<input type="checkbox"/> Svizzera	<input type="checkbox"/> Portogallo	<input type="checkbox"/> Kosovo											
<input type="checkbox"/> Germania	<input type="checkbox"/> Spagna	<input type="checkbox"/> Macedonia											
<input type="checkbox"/> Francia	<input type="checkbox"/> Turchia	<input type="checkbox"/> Regno Unito											
<input type="checkbox"/> Italia	<input type="checkbox"/> Serbia												
<p>4. Quale cittadinanza/quali cittadinanze possedeva Sua madre? <i>(Più risposte possibili)</i></p> <table style="width: 100%; border: none;"> <tr> <td><input type="checkbox"/> Svizzera</td> <td><input type="checkbox"/> Portogallo</td> <td><input type="checkbox"/> Kosovo</td> </tr> <tr> <td><input type="checkbox"/> Germania</td> <td><input type="checkbox"/> Spagna</td> <td><input type="checkbox"/> Macedonia</td> </tr> <tr> <td><input type="checkbox"/> Francia</td> <td><input type="checkbox"/> Turchia</td> <td><input type="checkbox"/> Regno Unito</td> </tr> <tr> <td><input type="checkbox"/> Italia</td> <td><input type="checkbox"/> Serbia</td> <td></td> </tr> </table> <p><input type="checkbox"/> Altra/e, precisare: ✎ _____</p>		<input type="checkbox"/> Svizzera	<input type="checkbox"/> Portogallo	<input type="checkbox"/> Kosovo	<input type="checkbox"/> Germania	<input type="checkbox"/> Spagna	<input type="checkbox"/> Macedonia	<input type="checkbox"/> Francia	<input type="checkbox"/> Turchia	<input type="checkbox"/> Regno Unito	<input type="checkbox"/> Italia	<input type="checkbox"/> Serbia	
<input type="checkbox"/> Svizzera	<input type="checkbox"/> Portogallo	<input type="checkbox"/> Kosovo											
<input type="checkbox"/> Germania	<input type="checkbox"/> Spagna	<input type="checkbox"/> Macedonia											
<input type="checkbox"/> Francia	<input type="checkbox"/> Turchia	<input type="checkbox"/> Regno Unito											
<input type="checkbox"/> Italia	<input type="checkbox"/> Serbia												
<p>5. Qual era il diploma scolastico più alto conseguito da Sua madre? <i>(Nel caso di diplomi conseguiti all'estero o da molto tempo La preghiamo di indicare la risposta che più si avvicina alle categorie proposte.)</i></p> <p><input type="checkbox"/> Nessun certificato finale di studio</p> <p><input type="checkbox"/> Certificato finale della scuola dell'obbligo</p> <p><input type="checkbox"/> Maturità</p>													
<p>6. Qual era il diploma professionale più alto conseguito da Sua madre?</p> <p><input type="checkbox"/> Nessun diploma</p> <p><input type="checkbox"/> Formazione professionale (p.es. apprendistato, scuola professionale, diploma della scuola media di commercio)</p> <p><input type="checkbox"/> Formazione professionale superiore (p.es. maestria federale, attestato professionale federale, scuola specializzata superiore)</p> <p><input type="checkbox"/> Scuola universitaria professionale, alta scuola pedagogica</p> <p><input type="checkbox"/> Università, Politecnico federale</p>													
<p>7. Qual era la condizione professionale di Sua madre quando è deceduta? <i>(Più risposte possibili)</i></p> <table style="width: 100%; border: none;"> <tr> <td><input type="checkbox"/> Occupata (inclusa attività in proprio)</td> <td><input type="checkbox"/> In formazione (p.es. apprendistato, studio)</td> </tr> <tr> <td>Percentuale lavorativa: ✎ <input type="text"/> <input type="text"/> <input type="text"/> %</td> <td><input type="checkbox"/> Disoccupata (URC)</td> </tr> <tr> <td></td> <td><input type="checkbox"/> Non esercitava un'attività lucrativa (p.es. casalinga)</td> </tr> <tr> <td></td> <td><input type="checkbox"/> Pensionata (AVS/AI)</td> </tr> </table>		<input type="checkbox"/> Occupata (inclusa attività in proprio)	<input type="checkbox"/> In formazione (p.es. apprendistato, studio)	Percentuale lavorativa: ✎ <input type="text"/> <input type="text"/> <input type="text"/> %	<input type="checkbox"/> Disoccupata (URC)		<input type="checkbox"/> Non esercitava un'attività lucrativa (p.es. casalinga)		<input type="checkbox"/> Pensionata (AVS/AI)				
<input type="checkbox"/> Occupata (inclusa attività in proprio)	<input type="checkbox"/> In formazione (p.es. apprendistato, studio)												
Percentuale lavorativa: ✎ <input type="text"/> <input type="text"/> <input type="text"/> %	<input type="checkbox"/> Disoccupata (URC)												
	<input type="checkbox"/> Non esercitava un'attività lucrativa (p.es. casalinga)												
	<input type="checkbox"/> Pensionata (AVS/AI)												

2B | Madre deceduta

8. Qual era la situazione finanziaria del nucleo familiare in cui viveva Sua madre? Indichi un valore compreso tra 0 = «pessima» e 10 = «ottima».

Pessima											Ottima
	<input type="checkbox"/> 0	<input type="checkbox"/> 1	<input type="checkbox"/> 2	<input type="checkbox"/> 3	<input type="checkbox"/> 4	<input type="checkbox"/> 5	<input type="checkbox"/> 6	<input type="checkbox"/> 7	<input type="checkbox"/> 8	<input type="checkbox"/> 9	<input type="checkbox"/> 10

9. Come descriverebbe lo stato di salute di Sua madre negli ultimi 12 mesi di vita? Indichi un valore compreso tra 0 = «pessimo» e 10 = «ottimo».

Pessimo											Ottimo
	<input type="checkbox"/> 0	<input type="checkbox"/> 1	<input type="checkbox"/> 2	<input type="checkbox"/> 3	<input type="checkbox"/> 4	<input type="checkbox"/> 5	<input type="checkbox"/> 6	<input type="checkbox"/> 7	<input type="checkbox"/> 8	<input type="checkbox"/> 9	<input type="checkbox"/> 10

10. Qual era lo stato civile di Sua madre quando è deceduta?

- | | |
|--|---|
| <input type="checkbox"/> Nubile | <input type="checkbox"/> Divorziata/separata legalmente |
| <input type="checkbox"/> Coniugata | <input type="checkbox"/> Unione domestica sciolta |
| <input type="checkbox"/> Unione domestica registrata | <input type="checkbox"/> Vedova |

11. Quando è deceduta Sua madre aveva un/a partner?

- | | |
|---|-----------------------------|
| <input type="checkbox"/> Sì, mio padre naturale | <input type="checkbox"/> No |
| <input type="checkbox"/> Sì, un'altra persona | |

12. Quanto si sentiva legato/a a Sua madre?

Molto legato/a	Legato/a	Abbastanza legato/a	Non molto legato/a	Non legato/a
<input type="checkbox"/>	<input type="checkbox"/>	<input type="checkbox"/>	<input type="checkbox"/>	<input type="checkbox"/>

13. Quanto importante era Sua madre per Lei?

Molto importante	Importante	Abbastanza importante	Non molto importante	Per nulla importante
<input type="checkbox"/>	<input type="checkbox"/>	<input type="checkbox"/>	<input type="checkbox"/>	<input type="checkbox"/>

14. Quando è deceduta Sua madre viveva con Lei?

- | | |
|---|-----------------------------|
| <input type="checkbox"/> Sì  continui con la domanda 18 | <input type="checkbox"/> No |
|---|-----------------------------|

15. Da quando non viveva più con Sua madre (anno)?

Dal:  Non ho mai vissuto con mia madre

16. Quanto distante da Lei viveva Sua madre quando è deceduta?

- | | |
|---|--|
| <input type="checkbox"/> Nello stesso edificio | <input type="checkbox"/> Da 25 a meno di 100 chilometri |
| <input type="checkbox"/> A meno di 1 chilometro | <input type="checkbox"/> Da 100 a meno di 500 chilometri |
| <input type="checkbox"/> Da 1 a meno di 5 chilometri | <input type="checkbox"/> A 500 chilometri o più |
| <input type="checkbox"/> Da 5 a meno di 25 chilometri | |

17. Durante gli ultimi 12 mesi di vita di Sua madre con che frequenza ha avuto contatti con lei (p.es. di persona, per telefono, posta, SMS, e-mail ecc.)?

- | | |
|---|--|
| <input type="checkbox"/> Quotidianamente | <input type="checkbox"/> Circa una volta al mese |
| <input type="checkbox"/> Più volte a settimana | <input type="checkbox"/> Meno di una volta al mese |
| <input type="checkbox"/> Circa una volta a settimana | <input type="checkbox"/> Mai |
| <input type="checkbox"/> Circa una volta ogni due settimane | |


2B | Madre deceduta

Qui di seguito sono descritte alcune situazioni che si possono incontrare nei rapporti familiari. Com'era per Lei e la Sua madre naturale negli ultimi 12 mesi di vita di Sua madre?	Sempre	Spesso	A volte	Di rado	Mai
18. Ero preoccupato/a per mia madre.	<input type="checkbox"/>	<input type="checkbox"/>	<input type="checkbox"/>	<input type="checkbox"/>	<input type="checkbox"/>
19. Mia madre e io avevamo opinioni diverse.	<input type="checkbox"/>	<input type="checkbox"/>	<input type="checkbox"/>	<input type="checkbox"/>	<input type="checkbox"/>
20. Provavo sentimenti altalenanti nei confronti di mia madre.	<input type="checkbox"/>	<input type="checkbox"/>	<input type="checkbox"/>	<input type="checkbox"/>	<input type="checkbox"/>
21. Mi sentivo compreso/a da mia madre.	<input type="checkbox"/>	<input type="checkbox"/>	<input type="checkbox"/>	<input type="checkbox"/>	<input type="checkbox"/>
22. Mia madre mi apprezzava.	<input type="checkbox"/>	<input type="checkbox"/>	<input type="checkbox"/>	<input type="checkbox"/>	<input type="checkbox"/>
23. Mi sentivo in dovere di aiutare mia madre in caso di bisogno.	<input type="checkbox"/>	<input type="checkbox"/>	<input type="checkbox"/>	<input type="checkbox"/>	<input type="checkbox"/>
24. Mi capitava di litigare con mia madre.	<input type="checkbox"/>	<input type="checkbox"/>	<input type="checkbox"/>	<input type="checkbox"/>	<input type="checkbox"/>
25. Mia madre mostrava interesse per la mia vita.	<input type="checkbox"/>	<input type="checkbox"/>	<input type="checkbox"/>	<input type="checkbox"/>	<input type="checkbox"/>
26. Mia madre si intrometteva troppo nella mia vita.	<input type="checkbox"/>	<input type="checkbox"/>	<input type="checkbox"/>	<input type="checkbox"/>	<input type="checkbox"/>
27. In caso di bisogno avrei/ho aiutato finanziariamente mia madre.	<input type="checkbox"/>	<input type="checkbox"/>	<input type="checkbox"/>	<input type="checkbox"/>	<input type="checkbox"/>
28. Nei confronti di mia madre provavo sentimenti contrastanti.	<input type="checkbox"/>	<input type="checkbox"/>	<input type="checkbox"/>	<input type="checkbox"/>	<input type="checkbox"/>
29. Mia madre si aspettava troppo da me.	<input type="checkbox"/>	<input type="checkbox"/>	<input type="checkbox"/>	<input type="checkbox"/>	<input type="checkbox"/>
30. Mia madre mi prendeva sul serio.	<input type="checkbox"/>	<input type="checkbox"/>	<input type="checkbox"/>	<input type="checkbox"/>	<input type="checkbox"/>
31. Tra me e mia madre c'erano tensioni.	<input type="checkbox"/>	<input type="checkbox"/>	<input type="checkbox"/>	<input type="checkbox"/>	<input type="checkbox"/>
32. Mi sentivo rispettato/a da mia madre.	<input type="checkbox"/>	<input type="checkbox"/>	<input type="checkbox"/>	<input type="checkbox"/>	<input type="checkbox"/>
33. Ero insoddisfatto/a del mio rapporto con mia madre.	<input type="checkbox"/>	<input type="checkbox"/>	<input type="checkbox"/>	<input type="checkbox"/>	<input type="checkbox"/>
34. Tra me e mia madre c'erano conflitti.	<input type="checkbox"/>	<input type="checkbox"/>	<input type="checkbox"/>	<input type="checkbox"/>	<input type="checkbox"/>
35. In caso di bisogno mi sarei/mi sono preso cura personalmente di mia madre.	<input type="checkbox"/>	<input type="checkbox"/>	<input type="checkbox"/>	<input type="checkbox"/>	<input type="checkbox"/>
36. Il rapporto con mia madre mi metteva a dura prova.	<input type="checkbox"/>	<input type="checkbox"/>	<input type="checkbox"/>	<input type="checkbox"/>	<input type="checkbox"/>
37. Avrei dovuto comportarmi diversamente nei confronti di mia madre.	<input type="checkbox"/>	<input type="checkbox"/>	<input type="checkbox"/>	<input type="checkbox"/>	<input type="checkbox"/>
38. Mia madre mi criticava troppo.	<input type="checkbox"/>	<input type="checkbox"/>	<input type="checkbox"/>	<input type="checkbox"/>	<input type="checkbox"/>
39. Mia madre e io avevamo tante cose da dirci.	<input type="checkbox"/>	<input type="checkbox"/>	<input type="checkbox"/>	<input type="checkbox"/>	<input type="checkbox"/>
40. Il rapporto con mia madre mi opprimeva.	<input type="checkbox"/>	<input type="checkbox"/>	<input type="checkbox"/>	<input type="checkbox"/>	<input type="checkbox"/>
41. Sentivo di essermi allontanato/a da mia madre.	<input type="checkbox"/>	<input type="checkbox"/>	<input type="checkbox"/>	<input type="checkbox"/>	<input type="checkbox"/>
Qui di seguito alcune domande sui Suoi primi 15 anni di vita.	Sempre	Spesso	A volte	Di rado	Mai
42. Nei Suoi primi 15 anni di vita, con che frequenza vi sono state tensioni fra Lei e Sua madre?	<input type="checkbox"/>	<input type="checkbox"/>	<input type="checkbox"/>	<input type="checkbox"/>	<input type="checkbox"/>
43. Nei Suoi primi 15 anni di vita, con che frequenza vi sono stati conflitti fra Lei e Sua madre?	<input type="checkbox"/>	<input type="checkbox"/>	<input type="checkbox"/>	<input type="checkbox"/>	<input type="checkbox"/>
44. Mia madre era presente quando avevo bisogno di lei.	<input type="checkbox"/>	<input type="checkbox"/>	<input type="checkbox"/>	<input type="checkbox"/>	<input type="checkbox"/>
45. Mia madre aveva regole e principi chiari su come mi dovevo comportare.	<input type="checkbox"/>	<input type="checkbox"/>	<input type="checkbox"/>	<input type="checkbox"/>	<input type="checkbox"/>
46. Mia madre mi puniva severamente, anche per piccole cose.	<input type="checkbox"/>	<input type="checkbox"/>	<input type="checkbox"/>	<input type="checkbox"/>	<input type="checkbox"/>
47. Mia madre mi dimostrava il suo affetto.	<input type="checkbox"/>	<input type="checkbox"/>	<input type="checkbox"/>	<input type="checkbox"/>	<input type="checkbox"/>
48. Mia madre mi metteva sotto pressione.	<input type="checkbox"/>	<input type="checkbox"/>	<input type="checkbox"/>	<input type="checkbox"/>	<input type="checkbox"/>
49. Mia madre mi lodava.	<input type="checkbox"/>	<input type="checkbox"/>	<input type="checkbox"/>	<input type="checkbox"/>	<input type="checkbox"/>

2B | Madre deceduta

Adesso vorremmo sapere da Lei se negli ultimi 12 mesi di vita di Sua madre ha ricevuto o fornito aiuto.	Quotidianamente	Settimanalmente	Mensilmente	Più di rado	Mai
50. Con che frequenza negli ultimi <u>12 mesi</u> di vita di Sua madre ha <u>ricevuto</u> i seguenti aiuti da lei?					
Aiuto nelle faccende domestiche, per fare la spesa, per questioni burocratiche e simili	<input type="checkbox"/>	<input type="checkbox"/>	<input type="checkbox"/>	<input type="checkbox"/>	<input type="checkbox"/>
Sostegno emotivo (p.es. consigli, conforto)	<input type="checkbox"/>	<input type="checkbox"/>	<input type="checkbox"/>	<input type="checkbox"/>	<input type="checkbox"/>
Cure (p.es. igiene personale, aiuto ad alzarsi e vestirsi)	<input type="checkbox"/>	<input type="checkbox"/>	<input type="checkbox"/>	<input type="checkbox"/>	<input type="checkbox"/>
Aiuto nella cura dei figli (<i>niente figli = Mai</i>)	<input type="checkbox"/>	<input type="checkbox"/>	<input type="checkbox"/>	<input type="checkbox"/>	<input type="checkbox"/>
51. Con che frequenza negli ultimi <u>12 mesi</u> di vita di Sua madre le ha <u>fornito</u> i seguenti aiuti?					
Aiuto nelle faccende domestiche, per fare la spesa, per questioni burocratiche e simili	<input type="checkbox"/>	<input type="checkbox"/>	<input type="checkbox"/>	<input type="checkbox"/>	<input type="checkbox"/>
Sostegno emotivo (p.es. consigli, conforto)	<input type="checkbox"/>	<input type="checkbox"/>	<input type="checkbox"/>	<input type="checkbox"/>	<input type="checkbox"/>
Cure (p.es. igiene personale, aiuto ad alzarsi e vestirsi)	<input type="checkbox"/>	<input type="checkbox"/>	<input type="checkbox"/>	<input type="checkbox"/>	<input type="checkbox"/>
52. Negli ultimi <u>12 mesi</u> di vita di Sua madre ha <u>ricevuto</u> da lei regali, regali in denaro o versamenti? (Vanno considerati anche i regali o i versamenti che ha ricevuto da entrambi i Suoi genitori naturali. In tal caso La preghiamo di indicare <u>la metà dell'importo</u> .)					
<input type="checkbox"/> Sì, in tutto:	<input type="checkbox"/> Fino a 500 CHF	<input type="checkbox"/> Fino a 5 000 CHF	<input type="checkbox"/> 10 000 CHF o più		
<input type="checkbox"/> No	<input type="checkbox"/> Fino a 1 000 CHF	<input type="checkbox"/> Fino a 10 000 CHF			
53. Negli ultimi <u>12 mesi</u> di vita di Sua madre le ha <u>fatto</u> regali, regali in denaro o versamenti? (Vanno considerati anche i regali o i versamenti che ha fatto a entrambi i Suoi genitori naturali. In tal caso La preghiamo di indicare <u>la metà dell'importo</u> .)					
<input type="checkbox"/> Sì, in tutto:	<input type="checkbox"/> Fino a 500 CHF	<input type="checkbox"/> Fino a 5 000 CHF	<input type="checkbox"/> 10 000 CHF o più		
<input type="checkbox"/> No	<input type="checkbox"/> Fino a 1 000 CHF	<input type="checkbox"/> Fino a 10 000 CHF			
54. Sua madre ha <u>mai ereditato</u> ?					
<input type="checkbox"/> Sì, in tutto:	<input type="checkbox"/> Fino a 5 000 CHF	<input type="checkbox"/> Fino a 100 000 CHF	<input type="checkbox"/> Fino a 1 000 000 CHF		
<input type="checkbox"/> No	<input type="checkbox"/> Fino a 25 000 CHF	<input type="checkbox"/> Fino a 250 000 CHF	<input type="checkbox"/> 1 000 000 CHF o più		
	<input type="checkbox"/> Fino a 50 000 CHF	<input type="checkbox"/> Fino a 500 000 CHF	<input type="checkbox"/> Non so		
55. Ha <u>ereditato</u> da Sua madre? (Vanno considerate anche le eredità che ha ricevuto da entrambi i Suoi genitori naturali. In tal caso La preghiamo di indicare <u>la metà dell'importo</u> .)					
<input type="checkbox"/> Sì, in tutto:	<input type="checkbox"/> Fino a 5 000 CHF	<input type="checkbox"/> Fino a 100 000 CHF	<input type="checkbox"/> Fino a 1 000 000 CHF		
<input type="checkbox"/> No	<input type="checkbox"/> Fino a 25 000 CHF	<input type="checkbox"/> Fino a 250 000 CHF	<input type="checkbox"/> 1 000 000 CHF o più		
	<input type="checkbox"/> Fino a 50 000 CHF	<input type="checkbox"/> Fino a 500 000 CHF			
56. Ha <u>mai ricevuto</u> da Sua madre una o più <u>donazioni</u> rilevanti? (p.es. denaro, oggetti di valore o immobili)? (Vanno considerate anche le donazioni che ha ricevuto da entrambi i Suoi genitori naturali. In tal caso La preghiamo di indicare <u>la metà dell'importo</u> .)					
<input type="checkbox"/> Sì, in tutto:	<input type="checkbox"/> Fino a 5 000 CHF	<input type="checkbox"/> Fino a 100 000 CHF	<input type="checkbox"/> Fino a 1 000 000 CHF		
<input type="checkbox"/> No	<input type="checkbox"/> Fino a 25 000 CHF	<input type="checkbox"/> Fino a 250 000 CHF	<input type="checkbox"/> 1 000 000 CHF o più		
	<input type="checkbox"/> Fino a 50 000 CHF	<input type="checkbox"/> Fino a 500 000 CHF			
57. In che anno è deceduta Sua madre?	<input type="checkbox"/> <input type="checkbox"/> <input type="checkbox"/> <input type="checkbox"/> <input type="checkbox"/>				

English

<h1 style="margin: 0;">1 Personal questionnaire</h1>	 <p style="font-size: small; margin: 0;">Online survey option at: https://swissgen.limequery.com Token: abcde</p>															
To start, a few general questions about you personally. Please complete this questionnaire first.																
1. In what year were you born? ✎ <input type="text"/> <input type="text"/> <input type="text"/> <input type="text"/>																
2. Gender? <input type="checkbox"/> Male <input type="checkbox"/> Female																
3. In which country were you born? <i>(Please specify the current country/region of your birthplace.)</i> <table style="width: 100%; border: none;"> <tr> <td><input type="checkbox"/> Switzerland</td> <td><input type="checkbox"/> Italy</td> <td><input type="checkbox"/> Serbia</td> </tr> <tr> <td><input type="checkbox"/> Germany (West)</td> <td><input type="checkbox"/> Portugal</td> <td><input type="checkbox"/> Kosovo</td> </tr> <tr> <td><input type="checkbox"/> Germany (East)</td> <td><input type="checkbox"/> Spain</td> <td><input type="checkbox"/> Macedonia</td> </tr> <tr> <td><input type="checkbox"/> France</td> <td><input type="checkbox"/> Turkey</td> <td><input type="checkbox"/> United Kingdom</td> </tr> <tr> <td colspan="3"><input type="checkbox"/> Other, namely: ✎ _____</td> </tr> </table>		<input type="checkbox"/> Switzerland	<input type="checkbox"/> Italy	<input type="checkbox"/> Serbia	<input type="checkbox"/> Germany (West)	<input type="checkbox"/> Portugal	<input type="checkbox"/> Kosovo	<input type="checkbox"/> Germany (East)	<input type="checkbox"/> Spain	<input type="checkbox"/> Macedonia	<input type="checkbox"/> France	<input type="checkbox"/> Turkey	<input type="checkbox"/> United Kingdom	<input type="checkbox"/> Other, namely: ✎ _____		
<input type="checkbox"/> Switzerland	<input type="checkbox"/> Italy	<input type="checkbox"/> Serbia														
<input type="checkbox"/> Germany (West)	<input type="checkbox"/> Portugal	<input type="checkbox"/> Kosovo														
<input type="checkbox"/> Germany (East)	<input type="checkbox"/> Spain	<input type="checkbox"/> Macedonia														
<input type="checkbox"/> France	<input type="checkbox"/> Turkey	<input type="checkbox"/> United Kingdom														
<input type="checkbox"/> Other, namely: ✎ _____																
4. From what year on have you been living in Switzerland? <input type="checkbox"/> Since birth <input type="checkbox"/> Since: ✎ <input type="text"/> <input type="text"/> <input type="text"/> <input type="text"/>																
5. In which country (or countries) do you hold citizenship? <i>(Select all that apply.)</i> <table style="width: 100%; border: none;"> <tr> <td><input type="checkbox"/> Switzerland</td> <td><input type="checkbox"/> Portugal</td> <td><input type="checkbox"/> Kosovo</td> </tr> <tr> <td><input type="checkbox"/> Germany</td> <td><input type="checkbox"/> Spain</td> <td><input type="checkbox"/> Macedonia</td> </tr> <tr> <td><input type="checkbox"/> France</td> <td><input type="checkbox"/> Turkey</td> <td><input type="checkbox"/> United Kingdom</td> </tr> <tr> <td><input type="checkbox"/> Italy</td> <td><input type="checkbox"/> Serbia</td> <td></td> </tr> <tr> <td colspan="3"><input type="checkbox"/> Other, namely: ✎ _____</td> </tr> </table>		<input type="checkbox"/> Switzerland	<input type="checkbox"/> Portugal	<input type="checkbox"/> Kosovo	<input type="checkbox"/> Germany	<input type="checkbox"/> Spain	<input type="checkbox"/> Macedonia	<input type="checkbox"/> France	<input type="checkbox"/> Turkey	<input type="checkbox"/> United Kingdom	<input type="checkbox"/> Italy	<input type="checkbox"/> Serbia		<input type="checkbox"/> Other, namely: ✎ _____		
<input type="checkbox"/> Switzerland	<input type="checkbox"/> Portugal	<input type="checkbox"/> Kosovo														
<input type="checkbox"/> Germany	<input type="checkbox"/> Spain	<input type="checkbox"/> Macedonia														
<input type="checkbox"/> France	<input type="checkbox"/> Turkey	<input type="checkbox"/> United Kingdom														
<input type="checkbox"/> Italy	<input type="checkbox"/> Serbia															
<input type="checkbox"/> Other, namely: ✎ _____																
6. <i>What is the highest school qualification you have obtained?</i> <i>(Please assign foreign or older school certificates to the best of your ability.)</i> <p><input type="checkbox"/> Never completed school</p> <p><input type="checkbox"/> Compulsory education</p> <p><input type="checkbox"/> University entrance qualification (Matura)</p>																
7. What is the highest vocational qualification you have obtained? <p><input type="checkbox"/> No vocational qualification</p> <p><input type="checkbox"/> Vocational education and training (e.g., apprenticeship, vocational school, trade school diploma)</p> <p><input type="checkbox"/> Higher vocational education and training (e.g., master craftsman certificate, Federal Certificate of Competence, vocational college)</p> <p><input type="checkbox"/> University of applied sciences, university of teacher education</p> <p><input type="checkbox"/> University, ETH</p>																
8. What is your employment status? <i>(Select all that apply.)</i> <table style="width: 100%; border: none;"> <tr> <td><input type="checkbox"/> Employed (incl. self-employed)</td> <td><input type="checkbox"/> In education or training (e.g., apprenticeship, university)</td> </tr> <tr> <td><input type="checkbox"/> Unemployed (RAV)</td> <td><input type="checkbox"/> Not gainfully employed (e.g., homemaker)</td> </tr> <tr> <td><input type="checkbox"/> Pensioner (AHV/IV)</td> <td></td> </tr> </table> <p>Workload: ✎ <input type="text"/> <input type="text"/> <input type="text"/> %</p>		<input type="checkbox"/> Employed (incl. self-employed)	<input type="checkbox"/> In education or training (e.g., apprenticeship, university)	<input type="checkbox"/> Unemployed (RAV)	<input type="checkbox"/> Not gainfully employed (e.g., homemaker)	<input type="checkbox"/> Pensioner (AHV/IV)										
<input type="checkbox"/> Employed (incl. self-employed)	<input type="checkbox"/> In education or training (e.g., apprenticeship, university)															
<input type="checkbox"/> Unemployed (RAV)	<input type="checkbox"/> Not gainfully employed (e.g., homemaker)															
<input type="checkbox"/> Pensioner (AHV/IV)																

1 | Personal questionnaire

9. At the present time, how well does your household fare financially, if 0 signifies "very poorly" and 10 signifies "very well"?

Very poorly	□ ₀	□ ₁	□ ₂	□ ₃	□ ₄	□ ₅	□ ₆	□ ₇	□ ₈	□ ₉	□ ₁₀	Very well
----------------	----------------	----------------	----------------	----------------	----------------	----------------	----------------	----------------	----------------	----------------	-----------------	--------------

10. Do you (or your partner) own money, valuables or property?

- | | |
|--|--|
| <input type="checkbox"/> Yes, in total:
<input type="checkbox"/> No | <input type="checkbox"/> Up to 5,000 CHF
<input type="checkbox"/> Up to 25,000 CHF
<input type="checkbox"/> Up to 50,000 CHF
<input type="checkbox"/> Up to 100,000 CHF
<input type="checkbox"/> Up to 250,000 CHF
<input type="checkbox"/> Up to 500,000 CHF
<input type="checkbox"/> Up to 1,000,000 CHF
<input type="checkbox"/> 1,000,000 CHF or more |
|--|--|

11. Do you personally live ...

- As (co-)owner
- As primary tenant (including cooperative member)
- As a subtenant
- Rent-free (e.g., with family members)

12. What is your current marital status?

- | | |
|--|---|
| <input type="checkbox"/> Single
<input type="checkbox"/> Married
<input type="checkbox"/> Registered partnership | <input type="checkbox"/> Divorced/legally separated
<input type="checkbox"/> Annulled registered partnership
<input type="checkbox"/> Widowed |
|--|---|

13. Do you have a partner?

- Yes No

14. How satisfied are you with your life in general, if 0 signifies "not satisfied at all" and 10 signifies "completely satisfied"?

Not satisfied at all	□ ₀	□ ₁	□ ₂	□ ₃	□ ₄	□ ₅	□ ₆	□ ₇	□ ₈	□ ₉	□ ₁₀	Completely satisfied
----------------------------	----------------	----------------	----------------	----------------	----------------	----------------	----------------	----------------	----------------	----------------	-----------------	-------------------------

15. How would you describe your general state of health, if 0 signifies "very poor" and 10 signifies "very good"?

Very poor	□ ₀	□ ₁	□ ₂	□ ₃	□ ₄	□ ₅	□ ₆	□ ₇	□ ₈	□ ₉	□ ₁₀	Very good
--------------	----------------	----------------	----------------	----------------	----------------	----------------	----------------	----------------	----------------	----------------	-----------------	--------------

16. How religious are you, if 0 signifies "not religious at all" and 10 signifies "very religious"?

Not religious at all	□ ₀	□ ₁	□ ₂	□ ₃	□ ₄	□ ₅	□ ₆	□ ₇	□ ₈	□ ₉	□ ₁₀	Very religious
----------------------------	----------------	----------------	----------------	----------------	----------------	----------------	----------------	----------------	----------------	----------------	-----------------	-------------------

1 | Personal questionnaire

Below are a few questions about your living family members.

If, for example, you have more than 10 children, please mark ⑩.

17. How many biological children do you have? ① ② ③ ④ ⑤ ⑥ ⑦ ⑧ ⑨ ⑩

18. How many adopted, foster and stepchildren do you have? ① ② ③ ④ ⑤ ⑥ ⑦ ⑧ ⑨ ⑩

19. How many grandchildren do you have? ① ② ③ ④ ⑤ ⑥ ⑦ ⑧ ⑨ ⑩

20. How many biological sisters do you have? ① ② ③ ④ ⑤ ⑥ ⑦ ⑧ ⑨ ⑩

21. How many biological brothers do you have? ① ② ③ ④ ⑤ ⑥ ⑦ ⑧ ⑨ ⑩

22. How many adopted, half- and stepsisters do you have? ① ② ③ ④ ⑤ ⑥ ⑦ ⑧ ⑨ ⑩

23. How many adopted, half- and stepbrothers do you have? ① ② ③ ④ ⑤ ⑥ ⑦ ⑧ ⑨ ⑩

24. How many of your siblings are older than you? ① ② ③ ④ ⑤ ⑥ ⑦ ⑧ ⑨ ⑩

25. How many of your biological grandparents are still alive? ① ② ③ ④

26. In total, how many people (including yourself) live in your household? ① ② ③ ④ ⑤ ⑥ ⑦ ⑧ ⑨ ⑩

27. Who lives in your household? (Select all that apply.)

I live alone

Partner

Parent(s)

Grandparent(s)

Child(ren)

Grandchild(ren)

Sibling(s)

Other relative(s)

Other non-related person(s)

28. Did your biological parents separate from each other?

No

Yes (year of separation):

And now two questions about the period up to your 16th birthday.

	Always	Often	Sometimes	Rarely	Never
29. Before you turned 16, how often was there conflict between your biological parents?	<input type="checkbox"/>	<input type="checkbox"/>	<input type="checkbox"/>	<input type="checkbox"/>	<input type="checkbox"/>

30. With whom did you grow up (entirely or predominantly) before you turned 16? (Select all that apply.)

With both of my biological parents

With my biological mother

With my biological father

With my adoptive, foster or stepmother

With my adoptive, foster or stepfather

With other relative(s)

Other, namely:

1 | Personal questionnaire

Below we have some questions about your biological parents.

31. Is your biological mother alive?

Yes

☞ Please answer questionnaire 2A about your biological mother.

No

☞ Please answer questionnaire 2B about your biological mother.

I do not know my biological mother.

☞ Please do not answer either questionnaire 2A or 2B about your biological mother.

32. Is your biological father alive?

Yes


☞ Please answer questionnaire 3A about your biological father.

No

☞ Please answer questionnaire 3B about your biological father.

I do not know my biological father.

☞ Please do not answer either questionnaire 3A or 3B about your biological father.

<h2 style="margin: 0;">2A Mother alive</h2>	 <p style="margin: 0;">Online survey option at: https://swissgen.limequery.com Token: abcde</p>															
<p>The following questions concern your biological mother. Please fill out this questionnaire only if your biological mother is still alive.</p>																
<p>1. In what year was your mother born? ✎ <input type="text"/> <input type="text"/> <input type="text"/> <input type="text"/></p>																
<p>2. In which country was your mother born? <i>(Please specify the current country/region of her birthplace.)</i></p> <table style="width: 100%; border: none;"> <tr> <td><input type="checkbox"/> Switzerland</td> <td><input type="checkbox"/> Italy</td> <td><input type="checkbox"/> Serbia</td> </tr> <tr> <td><input type="checkbox"/> Germany (West)</td> <td><input type="checkbox"/> Portugal</td> <td><input type="checkbox"/> Kosovo</td> </tr> <tr> <td><input type="checkbox"/> Germany (East)</td> <td><input type="checkbox"/> Spain</td> <td><input type="checkbox"/> Macedonia</td> </tr> <tr> <td><input type="checkbox"/> France</td> <td><input type="checkbox"/> Turkey</td> <td><input type="checkbox"/> United Kingdom</td> </tr> <tr> <td colspan="3"><input type="checkbox"/> Other, namely: ✎ _____</td> </tr> </table>		<input type="checkbox"/> Switzerland	<input type="checkbox"/> Italy	<input type="checkbox"/> Serbia	<input type="checkbox"/> Germany (West)	<input type="checkbox"/> Portugal	<input type="checkbox"/> Kosovo	<input type="checkbox"/> Germany (East)	<input type="checkbox"/> Spain	<input type="checkbox"/> Macedonia	<input type="checkbox"/> France	<input type="checkbox"/> Turkey	<input type="checkbox"/> United Kingdom	<input type="checkbox"/> Other, namely: ✎ _____		
<input type="checkbox"/> Switzerland	<input type="checkbox"/> Italy	<input type="checkbox"/> Serbia														
<input type="checkbox"/> Germany (West)	<input type="checkbox"/> Portugal	<input type="checkbox"/> Kosovo														
<input type="checkbox"/> Germany (East)	<input type="checkbox"/> Spain	<input type="checkbox"/> Macedonia														
<input type="checkbox"/> France	<input type="checkbox"/> Turkey	<input type="checkbox"/> United Kingdom														
<input type="checkbox"/> Other, namely: ✎ _____																
<p>3. In which country does your mother currently live?</p> <table style="width: 100%; border: none;"> <tr> <td><input type="checkbox"/> Switzerland</td> <td><input type="checkbox"/> Portugal</td> <td><input type="checkbox"/> Kosovo</td> </tr> <tr> <td><input type="checkbox"/> Germany</td> <td><input type="checkbox"/> Spain</td> <td><input type="checkbox"/> Macedonia</td> </tr> <tr> <td><input type="checkbox"/> France</td> <td><input type="checkbox"/> Turkey</td> <td><input type="checkbox"/> United Kingdom</td> </tr> <tr> <td><input type="checkbox"/> Italy</td> <td><input type="checkbox"/> Serbia</td> <td></td> </tr> <tr> <td colspan="3"><input type="checkbox"/> Other, namely: ✎ _____</td> </tr> </table>		<input type="checkbox"/> Switzerland	<input type="checkbox"/> Portugal	<input type="checkbox"/> Kosovo	<input type="checkbox"/> Germany	<input type="checkbox"/> Spain	<input type="checkbox"/> Macedonia	<input type="checkbox"/> France	<input type="checkbox"/> Turkey	<input type="checkbox"/> United Kingdom	<input type="checkbox"/> Italy	<input type="checkbox"/> Serbia		<input type="checkbox"/> Other, namely: ✎ _____		
<input type="checkbox"/> Switzerland	<input type="checkbox"/> Portugal	<input type="checkbox"/> Kosovo														
<input type="checkbox"/> Germany	<input type="checkbox"/> Spain	<input type="checkbox"/> Macedonia														
<input type="checkbox"/> France	<input type="checkbox"/> Turkey	<input type="checkbox"/> United Kingdom														
<input type="checkbox"/> Italy	<input type="checkbox"/> Serbia															
<input type="checkbox"/> Other, namely: ✎ _____																
<p>4. In which country (or countries) does your mother hold citizenship? <i>(Select all that apply.)</i></p> <table style="width: 100%; border: none;"> <tr> <td><input type="checkbox"/> Switzerland</td> <td><input type="checkbox"/> Portugal</td> <td><input type="checkbox"/> Kosovo</td> </tr> <tr> <td><input type="checkbox"/> Germany</td> <td><input type="checkbox"/> Spain</td> <td><input type="checkbox"/> Macedonia</td> </tr> <tr> <td><input type="checkbox"/> France</td> <td><input type="checkbox"/> Turkey</td> <td><input type="checkbox"/> United Kingdom</td> </tr> <tr> <td><input type="checkbox"/> Italy</td> <td><input type="checkbox"/> Serbia</td> <td></td> </tr> <tr> <td colspan="3"><input type="checkbox"/> Other, namely: ✎ _____</td> </tr> </table>		<input type="checkbox"/> Switzerland	<input type="checkbox"/> Portugal	<input type="checkbox"/> Kosovo	<input type="checkbox"/> Germany	<input type="checkbox"/> Spain	<input type="checkbox"/> Macedonia	<input type="checkbox"/> France	<input type="checkbox"/> Turkey	<input type="checkbox"/> United Kingdom	<input type="checkbox"/> Italy	<input type="checkbox"/> Serbia		<input type="checkbox"/> Other, namely: ✎ _____		
<input type="checkbox"/> Switzerland	<input type="checkbox"/> Portugal	<input type="checkbox"/> Kosovo														
<input type="checkbox"/> Germany	<input type="checkbox"/> Spain	<input type="checkbox"/> Macedonia														
<input type="checkbox"/> France	<input type="checkbox"/> Turkey	<input type="checkbox"/> United Kingdom														
<input type="checkbox"/> Italy	<input type="checkbox"/> Serbia															
<input type="checkbox"/> Other, namely: ✎ _____																
<p>5. What is the highest school qualification your mother has obtained? <i>(Please assign foreign or older school certificates to the best of your ability.)</i></p> <p><input type="checkbox"/> Never completed school</p> <p><input type="checkbox"/> Compulsory education</p> <p><input type="checkbox"/> University entrance qualification (Matura)</p>																
<p>6. What is the highest vocational qualification your mother has obtained?</p> <p><input type="checkbox"/> No vocational qualification</p> <p><input type="checkbox"/> Vocational education and training (e.g., apprenticeship, vocational school, trade school diploma)</p> <p><input type="checkbox"/> Higher vocational education and training (e.g., master craftsman certificate, Federal Certificate of Competence, vocational college)</p> <p><input type="checkbox"/> University of applied sciences, university of teacher education</p> <p><input type="checkbox"/> University, ETH</p>																
<p>7. What is your mother's employment status? <i>(Select all that apply.)</i></p> <table style="width: 100%; border: none;"> <tr> <td><input type="checkbox"/> Employed (incl. self-employed)</td> <td><input type="checkbox"/> In education or training (e.g., apprenticeship, university)</td> </tr> <tr> <td><input type="checkbox"/> Unemployed (RAV)</td> <td><input type="checkbox"/> Not gainfully employed (e.g., homemaker)</td> </tr> <tr> <td><input type="checkbox"/> Pensioner (AHV/IV)</td> <td></td> </tr> </table> <p>Workload: ✎ <input type="text"/> <input type="text"/> <input type="text"/> %</p>		<input type="checkbox"/> Employed (incl. self-employed)	<input type="checkbox"/> In education or training (e.g., apprenticeship, university)	<input type="checkbox"/> Unemployed (RAV)	<input type="checkbox"/> Not gainfully employed (e.g., homemaker)	<input type="checkbox"/> Pensioner (AHV/IV)										
<input type="checkbox"/> Employed (incl. self-employed)	<input type="checkbox"/> In education or training (e.g., apprenticeship, university)															
<input type="checkbox"/> Unemployed (RAV)	<input type="checkbox"/> Not gainfully employed (e.g., homemaker)															
<input type="checkbox"/> Pensioner (AHV/IV)																

2A | Mother alive

8. At the present time, how well does your mother's household fare financially, if 0 signifies "very poorly" and 10 signifies "very well"?

Very poorly											Very well
<input type="checkbox"/> 0	<input type="checkbox"/> 1	<input type="checkbox"/> 2	<input type="checkbox"/> 3	<input type="checkbox"/> 4	<input type="checkbox"/> 5	<input type="checkbox"/> 6	<input type="checkbox"/> 7	<input type="checkbox"/> 8	<input type="checkbox"/> 9	<input type="checkbox"/> 10	

9. How would you describe your mother's state of health, if 0 signifies "very poor" and 10 signifies "very good"?

Very poor											Very good
<input type="checkbox"/> 0	<input type="checkbox"/> 1	<input type="checkbox"/> 2	<input type="checkbox"/> 3	<input type="checkbox"/> 4	<input type="checkbox"/> 5	<input type="checkbox"/> 6	<input type="checkbox"/> 7	<input type="checkbox"/> 8	<input type="checkbox"/> 9	<input type="checkbox"/> 10	

10. What is your mother's marital status?

- | | |
|---|--|
| <input type="checkbox"/> Single | <input type="checkbox"/> Divorced/legally separated |
| <input type="checkbox"/> Married | <input type="checkbox"/> Annulled registered partnership |
| <input type="checkbox"/> Registered partnership | <input type="checkbox"/> Widowed |

11. Does your mother have a partner?

- | | |
|--|-----------------------------|
| <input type="checkbox"/> Yes, my biological father | <input type="checkbox"/> No |
| <input type="checkbox"/> Yes, another person | |

12. How closely do you feel connected with your mother today?

Very close	Close	Medium	Not very close	Not close at all
<input type="checkbox"/>	<input type="checkbox"/>	<input type="checkbox"/>	<input type="checkbox"/>	<input type="checkbox"/>

13. How important is your mother to you?

Very important	Important	Medium	Not very important	Not important at all
<input type="checkbox"/>	<input type="checkbox"/>	<input type="checkbox"/>	<input type="checkbox"/>	<input type="checkbox"/>

14. Do you live with your mother in the same household?

- | | |
|---|-----------------------------|
| <input type="checkbox"/> Yes continue with question 18 | <input type="checkbox"/> No |
|---|-----------------------------|

15. In what year did you stop living with your mother in the same household?

Year: I have never lived with my mother

16. How far away does your mother live from you?

- | | |
|---|--|
| <input type="checkbox"/> In the same building | <input type="checkbox"/> 25 to under 100 kilometres |
| <input type="checkbox"/> Less than 1 kilometre | <input type="checkbox"/> 100 to under 500 kilometres |
| <input type="checkbox"/> 1 to under 5 kilometres | <input type="checkbox"/> 500 kilometres or more |
| <input type="checkbox"/> 5 to under 25 kilometres | |

17. During the last 12 months, how often have you had contact with your mother (e.g., in person, by phone, by mail, text, e-mail)?

- | | |
|---|---|
| <input type="checkbox"/> Daily | <input type="checkbox"/> About once a month |
| <input type="checkbox"/> Several times a week | <input type="checkbox"/> Less than once a month |
| <input type="checkbox"/> About once a week | <input type="checkbox"/> Never |
| <input type="checkbox"/> About once every 2 weeks | |

2A | Mother alive

Below are several situations that can occur in families. How do they describe the situation between you and your biological mother?	Always	Often	Sometimes	Rarely	Never
18. I worry about my mother.	<input type="checkbox"/>	<input type="checkbox"/>	<input type="checkbox"/>	<input type="checkbox"/>	<input type="checkbox"/>
19. My mother and I have different opinions about things.	<input type="checkbox"/>	<input type="checkbox"/>	<input type="checkbox"/>	<input type="checkbox"/>	<input type="checkbox"/>
20. The emotions I have toward my mother change from time to time.	<input type="checkbox"/>	<input type="checkbox"/>	<input type="checkbox"/>	<input type="checkbox"/>	<input type="checkbox"/>
21. I feel like my mother understands me.	<input type="checkbox"/>	<input type="checkbox"/>	<input type="checkbox"/>	<input type="checkbox"/>	<input type="checkbox"/>
22. My mother appreciates me.	<input type="checkbox"/>	<input type="checkbox"/>	<input type="checkbox"/>	<input type="checkbox"/>	<input type="checkbox"/>
23. I feel obligated to help my mother when she needs me.	<input type="checkbox"/>	<input type="checkbox"/>	<input type="checkbox"/>	<input type="checkbox"/>	<input type="checkbox"/>
24. My mother and I quarrel.	<input type="checkbox"/>	<input type="checkbox"/>	<input type="checkbox"/>	<input type="checkbox"/>	<input type="checkbox"/>
25. My mother is interested in my life.	<input type="checkbox"/>	<input type="checkbox"/>	<input type="checkbox"/>	<input type="checkbox"/>	<input type="checkbox"/>
26. My mother interferes with my life too much.	<input type="checkbox"/>	<input type="checkbox"/>	<input type="checkbox"/>	<input type="checkbox"/>	<input type="checkbox"/>
27. I would support my mother financially if necessary.	<input type="checkbox"/>	<input type="checkbox"/>	<input type="checkbox"/>	<input type="checkbox"/>	<input type="checkbox"/>
28. I have mixed feelings toward my mother.	<input type="checkbox"/>	<input type="checkbox"/>	<input type="checkbox"/>	<input type="checkbox"/>	<input type="checkbox"/>
29. My mother expects too much of me.	<input type="checkbox"/>	<input type="checkbox"/>	<input type="checkbox"/>	<input type="checkbox"/>	<input type="checkbox"/>
30. My mother takes me seriously.	<input type="checkbox"/>	<input type="checkbox"/>	<input type="checkbox"/>	<input type="checkbox"/>	<input type="checkbox"/>
31. There is tension between my mother and me.	<input type="checkbox"/>	<input type="checkbox"/>	<input type="checkbox"/>	<input type="checkbox"/>	<input type="checkbox"/>
32. I feel like my mother respects me.	<input type="checkbox"/>	<input type="checkbox"/>	<input type="checkbox"/>	<input type="checkbox"/>	<input type="checkbox"/>
33. I am unhappy with my relationship with my mother.	<input type="checkbox"/>	<input type="checkbox"/>	<input type="checkbox"/>	<input type="checkbox"/>	<input type="checkbox"/>
34. There is conflict between my mother and me.	<input type="checkbox"/>	<input type="checkbox"/>	<input type="checkbox"/>	<input type="checkbox"/>	<input type="checkbox"/>
35. I would care for my mother personally if necessary.	<input type="checkbox"/>	<input type="checkbox"/>	<input type="checkbox"/>	<input type="checkbox"/>	<input type="checkbox"/>
36. My relationship with my mother overwhelms me.	<input type="checkbox"/>	<input type="checkbox"/>	<input type="checkbox"/>	<input type="checkbox"/>	<input type="checkbox"/>
37. I should behave differently toward my mother.	<input type="checkbox"/>	<input type="checkbox"/>	<input type="checkbox"/>	<input type="checkbox"/>	<input type="checkbox"/>
38. My mother criticises me too much.	<input type="checkbox"/>	<input type="checkbox"/>	<input type="checkbox"/>	<input type="checkbox"/>	<input type="checkbox"/>
39. My mother and I have a lot to say to each other.	<input type="checkbox"/>	<input type="checkbox"/>	<input type="checkbox"/>	<input type="checkbox"/>	<input type="checkbox"/>
40. My relationship with my mother is a burden to me.	<input type="checkbox"/>	<input type="checkbox"/>	<input type="checkbox"/>	<input type="checkbox"/>	<input type="checkbox"/>
41. I feel estranged from my mother.	<input type="checkbox"/>	<input type="checkbox"/>	<input type="checkbox"/>	<input type="checkbox"/>	<input type="checkbox"/>
Below are a few questions and statements about the period up to your 16th birthday.	Always	Often	Sometimes	Rarely	Never
42. Before you turned 16, how often was there tension between you and your mother?	<input type="checkbox"/>	<input type="checkbox"/>	<input type="checkbox"/>	<input type="checkbox"/>	<input type="checkbox"/>
43. Before you turned 16, how often did you and your mother experience conflict?	<input type="checkbox"/>	<input type="checkbox"/>	<input type="checkbox"/>	<input type="checkbox"/>	<input type="checkbox"/>
44. My mother was there for me when I needed her.	<input type="checkbox"/>	<input type="checkbox"/>	<input type="checkbox"/>	<input type="checkbox"/>	<input type="checkbox"/>
45. My mother had clear rules and instructions that I had to follow.	<input type="checkbox"/>	<input type="checkbox"/>	<input type="checkbox"/>	<input type="checkbox"/>	<input type="checkbox"/>
46. My mother punished me severely, even for little things.	<input type="checkbox"/>	<input type="checkbox"/>	<input type="checkbox"/>	<input type="checkbox"/>	<input type="checkbox"/>
47. My mother showed me that she loved me.	<input type="checkbox"/>	<input type="checkbox"/>	<input type="checkbox"/>	<input type="checkbox"/>	<input type="checkbox"/>
48. My mother put pressure on me.	<input type="checkbox"/>	<input type="checkbox"/>	<input type="checkbox"/>	<input type="checkbox"/>	<input type="checkbox"/>
49. My mother praised me.	<input type="checkbox"/>	<input type="checkbox"/>	<input type="checkbox"/>	<input type="checkbox"/>	<input type="checkbox"/>

2A | Mother alive

Now we would like to know whether you have given or received support in the last 12 months.	Daily	Weekly	Monthly	Rarely	Never
50. During the last <u>12 months</u> , how frequently have you <u>received</u> the following help from your mother?					
Help around the house, with shopping, paperwork or similar	<input type="checkbox"/>	<input type="checkbox"/>	<input type="checkbox"/>	<input type="checkbox"/>	<input type="checkbox"/>
Emotional support (e.g., advice, consolation)	<input type="checkbox"/>	<input type="checkbox"/>	<input type="checkbox"/>	<input type="checkbox"/>	<input type="checkbox"/>
Care (e.g., personal care, help with getting up and dressing)	<input type="checkbox"/>	<input type="checkbox"/>	<input type="checkbox"/>	<input type="checkbox"/>	<input type="checkbox"/>
Help with childcare (select "Never" if you have no children)	<input type="checkbox"/>	<input type="checkbox"/>	<input type="checkbox"/>	<input type="checkbox"/>	<input type="checkbox"/>
51. During the last <u>12 months</u> , how frequently have you <u>given</u> the following help to your mother?					
Help around the house, with shopping, paperwork or similar	<input type="checkbox"/>	<input type="checkbox"/>	<input type="checkbox"/>	<input type="checkbox"/>	<input type="checkbox"/>
Emotional support (e.g., advice, consolation)	<input type="checkbox"/>	<input type="checkbox"/>	<input type="checkbox"/>	<input type="checkbox"/>	<input type="checkbox"/>
Care (e.g., personal care, help with getting up and dressing)	<input type="checkbox"/>	<input type="checkbox"/>	<input type="checkbox"/>	<input type="checkbox"/>	<input type="checkbox"/>
52. During the last <u>12 months</u> , have you <u>received</u> monetary gifts, material gifts or payments from your mother? <i>(This includes joint gifts or payments that you have received from both of your biological parents. In this case, please select half the amount.)</i>					
<input type="checkbox"/> Yes, total:	<input type="checkbox"/> Up to 500 CHF	<input type="checkbox"/> Up to 5,000 CHF	<input type="checkbox"/> 10,000 CHF or more		
<input type="checkbox"/> No	<input type="checkbox"/> Up to 1,000 CHF	<input type="checkbox"/> Up to 10,000 CHF			
53. During the last <u>12 months</u> , have you <u>given</u> monetary gifts, material gifts or payments to your mother? <i>(This includes joint gifts or payments that you have given to both of your biological parents. In this case, please select half the amount.)</i>					
<input type="checkbox"/> Yes, total:	<input type="checkbox"/> Up to 500 CHF	<input type="checkbox"/> Up to 5,000 CHF	<input type="checkbox"/> 10,000 CHF or more		
<input type="checkbox"/> No	<input type="checkbox"/> Up to 1,000 CHF	<input type="checkbox"/> Up to 10,000 CHF			
54. Has your mother <u>ever received</u> an inheritance?					
<input type="checkbox"/> Yes, total:	<input type="checkbox"/> Up to 5,000 CHF	<input type="checkbox"/> Up to 100,000 CHF	<input type="checkbox"/> Up to 1,000,000 CHF		
<input type="checkbox"/> No	<input type="checkbox"/> Up to 25,000 CHF	<input type="checkbox"/> Up to 250,000 CHF	<input type="checkbox"/> 1,000,000 CHF or more		
	<input type="checkbox"/> Up to 50,000 CHF	<input type="checkbox"/> Up to 500,000 CHF	<input type="checkbox"/> Don't know		
55. Do you think that you <u>will receive an inheritance</u> from your mother <u>at some point</u> ? <i>(This includes joint inheritances that you will receive from both of your biological parents. In this case, please select half the amount.)</i>					
<input type="checkbox"/> Yes, total:	<input type="checkbox"/> Up to 5,000 CHF	<input type="checkbox"/> Up to 100,000 CHF	<input type="checkbox"/> Up to 1,000,000 CHF		
<input type="checkbox"/> No	<input type="checkbox"/> Up to 25,000 CHF	<input type="checkbox"/> Up to 250,000 CHF	<input type="checkbox"/> 1,000,000 CHF or more		
	<input type="checkbox"/> Up to 50,000 CHF	<input type="checkbox"/> Up to 500,000 CHF	<input type="checkbox"/> Don't know		
56. Did you <u>ever receive</u> one or more large <u>gifts</u> from your mother (e.g., money, valuables, property)? <i>(This includes joint gifts that you received from both of your biological parents. In this case, please select half the amount.)</i>					
<input type="checkbox"/> Yes, total:	<input type="checkbox"/> Up to 5,000 CHF	<input type="checkbox"/> Up to 100,000 CHF	<input type="checkbox"/> Up to 1,000,000 CHF		
<input type="checkbox"/> No	<input type="checkbox"/> Up to 25,000 CHF	<input type="checkbox"/> Up to 250,000 CHF	<input type="checkbox"/> 1,000,000 CHF or more		
	<input type="checkbox"/> Up to 50,000 CHF	<input type="checkbox"/> Up to 500,000 CHF			
57. Do you think that you <u>will receive a large gift</u> from your mother <u>at some point</u> ? <i>(This includes joint gifts that you will receive from both of your biological parents. In this case, please select half the amount.)</i>					
<input type="checkbox"/> Yes, total:	<input type="checkbox"/> Up to 5,000 CHF	<input type="checkbox"/> Up to 100,000 CHF	<input type="checkbox"/> Up to 1,000,000 CHF		
<input type="checkbox"/> No	<input type="checkbox"/> Up to 25,000 CHF	<input type="checkbox"/> Up to 250,000 CHF	<input type="checkbox"/> 1,000,000 CHF or more		
	<input type="checkbox"/> Up to 50,000 CHF	<input type="checkbox"/> Up to 500,000 CHF	<input type="checkbox"/> Don't know		

2B | Mother deceased



Online survey option at:
<https://swissgen.limequery.com>
 Token: abcde

The following questions concern your biological mother.
 Please fill out this questionnaire only if your biological mother has passed away.

1. In what year was your mother born?

2. In which country was your mother born?
 (Please specify the current country/region of her birthplace.)

- | | | |
|---|-----------------------------------|---|
| <input type="checkbox"/> Switzerland | <input type="checkbox"/> Italy | <input type="checkbox"/> Serbia |
| <input type="checkbox"/> Germany (West) | <input type="checkbox"/> Portugal | <input type="checkbox"/> Kosovo |
| <input type="checkbox"/> Germany (East) | <input type="checkbox"/> Spain | <input type="checkbox"/> Macedonia |
| <input type="checkbox"/> France | <input type="checkbox"/> Turkey | <input type="checkbox"/> United Kingdom |
| <input type="checkbox"/> Other, namely: _____ | | |

3. In which country did your mother live at the time of her passing?

- | | | |
|---|-----------------------------------|---|
| <input type="checkbox"/> Switzerland | <input type="checkbox"/> Portugal | <input type="checkbox"/> Kosovo |
| <input type="checkbox"/> Germany | <input type="checkbox"/> Spain | <input type="checkbox"/> Macedonia |
| <input type="checkbox"/> France | <input type="checkbox"/> Turkey | <input type="checkbox"/> United Kingdom |
| <input type="checkbox"/> Italy | <input type="checkbox"/> Serbia | |
| <input type="checkbox"/> Other, namely: _____ | | |

4. In which country (or countries) did your mother hold citizenship? (Select all that apply.)

- | | | |
|---|-----------------------------------|---|
| <input type="checkbox"/> Switzerland | <input type="checkbox"/> Portugal | <input type="checkbox"/> Kosovo |
| <input type="checkbox"/> Germany | <input type="checkbox"/> Spain | <input type="checkbox"/> Macedonia |
| <input type="checkbox"/> France | <input type="checkbox"/> Turkey | <input type="checkbox"/> United Kingdom |
| <input type="checkbox"/> Italy | <input type="checkbox"/> Serbia | |
| <input type="checkbox"/> Other, namely: _____ | | |

5. What was the highest school qualification your mother obtained?
 (Please assign foreign or older school certificates to the best of your ability.)

- Never completed school
 Compulsory education
 University entrance qualification (Matura)

6. What was the highest vocational qualification your mother obtained?

- No vocational qualification
 Vocational education and training (e.g., apprenticeship, vocational school, trade school diploma)
 Higher vocational education and training (e.g., master craftsman certificate, Federal Certificate of Competence, vocational college)
 University of applied sciences, university of teacher education
 University, ETH

7. What was your mother's employment status at the time of her passing? (Select all that apply.)

- | | |
|---|--|
| <input type="checkbox"/> Employed (incl. self-employed) | <input type="checkbox"/> In education or training (e.g., apprenticeship, university) |
| <input type="checkbox"/> Unemployed (RAV) | <input type="checkbox"/> Not gainfully employed (e.g., homemaker) |
| <input type="checkbox"/> Pensioner (AHV/IV) | |
- Workload: %

2B | Mother deceased

8. How well did your mother's household fare financially at the time of her passing, if 0 signifies "very poorly" and 10 signifies "very well"?

Very poorly											Very well
<input type="checkbox"/>	<input type="checkbox"/>	<input type="checkbox"/>	<input type="checkbox"/>	<input type="checkbox"/>	<input type="checkbox"/>	<input type="checkbox"/>	<input type="checkbox"/>	<input type="checkbox"/>	<input type="checkbox"/>	<input type="checkbox"/>	<input type="checkbox"/>

9. During the 12 months prior to her passing, how would you describe your mother's state of health, if 0 signifies "very poor" and 10 signifies "very good"?

Very poor											Very good
<input type="checkbox"/>	<input type="checkbox"/>	<input type="checkbox"/>	<input type="checkbox"/>	<input type="checkbox"/>	<input type="checkbox"/>	<input type="checkbox"/>	<input type="checkbox"/>	<input type="checkbox"/>	<input type="checkbox"/>	<input type="checkbox"/>	<input type="checkbox"/>

10. What was your mother's marital status at the time of her passing?

- | | |
|---|--|
| <input type="checkbox"/> Single | <input type="checkbox"/> Divorced/legally separated |
| <input type="checkbox"/> Married | <input type="checkbox"/> Annulled registered partnership |
| <input type="checkbox"/> Registered partnership | <input type="checkbox"/> Widowed |

11. Did your mother have a partner at the time of her passing?

- | | |
|--|-----------------------------|
| <input type="checkbox"/> Yes, my biological father | <input type="checkbox"/> No |
| <input type="checkbox"/> Yes, another person | |

12. How closely did you feel connected with your mother?

Very close	Close	Medium	Not very close	Not close at all
<input type="checkbox"/>	<input type="checkbox"/>	<input type="checkbox"/>	<input type="checkbox"/>	<input type="checkbox"/>

13. How important was your mother to you?

Very important	Important	Medium	Not very important	Not important at all
<input type="checkbox"/>	<input type="checkbox"/>	<input type="checkbox"/>	<input type="checkbox"/>	<input type="checkbox"/>

14. At the time of her passing, did you live with your mother in the same household?

- | | |
|---|-----------------------------|
| <input type="checkbox"/> Yes  continue with question 18 | <input type="checkbox"/> No |
|---|-----------------------------|

15. In what year did you stop living with your mother in the same household?

Year: I never lived with my mother

16. At the time of her passing, how far away did your mother live from you?

- | | |
|---|--|
| <input type="checkbox"/> In the same building | <input type="checkbox"/> 25 to under 100 kilometres |
| <input type="checkbox"/> Less than 1 kilometre | <input type="checkbox"/> 100 to under 500 kilometres |
| <input type="checkbox"/> 1 to under 5 kilometres | <input type="checkbox"/> 500 kilometres or more |
| <input type="checkbox"/> 5 to under 25 kilometres | |

17. During the 12 months prior to her passing, how often did you have contact with your mother (e.g., in person, by phone, by mail, text, e-mail)?

- | | |
|---|---|
| <input type="checkbox"/> Daily | <input type="checkbox"/> About once a month |
| <input type="checkbox"/> Several times a week | <input type="checkbox"/> Less than once a month |
| <input type="checkbox"/> About once a week | <input type="checkbox"/> Never |
| <input type="checkbox"/> About once every 2 weeks | |

2B | Mother deceased

Below are several situations that can occur in families. How do they describe the situation between you and your biological mother during the last 12 months before her passing?	Always	Often	Sometimes	Rarely	Never
18. I worried about my mother.	<input type="checkbox"/>	<input type="checkbox"/>	<input type="checkbox"/>	<input type="checkbox"/>	<input type="checkbox"/>
19. My mother and I had different opinions about things.	<input type="checkbox"/>	<input type="checkbox"/>	<input type="checkbox"/>	<input type="checkbox"/>	<input type="checkbox"/>
20. The emotions I had toward my mother changed from time to time.	<input type="checkbox"/>	<input type="checkbox"/>	<input type="checkbox"/>	<input type="checkbox"/>	<input type="checkbox"/>
21. I felt like my mother understood me.	<input type="checkbox"/>	<input type="checkbox"/>	<input type="checkbox"/>	<input type="checkbox"/>	<input type="checkbox"/>
22. My mother appreciated me.	<input type="checkbox"/>	<input type="checkbox"/>	<input type="checkbox"/>	<input type="checkbox"/>	<input type="checkbox"/>
23. I felt obligated to help my mother when she needed me.	<input type="checkbox"/>	<input type="checkbox"/>	<input type="checkbox"/>	<input type="checkbox"/>	<input type="checkbox"/>
24. My mother and I quarrelled.	<input type="checkbox"/>	<input type="checkbox"/>	<input type="checkbox"/>	<input type="checkbox"/>	<input type="checkbox"/>
25. My mother was interested in my life.	<input type="checkbox"/>	<input type="checkbox"/>	<input type="checkbox"/>	<input type="checkbox"/>	<input type="checkbox"/>
26. My mother interfered with my life too much.	<input type="checkbox"/>	<input type="checkbox"/>	<input type="checkbox"/>	<input type="checkbox"/>	<input type="checkbox"/>
27. I (would have) supported my mother financially if necessary.	<input type="checkbox"/>	<input type="checkbox"/>	<input type="checkbox"/>	<input type="checkbox"/>	<input type="checkbox"/>
28. I had mixed feelings toward my mother.	<input type="checkbox"/>	<input type="checkbox"/>	<input type="checkbox"/>	<input type="checkbox"/>	<input type="checkbox"/>
29. My mother expected too much of me.	<input type="checkbox"/>	<input type="checkbox"/>	<input type="checkbox"/>	<input type="checkbox"/>	<input type="checkbox"/>
30. My mother took me seriously.	<input type="checkbox"/>	<input type="checkbox"/>	<input type="checkbox"/>	<input type="checkbox"/>	<input type="checkbox"/>
31. There was tension between my mother and me.	<input type="checkbox"/>	<input type="checkbox"/>	<input type="checkbox"/>	<input type="checkbox"/>	<input type="checkbox"/>
32. I felt like my mother respected me.	<input type="checkbox"/>	<input type="checkbox"/>	<input type="checkbox"/>	<input type="checkbox"/>	<input type="checkbox"/>
33. I was unhappy with my relationship with my mother.	<input type="checkbox"/>	<input type="checkbox"/>	<input type="checkbox"/>	<input type="checkbox"/>	<input type="checkbox"/>
34. There was conflict between my mother and me.	<input type="checkbox"/>	<input type="checkbox"/>	<input type="checkbox"/>	<input type="checkbox"/>	<input type="checkbox"/>
35. I (would have) cared for my mother personally if necessary.	<input type="checkbox"/>	<input type="checkbox"/>	<input type="checkbox"/>	<input type="checkbox"/>	<input type="checkbox"/>
36. My relationship with my mother overwhelmed me.	<input type="checkbox"/>	<input type="checkbox"/>	<input type="checkbox"/>	<input type="checkbox"/>	<input type="checkbox"/>
37. I should have behaved differently toward my mother.	<input type="checkbox"/>	<input type="checkbox"/>	<input type="checkbox"/>	<input type="checkbox"/>	<input type="checkbox"/>
38. My mother criticised me too much.	<input type="checkbox"/>	<input type="checkbox"/>	<input type="checkbox"/>	<input type="checkbox"/>	<input type="checkbox"/>
39. My mother and I had a lot to say to each other.	<input type="checkbox"/>	<input type="checkbox"/>	<input type="checkbox"/>	<input type="checkbox"/>	<input type="checkbox"/>
40. My relationship with my mother was a burden to me.	<input type="checkbox"/>	<input type="checkbox"/>	<input type="checkbox"/>	<input type="checkbox"/>	<input type="checkbox"/>
41. I felt estranged from my mother.	<input type="checkbox"/>	<input type="checkbox"/>	<input type="checkbox"/>	<input type="checkbox"/>	<input type="checkbox"/>
Below are a few questions and statements about the period up to your 16th birthday.	Always	Often	Sometimes	Rarely	Never
42. Before you turned 16, how often was there tension between you and your mother?	<input type="checkbox"/>	<input type="checkbox"/>	<input type="checkbox"/>	<input type="checkbox"/>	<input type="checkbox"/>
43. Before you turned 16, how often did you and your mother experience conflict?	<input type="checkbox"/>	<input type="checkbox"/>	<input type="checkbox"/>	<input type="checkbox"/>	<input type="checkbox"/>
44. My mother was there for me when I needed her.	<input type="checkbox"/>	<input type="checkbox"/>	<input type="checkbox"/>	<input type="checkbox"/>	<input type="checkbox"/>
45. My mother had clear rules and instructions that I had to follow.	<input type="checkbox"/>	<input type="checkbox"/>	<input type="checkbox"/>	<input type="checkbox"/>	<input type="checkbox"/>
46. My mother punished me severely, even for little things.	<input type="checkbox"/>	<input type="checkbox"/>	<input type="checkbox"/>	<input type="checkbox"/>	<input type="checkbox"/>
47. My mother showed me that she loved me.	<input type="checkbox"/>	<input type="checkbox"/>	<input type="checkbox"/>	<input type="checkbox"/>	<input type="checkbox"/>
48. My mother put pressure on me.	<input type="checkbox"/>	<input type="checkbox"/>	<input type="checkbox"/>	<input type="checkbox"/>	<input type="checkbox"/>
49. My mother praised me.	<input type="checkbox"/>	<input type="checkbox"/>	<input type="checkbox"/>	<input type="checkbox"/>	<input type="checkbox"/>

2B | Mother deceased

Now we would like to know whether you gave or received support during the last 12 months before your mother's passing.	Daily	Weekly	Monthly	Rarely	Never
50. During the last <u>12 months</u> before her passing, how frequently did you <u>receive</u> the following help from your mother?					
Help around the house, with shopping, paperwork or similar	<input type="checkbox"/>	<input type="checkbox"/>	<input type="checkbox"/>	<input type="checkbox"/>	<input type="checkbox"/>
Emotional support (e.g., advice, consolation)	<input type="checkbox"/>	<input type="checkbox"/>	<input type="checkbox"/>	<input type="checkbox"/>	<input type="checkbox"/>
Care (e.g., personal care, help with getting up and dressing)	<input type="checkbox"/>	<input type="checkbox"/>	<input type="checkbox"/>	<input type="checkbox"/>	<input type="checkbox"/>
Help with childcare (select "Never" if you have no children)	<input type="checkbox"/>	<input type="checkbox"/>	<input type="checkbox"/>	<input type="checkbox"/>	<input type="checkbox"/>
51. During the last <u>12 months</u> before her passing, how frequently did you <u>give</u> the following help to your mother?					
Help around the house, with shopping, paperwork or similar	<input type="checkbox"/>	<input type="checkbox"/>	<input type="checkbox"/>	<input type="checkbox"/>	<input type="checkbox"/>
Emotional support (e.g., advice, consolation)	<input type="checkbox"/>	<input type="checkbox"/>	<input type="checkbox"/>	<input type="checkbox"/>	<input type="checkbox"/>
Care (e.g., personal care, help with getting up and dressing)	<input type="checkbox"/>	<input type="checkbox"/>	<input type="checkbox"/>	<input type="checkbox"/>	<input type="checkbox"/>
52. During the last <u>12 months</u> before her passing, did you <u>receive</u> monetary gifts, material gifts or payments from your mother? (This includes joint gifts or payments that you received from both of your biological parents. In this case, please select <u>half the amount</u> .)					
<input type="checkbox"/> Yes, total:	<input type="checkbox"/> Up to 500 CHF	<input type="checkbox"/> Up to 5,000 CHF	<input type="checkbox"/> 10,000 CHF or more		
<input type="checkbox"/> No	<input type="checkbox"/> Up to 1,000 CHF	<input type="checkbox"/> Up to 10,000 CHF			
53. During the last <u>12 months</u> before her passing, did you <u>give</u> monetary gifts, material gifts or payments to your mother? (This includes joint gifts or payments that you gave to both of your biological parents. In this case, please select <u>half the amount</u> .)					
<input type="checkbox"/> Yes, total:	<input type="checkbox"/> Up to 500 CHF	<input type="checkbox"/> Up to 5,000 CHF	<input type="checkbox"/> 10,000 CHF or more		
<input type="checkbox"/> No	<input type="checkbox"/> Up to 1,000 CHF	<input type="checkbox"/> Up to 10,000 CHF			
54. Did your mother <u>ever receive</u> an inheritance?					
<input type="checkbox"/> Yes, total:	<input type="checkbox"/> Up to 5,000 CHF	<input type="checkbox"/> Up to 100,000 CHF	<input type="checkbox"/> Up to 1,000,000 CHF		
<input type="checkbox"/> No	<input type="checkbox"/> Up to 25,000 CHF	<input type="checkbox"/> Up to 250,000 CHF	<input type="checkbox"/> 1,000,000 CHF or more		
	<input type="checkbox"/> Up to 50,000 CHF	<input type="checkbox"/> Up to 500,000 CHF	<input type="checkbox"/> Don't know		
55. Did you <u>receive</u> an inheritance from your mother? (This includes joint inheritances that you received from both of your biological parents. In this case, please select <u>half the amount</u> .)					
<input type="checkbox"/> Yes, total:	<input type="checkbox"/> Up to 5,000 CHF	<input type="checkbox"/> Up to 100,000 CHF	<input type="checkbox"/> Up to 1,000,000 CHF		
<input type="checkbox"/> No	<input type="checkbox"/> Up to 25,000 CHF	<input type="checkbox"/> Up to 250,000 CHF	<input type="checkbox"/> 1,000,000 CHF or more		
	<input type="checkbox"/> Up to 50,000 CHF	<input type="checkbox"/> Up to 500,000 CHF			
56. Did you <u>ever receive</u> one or more large gifts from your mother (e.g., money, valuables, property)? (This includes joint gifts that you received from both of your biological parents. In this case, please select <u>half the amount</u> .)					
<input type="checkbox"/> Yes, total:	<input type="checkbox"/> Up to 5,000 CHF	<input type="checkbox"/> Up to 100,000 CHF	<input type="checkbox"/> Up to 1,000,000 CHF		
<input type="checkbox"/> No	<input type="checkbox"/> Up to 25,000 CHF	<input type="checkbox"/> Up to 250,000 CHF	<input type="checkbox"/> 1,000,000 CHF or more		
	<input type="checkbox"/> Up to 50,000 CHF	<input type="checkbox"/> Up to 500,000 CHF			
57. In what year did your mother pass away?					
	<input type="text"/>	<input type="text"/>	<input type="text"/>	<input type="text"/>	<input type="text"/>

Results

Introduction

Tables

The largest part of this book offers the answers to the SwissGen questions. This introduction provides general information on tables, respondents and factors and is followed by the list of tables. These are presented in two sections. First, the responses to the personal questionnaire are documented, then the answers about the parents.

The tables are numbered and printed in the order of the questions in the questionnaires (see Figure 1). Thus, one can easily look up the exact wording of the questions in the previous chapter of this book. The numbering of the tables based on the personal questionnaire start with a “P”. If the parent is alive, the numbering of the corresponding tables presenting the information on living parents begins with an “A”. If the parent is deceased, it starts with “D”. The corresponding tables for living and deceased parents are printed on opposite pages, which allows for direct comparisons.

Information on living mothers and fathers is combined, as is information on deceased mothers and fathers. This corresponds to the procedure in the analysis volume (see the Overview of this book). The books complement one another. What is presented in figures in the analysis volume is backed up here with the exact corresponding numbers. The same procedure is applied in regard to respondents and variables accordingly (see below). Of course, the analysis volume can only present selected results and examine those more closely. The present volume, however, documents all responses to the questionnaires.

All percentages in these tables are row percentages. In general, they add up to 100 per cent – except for a few questions allowing multiple answers. The number of cases mentioned at the bottom of each table is unweighted. The percentages are weighted and thus provide information for the population and not just for the sample.

Respondents

The results of the personal questionnaire refer to all respondents. The results for relationships with living parents include only respondents with living mothers or fathers. Since SwissGen refers to intergenerational relations in Switzerland, the results do not include relationships where both generations lived outside of Switzerland at the time relevant to the survey. As in the analysis volume and in the right part of Table 7, the results on deceased parents therefore exclude cases in which the respondents migrated to Switzerland after the parent passed away. Also, since SwissGen focuses on adults, relationships are not considered if parents passed away before the respondent reached the age of majority (i.e., before they turned 18). However, adult children in Switzerland whose parents live abroad are included.

Factors

In addition to general responses to the survey questions, the following tables also consider several potential factors that may have influenced these responses. These factors represent individual opportunities and needs, family structures and societal contexts and are, again, treated identically here as they are in the analysis volume. They refer to education, finances, age, gender, migration and region, and they all relate to the respondents themselves at the time of the survey. The number of cases and percentages can be found in Table 6 and 7. The variables are operationalised as follows (see also the Appendix of the analysis volume):

“Education” refers to the respondent’s highest education and considers both school and vocational qualifications (Questions 6 and 7 of the personal questionnaire). Three educational classes are distinguished: “low”, “medium” and “high”, drawing on the International Standard Classification of Education (ISCED). The “low” category refers to education below the upper-secondary level (ISCED 0, 1, 2). Upper-secondary or post-secondary non-tertiary education (i.e., vocational training or higher education entrance qualification; ISCED 3, 4) are regarded as “medium”. Finally, educational attainment on ISCED level 5 or higher (i.e., tertiary education) falls into the “high” category.

The “Finances” variable is derived from Question 9 of the personal questionnaire: “At the present time, how well does your household fare financially,

if 0 signifies ‘very poorly’ and 10 signifies ‘very well?’” Here, the responses are summarised into five categories: “--” (values 0–1), “-” (2–3), “o” (4–6), “+” (7–8), “+ +” (9–10).

The age groups are divided into respondents in their early adulthood (aged 18–29 years), middle adulthood (aged 30–59 years) and late adulthood (aged 60 years or older). When interpreting the results for young adults with deceased parents, one has to bear in mind that this specific group consists of only a few cases (see Table 7).

To capture gender differences, the tables presenting answers to the personal questionnaire distinguish between female and male respondents. Gender is also taken into account in regard to intergenerational relations, and the tables thus differentiate between daughter-mother, daughter-father, son-mother and son-father relationships.

Respondents are divided into three migration groups based on their country of birth (Question P3) and their parents’ country of birth (AD2). While foreign-born respondents are defined as “1st generation”, those who were born in Switzerland but have at least one parent who entered Switzerland as a migrant are regarded as “2nd generation”. In turn, Swiss-born respondents whose parents were both born in Switzerland form the “No migration” group.

Finally, potential regional differences are taken into account by differentiating between German, French and Italian Switzerland.

Topics

Persons

Birth, gender, country

P1	Year of birth
P2	Gender
P3	Country of birth
P4	Age in Switzerland
P5	Citizenship

Qualification, employment

P6	School qualification
P7	Vocational qualification
P8-1	Employment status
P8-2	Workload

Finances

P9	Financial well-being
P10	Assets
P11	Property owner

Partnership

P12/13	Marital status
--------	----------------

Ratings

P14	Life satisfaction
P15	Health
P16	Religiosity

Family members

P17	Biological children
P18	Adopted, foster, stepchildren
P19	Grandchildren
P20	Biological sisters
P21	Biological brothers
P22	Adopted, half-, stepsisters
P23	Adopted, half-, stepbrothers
P24	Older siblings
P25	Living grandparents

Household

P26	People in household
P27	Household members

Parents

P28	Parents' separation
P29	Conflict between parents
P30	Growing up with
P31/32	Parents alive

Parents

Birth, gender, country

AD1	Year of birth
AD2	Country of birth
AD3	Current country
AD4	Citizenship

Qualification, employment

AD5	School qualification
AD6	Vocational qualification
AD7-1	Employment status
AD7-2	Workload

Finances, health

AD8 Financial well-being
AD9 Health

Partnership

AD10/11 Marital status

Closeness, importance

AD12 Closeness
AD13 Importance

Residence, distance, contact

AD14 Distance incl. coresidence
AD15 Move-out date
AD16 Distance excl. coresidence
AD17 Contact

Situations

AD18 Worries
AD19 Different opinions
AD20 Changing emotions
AD21 Understanding
AD22 Appreciation
AD23 Obligation
AD24 Quarrel
AD25 Interest
AD26 Interference
AD27 Support
AD28 Mixed feelings
AD29 Expectations
AD30 Seriousness
AD31 Tension
AD32 Respect
AD33 Unhappiness
AD34 Conflict
AD35 Care

AD36 Overwhelmed
AD37 Different behaviour
AD38 Criticism
AD39 Talking
AD40 Burdens
AD41 Estrangement

Childhood

AD42 Tension
AD43 Conflict
AD44 Reliability
AD45 Rules
AD46 Punishment
AD47 Love
AD48 Pressure
AD49 Praise

Support

AD50-1 Received help
AD50-2 Received emotional support
AD50-3 Received care
AD50-4 Received childcare
AD51-1 Given help
AD51-2 Given emotional support
AD51-3 Given care
AD52 Received money
AD53 Given money
AD54 Inheritance parents
AD55 Expected/received inheritance
AD56 Received large gift
A57 Expected large gift

Parents' death

D57 Year of passing away

Persons

Table P1: Year of birth

	1918–1940	1941–1955	1956–1970	1971–1985	1986–2000
Education					
Low	19.4	22.8	24.6	18.0	15.2
Medium	9.1	20.9	26.8	19.9	23.2
High	4.4	15.8	25.9	34.0	19.9
Finances					
--	13.9	12.3	36.6	20.2	17.1
-	7.1	14.3	27.3	27.7	23.6
o	7.5	18.3	25.1	26.7	22.4
+	6.4	16.7	26.1	27.5	23.3
++	10.7	24.6	26.8	21.2	16.8
Age					
18–29	0.0	0.0	0.0	0.0	100.0
30–59	0.0	0.0	41.8	48.0	10.2
60+	27.1	59.1	13.7	0.0	0.0
Gender					
Female	11.0	19.6	26.0	23.2	20.2
Male	6.2	18.8	26.1	27.0	22.0
Migration					
1st generation	7.2	13.7	26.3	36.0	16.8
2nd generation	4.4	9.7	29.4	22.6	33.9
No migration	10.0	25.1	25.1	19.5	20.5
Region					
German	8.5	19.5	26.5	24.9	20.7
French	9.7	18.0	25.0	26.2	21.2
Italian	10.4	21.9	28.5	19.9	19.4
All	8.8	19.2	26.2	25.0	20.8

Source: SwissGen. 10,512 cases, per cent, weighted.

Table P2: Gender

	Female	Male	Daughter-mother	Daughter-father	Son-mother	Son-father
Education						
Low	62.4	37.6	18.8	18.3	31.7	31.2
Medium	54.2	45.8	23.1	22.7	27.3	27.0
High	46.2	53.8	27.0	26.8	23.2	22.9
Finances						
--	53.1	46.9	23.5	23.3	26.4	26.9
-	46.7	53.3	26.6	26.3	23.6	23.5
o	52.7	47.3	24.0	23.4	26.5	26.1
+	51.1	48.9	24.6	24.3	25.7	25.4
++	53.4	46.6	23.4	23.2	26.8	26.7
Age						
18-29	51.7	48.4	24.5	23.8	26.1	25.5
30-59	50.4	49.6	24.9	24.6	25.3	25.1
60+	55.9	44.1	22.1	21.9	28.2	27.8
Gender						
Female	100.0	0.0	50.4	49.7	0.0	0.0
Male	0.0	100.0	0.0	0.0	50.3	49.7
Migration						
1st generation	50.9	49.2	24.7	24.2	25.8	25.3
2nd generation	50.3	49.7	25.0	24.7	25.2	25.2
No migration	53.2	46.8	23.4	23.4	26.6	26.6
Region						
German	52.1	47.9	24.1	23.8	26.2	25.9
French	53.2	46.8	23.6	23.2	26.8	26.4
Italian	50.0	50.0	25.1	24.7	25.2	25.0
All						
	52.3	47.7	24.0	23.7	26.3	26.0

Source: SwissGen. 10,242/20,109 cases, per cent, weighted.

Table P3: Country of birth

	Switzerland	Germany	France	Italy	Other
Education					
Low	44.3	0.9	1.7	9.0	44.2
Medium	76.0	4.4	1.4	2.4	15.9
High	68.0	7.2	3.1	3.1	18.6
Finances					
--	46.8	4.2	1.2	8.2	39.6
-	56.4	3.6	2.3	2.0	35.8
o	61.0	3.1	2.9	5.2	27.8
+	70.7	5.4	2.3	4.0	17.7
++	78.0	6.7	1.0	1.3	12.9
Age					
18-29	78.3	1.9	1.9	1.7	16.2
30-59	60.4	6.0	2.2	3.3	28.1
60+	74.9	4.7	1.9	5.2	13.3
Gender					
Female	68.9	5.2	2.1	3.1	20.7
Male	67.2	4.7	2.0	4.1	22.0
Migration					
1st generation	0.0	15.3	6.6	11.5	66.7
2nd generation	100.0	0.0	0.0	0.0	0.0
No migration	100.0	0.0	0.0	0.0	0.0
Region					
German	71.5	6.3	0.4	2.2	19.6
French	60.0	1.2	7.4	4.4	27.1
Italian	54.8	2.1	0.2	24.7	18.3
All	68.0	4.9	2.1	3.7	21.4

Source: SwissGen. 10,542 cases, per cent, weighted.

Table P4: Age since living in Switzerland

	Birth	Age <18	Age 18-29	Age 30-59	Age 60+
Education					
Low	43.5	8.9	29.7	17.8	0.0
Medium	75.6	7.3	11.5	5.5	0.2
High	67.4	4.9	12.5	14.9	0.4
Finances					
--	46.9	6.4	20.9	24.7	1.1
-	54.9	9.1	22.9	12.9	0.2
o	60.9	7.8	18.7	12.3	0.3
+	70.2	6.8	12.4	10.5	0.1
++	77.2	4.6	9.6	8.2	0.3
Age					
18-29	77.9	12.4	9.7	0.0	0.0
30-59	59.7	6.4	18.1	15.9	0.0
60+	74.3	4.3	12.1	8.5	0.8
Gender					
Female	68.2	6.0	15.2	10.3	0.4
Male	66.7	7.2	13.8	12.1	0.2
Migration					
1st generation	1.6	19.4	45.0	33.3	0.8
2nd generation	94.9	1.7	2.0	1.4	0.0
No migration	99.7	0.2	0.0	0.1	0.0
Region					
German	71.1	5.5	13.4	9.8	0.3
French	59.1	9.0	18.1	13.6	0.3
Italian	54.2	11.1	19.1	15.2	0.4
All	67.5	6.6	14.7	10.9	0.3

Source: SwissGen. 10,383 cases, per cent, weighted.

Table P5: Citizenship

	Switzerland	Germany	France	Italy	Other
Education					
Low	56.8	1.0	3.0	11.5	41.6
Medium	84.0	4.4	2.0	6.7	15.7
High	76.4	7.8	5.5	6.4	19.5
Finances					
--	64.2	2.0	1.5	10.1	37.8
-	65.7	3.4	3.6	6.8	31.5
o	70.2	3.4	4.4	9.2	28.3
+	79.8	6.1	4.1	7.9	18.0
++	84.9	7.0	2.0	4.4	12.8
Age					
18-29	80.0	3.2	4.3	7.1	24.5
30-59	70.1	7.0	3.6	8.2	26.9
60+	86.3	3.3	2.9	6.0	10.4
Gender					
Female	79.6	5.3	3.6	6.7	20.5
Male	74.0	5.1	3.3	8.0	22.1
Migration					
1st generation	35.3	14.3	8.2	12.3	55.4
2nd generation	83.5	4.0	4.2	18.4	21.8
No migration	99.8	0.1	0.5	1.6	0.7
Region					
German	79.3	6.7	1.0	5.6	18.8
French	72.0	1.2	11.6	7.9	28.9
Italian	65.2	2.0	0.1	34.1	17.1
All	76.9	5.2	3.5	7.3	21.2

Source: SwissGen. 10,513 cases, per cent, multiple answers, weighted.

Table P6: Highest school qualification

	Never completed school	Compulsory education	University entrance qualification
Education			
Low	29.6	70.4	0.0
Medium	2.3	80.5	17.2
High	0.3	37.6	62.1
Finances			
--	20.9	60.5	18.6
-	15.4	60.8	23.8
o	8.1	65.5	26.4
+	2.9	60.9	36.2
++	1.4	61.1	37.5
Age			
18-29	2.2	53.5	44.4
30-59	4.6	60.0	35.4
60+	8.9	71.0	20.1
Gender			
Female	5.5	62.3	32.3
Male	5.2	62.8	32.0
Migration			
1st generation	11.5	44.4	44.2
2nd generation	1.9	64.3	33.8
No migration	3.0	72.3	24.7
Region			
German	3.0	69.3	27.7
French	13.6	44.4	42.1
Italian	6.6	53.3	40.2
All	5.7	62.7	31.7

Source: SwissGen. 10,431 cases, per cent, weighted.

Table P7: Highest vocational qualification

	No qualification	Vocational education	Higher voc. education	Univ. of appl. sciences	University, ETH
Education					
Low	100.0	0.0	0.0	0.0	0.0
Medium	5.8	94.2	0.0	0.0	0.0
High	0.0	0.0	39.1	25.4	35.5
Finances					
--	37.8	44.7	9.5	5.3	2.8
-	33.1	44.9	9.3	5.6	7.2
o	23.4	49.7	12.2	6.3	8.5
+	11.7	42.8	18.0	10.4	17.1
++	10.8	39.2	16.8	14.3	18.9
Age					
18-29	22.5	45.0	11.0	9.5	12.0
30-59	13.0	41.4	17.4	10.9	17.3
60+	21.9	49.1	12.8	8.0	8.3
Gender					
Female	20.0	46.1	12.1	10.2	11.7
Male	14.3	42.4	17.9	10.2	15.2
Migration					
1st generation	29.4	32.3	9.4	7.5	21.5
2nd generation	14.1	45.4	16.7	10.8	13.0
No migration	10.9	50.5	17.9	11.2	9.5
Region					
German	15.7	45.8	16.6	10.3	11.6
French	22.2	40.0	10.1	8.4	19.4
Italian	24.5	44.0	12.5	5.8	13.3
All	17.6	44.4	14.9	9.6	13.5

Source: SwissGen. 10,465 cases, per cent, weighted.

Table P8-1: Employment status

	Employed	Education/ training	Unemployed	Not employed	Pensioner
Education					
Low	32.6	8.4	6.6	12.8	43.7
Medium	58.4	8.6	2.1	8.1	29.8
High	74.3	6.4	2.1	4.0	18.6
Finances					
--	37.8	5.6	14.5	15.5	34.1
-	46.7	12.1	7.4	10.2	30.3
o	61.2	8.5	3.3	6.4	25.7
+	67.9	8.3	1.3	6.5	22.1
++	60.3	5.6	1.4	6.7	32.1
Age					
18-29	59.1	42.2	2.9	4.1	0.6
30-59	86.6	2.0	3.9	8.6	2.5
60+	20.7	0.4	0.9	6.3	80.0
Gender					
Female	55.1	7.9	2.2	11.2	30.0
Male	67.3	7.9	3.1	2.9	24.2
Migration					
1st generation	64.3	5.0	5.0	8.6	21.0
2nd generation	67.0	16.4	3.2	5.4	14.6
No migration	57.8	7.5	1.3	6.4	34.0
Region					
German	62.2	7.3	2.2	7.4	27.2
French	57.9	9.2	4.2	5.9	28.0
Italian	49.6	8.0	2.7	10.7	32.8
All	60.6	7.8	2.7	7.2	27.6

Source: SwissGen. 10,511 cases, per cent, multiple answers, weighted.

Table P8-2: Workload

	1-39%	40-59%	60-79%	80-99%	100%+
Education					
Low	10.6	11.9	4.0	11.9	61.7
Medium	7.9	11.7	8.4	11.7	60.3
High	4.3	8.2	9.3	16.0	62.1
Finances					
--	13.6	15.5	9.7	3.0	58.2
-	3.9	13.1	9.0	14.5	59.4
o	6.1	9.8	8.5	12.2	63.4
+	5.3	9.3	9.0	13.9	62.5
++	7.3	10.4	7.5	15.7	59.0
Age					
18-29	5.4	5.8	5.9	12.2	70.7
30-59	5.6	10.2	9.0	14.2	61.0
60+	14.4	14.9	8.6	11.7	50.4
Gender					
Female	10.4	17.5	14.6	19.0	38.4
Male	2.9	3.4	3.0	8.9	81.8
Migration					
1st generation	5.2	9.9	7.5	10.9	66.6
2nd generation	5.2	9.2	8.2	15.6	61.9
No migration	7.7	10.4	8.9	15.1	57.9
Region					
German	6.9	10.3	8.5	14.6	59.8
French	5.6	9.2	8.8	11.6	64.7
Italian	4.0	9.7	4.2	9.0	73.1
All	6.5	10.0	8.4	13.7	61.4

Source: SwissGen. 6,640 cases, per cent, weighted.

Table P9: Financial well-being

	0-1	2-3	4-6	7-8	9-10
Education					
Low	7.5	13.5	43.4	19.9	15.6
Medium	3.0	6.2	35.0	32.7	23.1
High	1.4	3.6	21.7	39.4	34.0
Finances					
--	/	/	/	/	/
-	/	/	/	/	/
o	/	/	/	/	/
+	/	/	/	/	/
++	/	/	/	/	/
Age					
18-29	2.0	7.8	33.2	37.3	19.7
30-59	3.3	6.5	31.5	34.4	24.3
60+	2.8	5.2	29.4	29.7	32.9
Gender					
Female	2.9	5.6	31.4	33.2	26.9
Male	2.8	6.9	30.5	34.3	25.4
Migration					
1st generation	5.0	8.6	38.0	30.4	18.0
2nd generation	2.6	5.9	30.9	36.1	24.5
No migration	1.9	4.9	26.8	34.3	32.1
Region					
German	2.6	5.2	27.3	33.5	31.4
French	4.0	9.4	40.8	32.8	13.1
Italian	3.9	8.2	43.5	32.9	11.6
All	3.0	6.3	31.2	33.3	26.2

Source: SwissGen. 10,285 cases, per cent, weighted.

Table P10: Assets

	No assets	Up to 25,000 CHF	Up to 100,000 CHF	Up to 500,000 CHF	500,000 CHF or more
Education					
Low	54.9	14.0	13.3	12.5	5.3
Medium	39.0	12.9	12.0	20.0	16.2
High	25.5	8.7	14.8	22.1	29.0
Finances					
--	84.0	4.3	3.5	7.6	0.6
-	73.8	10.8	5.3	7.3	2.8
o	49.8	15.0	13.4	15.8	6.1
+	27.9	13.3	16.0	23.0	20.0
++	16.5	5.7	12.3	24.2	41.4
Age					
18-29	58.0	23.9	12.2	3.9	2.0
30-59	37.6	10.6	13.0	19.9	19.0
60+	23.1	6.5	14.0	27.2	29.2
Gender					
Female	37.3	11.0	13.5	19.4	18.7
Male	35.3	11.8	12.9	19.6	20.4
Migration					
1st generation	46.6	13.2	12.5	13.1	14.6
2nd generation	40.5	13.0	13.4	14.0	19.2
No migration	28.5	10.1	13.6	25.1	22.7
Region					
German	35.2	10.8	13.2	19.9	21.0
French	38.5	13.4	13.2	18.9	16.0
Italian	42.6	11.7	13.1	19.5	13.1
All	36.3	11.5	13.2	19.6	19.4

Source: SwissGen. 9,995 cases, per cent, weighted.

Table P11: Property owner

	Property owner	Primary tenant	Subtenant	Rent-free
Education				
Low	24.4	47.1	15.3	13.3
Medium	39.5	41.2	8.7	10.6
High	43.6	44.5	6.5	5.4
Finances				
--	12.4	57.2	19.2	11.3
-	17.0	58.6	13.5	10.9
o	30.4	49.4	10.9	9.3
+	40.1	43.4	7.2	9.4
++	54.9	31.4	6.1	7.6
Age				
18-29	8.0	37.0	14.8	40.2
30-59	39.5	50.1	7.4	3.0
60+	52.9	35.1	8.3	3.7
Gender				
Female	39.8	41.7	9.4	9.1
Male	37.8	44.8	8.2	9.2
Migration				
1st generation	27.5	53.9	12.0	6.6
2nd generation	33.6	41.7	7.1	17.6
No migration	47.1	37.0	7.3	8.5
Region				
German	40.5	40.8	10.3	8.5
French	34.4	50.3	5.2	10.2
Italian	37.4	44.4	5.0	13.3
All	38.9	43.2	8.8	9.1

Source: SwissGen. 10,374 cases, per cent, weighted.

Table P12/13: Marital status

	Single	Married, registered	Divorced, annulled	Widowed	Partner
Education					
Low	19.9	54.1	11.4	14.5	58.2
Medium	29.9	49.5	13.7	7.0	68.3
High	33.0	52.8	10.8	3.4	77.0
Finances					
--	24.5	37.7	25.0	12.8	54.0
-	38.2	34.6	22.4	4.8	51.1
o	27.8	51.7	13.8	6.7	66.3
+	33.2	51.0	10.6	5.3	74.7
++	27.2	56.6	8.7	7.5	75.4
Age					
18-29	88.0	11.9	0.2	0.0	54.9
30-59	26.5	58.8	13.6	1.1	78.1
60+	6.7	58.8	15.5	19.0	65.1
Gender					
Female	26.3	50.1	13.2	10.4	67.6
Male	33.9	52.4	11.1	2.6	72.9
Migration					
1st generation	22.0	60.4	12.5	5.2	70.2
2nd generation	43.7	40.2	12.2	4.0	65.5
No migration	31.2	48.9	11.9	8.1	71.6
Region					
German	29.4	52.0	12.0	6.7	71.9
French	30.8	50.0	12.9	6.3	64.7
Italian	28.0	49.6	13.6	8.9	68.9
All	29.7	51.4	12.2	6.7	70.1

Source: SwissGen. 10,458/10,153 cases, per cent, weighted.

Table P14: Life satisfaction

	0-1	2-3	4-6	7-8	9-10
Education					
Low	1.7	6.7	28.6	36.8	26.2
Medium	0.9	3.2	18.1	44.4	33.5
High	0.5	1.2	11.7	47.4	39.2
Finances					
--	17.6	18.0	28.9	23.0	12.5
-	2.0	19.5	44.2	24.9	9.5
o	0.4	3.0	28.8	50.0	17.8
+	0.0	0.7	10.0	55.0	34.4
++	0.1	0.4	4.4	31.2	63.9
Age					
18-29	0.6	3.4	19.4	47.8	28.8
30-59	1.2	3.1	17.5	46.4	31.8
60+	0.4	2.5	15.4	38.8	42.9
Gender					
Female	0.9	2.8	16.9	42.4	37.0
Male	0.8	3.1	17.1	46.3	32.9
Migration					
1st generation	1.3	4.3	23.0	43.4	28.0
2nd generation	0.9	2.7	14.8	49.7	31.9
No migration	0.5	2.1	13.8	43.6	40.0
Region					
German	0.7	2.6	14.7	43.7	38.2
French	1.1	3.7	23.7	45.9	25.6
Italian	1.3	5.0	22.4	41.8	29.5
All	0.8	3.0	17.2	44.1	34.9

Source: SwissGen. 10,414 cases, per cent, weighted.

Table P15: Health

	0-1	2-3	4-6	7-8	9-10
Education					
Low	4.2	8.3	27.9	34.8	24.8
Medium	1.4	3.7	18.4	41.2	35.4
High	0.2	1.7	11.6	42.3	44.2
Finances					
--	14.7	15.5	24.2	21.7	23.9
-	7.6	14.4	29.6	25.4	23.0
o	1.0	4.1	23.9	42.9	28.2
+	0.2	1.8	13.3	46.9	37.8
++	0.2	1.3	9.5	35.6	53.3
Age					
18-29	0.2	1.7	12.6	37.9	47.6
30-59	1.3	3.2	14.9	39.7	40.9
60+	1.9	5.1	22.9	43.2	26.9
Gender					
Female	1.4	3.7	17.4	39.8	37.7
Male	1.2	3.7	16.7	41.1	37.4
Migration					
1st generation	2.5	5.1	17.3	40.8	34.2
2nd generation	0.8	1.9	14.8	43.1	39.4
No migration	0.8	3.0	17.3	39.6	39.3
Region					
German	1.3	3.5	16.1	40.6	38.5
French	1.4	3.5	19.8	40.6	34.8
Italian	2.0	5.9	21.3	39.9	30.9
All	1.4	3.6	17.2	40.6	37.3

Source: SwissGen. 10,422 cases, per cent, weighted.

Table P16: Religiosity

	0-1	2-3	4-6	7-8	9-10
Education					
Low	24.0	11.3	32.7	19.9	12.1
Medium	28.0	16.8	29.4	17.4	8.4
High	32.0	18.9	26.4	16.2	6.6
Finances					
--	40.6	11.5	26.5	6.4	15.0
-	31.8	16.3	26.1	17.1	8.7
o	28.9	15.9	30.1	16.3	8.9
+	28.5	18.9	30.0	16.9	5.8
++	28.3	15.8	26.6	19.7	9.7
Age					
18-29	38.9	21.4	21.0	12.3	6.3
30-59	30.7	17.0	28.9	15.5	7.8
60+	21.1	13.9	32.2	22.7	10.2
Gender					
Female	25.5	16.0	29.7	19.6	9.3
Male	32.8	17.6	27.6	14.9	7.1
Migration					
1st generation	26.5	14.1	27.7	20.4	11.3
2nd generation	31.7	21.4	26.4	14.6	5.9
No migration	29.3	17.1	30.1	16.1	7.3
Region					
German	27.5	16.4	30.0	17.8	8.3
French	33.1	18.4	25.4	15.0	8.1
Italian	28.0	12.2	28.9	20.3	10.7
All	28.9	16.7	28.8	17.2	8.3

Source: SwissGen. 10,399 cases, per cent, weighted.

Table P17: Biological children

	0	1	2	3	4+
Education					
Low	23.9	15.4	33.3	18.9	8.5
Medium	36.9	13.8	32.7	12.1	4.5
High	40.4	14.7	29.3	11.8	3.9
Finances					
--	31.2	15.9	26.8	11.1	14.9
-	36.6	19.4	28.3	9.5	6.3
o	32.3	15.3	34.6	13.3	4.5
+	39.8	14.2	30.2	11.8	4.1
++	37.9	12.2	30.8	14.1	5.0
Age					
18-29	90.5	5.6	2.6	1.2	0.0
30-59	32.7	17.8	33.9	11.6	4.0
60+	16.1	12.9	41.8	20.6	8.5
Gender					
Female	33.6	14.4	33.6	13.8	4.6
Male	39.9	14.0	29.2	11.7	5.1
Migration					
1st generation	28.1	19.9	34.3	12.7	5.1
2nd generation	48.7	11.7	27.0	10.4	2.3
No migration	38.6	11.6	30.4	13.9	5.6
Region					
German	37.0	13.7	30.9	13.4	5.0
French	34.3	15.2	33.2	12.4	5.0
Italian	34.6	20.9	33.1	8.9	2.4
All	36.3	14.4	31.5	13.0	4.9

Source: SwissGen. 10,395 cases, per cent, weighted.

Table P18: Adopted, foster, stepchildren

	0	1	2	3	4+
Education					
Low	95.3	1.6	2.0	0.9	0.2
Medium	94.4	2.5	2.0	0.8	0.2
High	93.5	3.5	2.1	0.7	0.3
Finances					
--	96.4	1.6	1.7	0.0	0.4
-	93.2	4.5	1.7	0.5	0.0
o	94.6	2.3	1.8	1.1	0.3
+	94.0	2.8	2.3	0.7	0.2
++	94.2	2.6	2.2	0.8	0.2
Age					
18-29	99.4	0.4	0.2	0.0	0.0
30-59	93.3	3.1	2.5	1.0	0.1
60+	93.0	3.3	2.2	0.9	0.6
Gender					
Female	94.7	2.1	2.1	0.9	0.3
Male	93.7	3.5	1.8	0.8	0.2
Migration					
1st generation	93.8	3.2	1.8	0.9	0.3
2nd generation	95.3	2.5	1.6	0.7	0.1
No migration	94.1	2.6	2.3	0.8	0.2
Region					
German	94.9	2.4	1.8	0.6	0.2
French	91.9	3.7	2.8	1.4	0.2
Italian	94.3	3.7	1.2	0.5	0.3
All	94.2	2.7	2.0	0.8	0.3

Source: SwissGen. 9,740 cases, per cent, weighted.

Table P19: Grandchildren

	0	1	2	3	4+
Education					
Low	55.0	6.0	12.7	6.3	20.1
Medium	72.4	4.7	6.5	5.2	11.3
High	82.1	3.6	4.9	2.4	7.0
Finances					
--	63.9	7.1	12.8	6.8	9.4
-	77.1	3.7	5.1	4.0	10.0
o	72.9	4.2	7.3	4.4	11.2
+	78.6	4.1	6.0	3.1	8.2
++	70.0	4.7	6.5	4.9	14.0
Age					
18-29	97.3	1.4	0.7	0.0	0.5
30-59	91.7	2.6	2.4	1.2	2.1
60+	32.5	8.7	16.9	11.4	30.6
Gender					
Female	70.7	4.4	7.8	4.8	12.4
Male	77.3	4.5	5.5	3.6	9.3
Migration					
1st generation	74.8	4.9	7.2	3.8	9.4
2nd generation	85.1	2.9	4.2	3.6	4.2
No migration	70.2	4.3	7.2	4.6	13.6
Region					
German	74.5	4.3	6.5	4.1	10.7
French	73.0	4.4	7.0	4.1	11.5
Italian	62.2	7.4	11.4	7.2	11.9
All	73.6	4.4	6.8	4.3	10.9

Source: SwissGen. 10,171 cases, per cent, weighted.

Table P20: Biological sisters

	0	1	2	3	4+
Education					
Low	30.2	26.9	18.0	12.6	12.2
Medium	37.4	34.9	17.2	5.9	4.6
High	41.8	37.8	14.0	4.4	2.0
Finances					
--	36.2	21.8	22.8	8.9	10.4
-	39.4	28.9	17.6	6.9	7.2
o	36.4	33.9	17.3	6.7	5.7
+	39.5	36.4	14.3	6.2	3.7
++	38.8	36.7	15.5	5.4	3.7
Age					
18-29	45.8	39.0	11.9	1.8	1.5
30-59	39.9	35.0	14.9	6.4	3.9
60+	31.3	32.3	20.1	8.5	7.7
Gender					
Female	38.1	34.2	15.4	7.0	5.3
Male	38.6	35.2	16.8	5.5	4.0
Migration					
1st generation	37.3	29.4	17.2	8.2	7.9
2nd generation	44.5	39.2	11.3	3.7	1.4
No migration	36.4	37.2	16.7	5.9	3.8
Region					
German	36.6	35.5	16.6	6.6	4.7
French	42.6	32.2	14.8	5.6	4.8
Italian	38.9	36.3	13.7	6.7	4.4
All	38.1	34.8	16.1	6.4	4.7

Source: SwissGen. 10,175 cases, per cent, weighted.

Table P21: Biological brothers

	0	1	2	3	4+
Education					
Low	28.0	31.7	18.4	11.2	10.8
Medium	38.8	37.7	15.0	5.1	3.5
High	39.5	42.0	13.1	3.3	2.1
Finances					
--	38.0	23.1	22.5	8.2	8.3
-	38.4	39.6	11.6	7.7	2.7
o	36.9	37.0	15.0	5.4	5.7
+	38.8	40.0	13.9	4.2	3.1
++	36.2	40.5	14.6	5.2	3.4
Age					
18-29	45.2	41.2	10.9	1.9	0.8
30-59	37.8	39.6	13.9	5.3	3.3
60+	33.1	35.2	17.7	6.8	7.3
Gender					
Female	36.8	39.7	14.7	5.2	3.7
Male	38.4	37.5	14.4	5.3	4.4
Migration					
1st generation	38.1	35.1	14.6	6.2	6.0
2nd generation	47.1	39.5	9.2	2.9	1.2
No migration	33.8	40.8	16.5	5.2	3.7
Region					
German	35.8	39.5	15.0	5.4	4.3
French	42.7	35.3	13.1	5.1	3.8
Italian	36.9	38.9	17.0	4.2	3.1
All	37.5	38.5	14.6	5.3	4.1

Source: SwissGen. 10,188 cases, per cent, weighted.

Table P22: Adopted, half-, stepsisters

	0	1	2	3	4+
Education					
Low	90.6	5.4	2.6	1.0	0.4
Medium	90.7	5.8	2.3	0.7	0.5
High	91.7	5.6	1.9	0.7	0.2
Finances					
--	92.1	4.9	1.1	0.0	1.9
-	88.1	6.6	3.4	1.7	0.3
o	90.0	6.2	2.4	1.0	0.4
+	91.0	6.1	1.9	0.5	0.5
++	93.0	4.5	1.9	0.6	0.1
Age					
18-29	88.7	5.9	3.8	1.1	0.6
30-59	90.2	6.7	2.1	0.7	0.3
60+	94.1	3.7	1.3	0.6	0.3
Gender					
Female	90.5	6.0	2.2	0.8	0.5
Male	91.6	5.3	2.2	0.7	0.3
Migration					
1st generation	89.7	6.3	2.4	0.9	0.7
2nd generation	89.2	6.8	2.7	0.9	0.4
No migration	93.4	4.5	1.4	0.5	0.1
Region					
German	90.9	5.8	2.2	0.8	0.4
French	91.2	5.6	2.2	0.6	0.4
Italian	94.6	3.5	1.3	0.7	0.0
All	91.1	5.6	2.1	0.8	0.4

Source: SwissGen. 9,697 cases, per cent, weighted.

Table P23: Adopted, half-, stepbrothers

	0	1	2	3	4+
Education					
Low	89.1	6.2	3.1	0.5	1.1
Medium	91.4	4.8	2.4	0.8	0.6
High	92.6	4.8	1.6	0.6	0.4
Finances					
--	93.5	2.2	2.7	0.0	1.6
-	85.7	6.9	5.0	0.6	1.8
o	90.5	5.5	2.2	0.8	1.0
+	92.6	4.4	2.0	0.9	0.2
++	92.6	5.0	1.8	0.5	0.2
Age					
18-29	89.3	6.2	3.3	0.9	0.3
30-59	90.6	5.6	2.2	0.8	0.8
60+	94.6	3.3	1.5	0.4	0.3
Gender					
Female	91.3	4.8	2.4	0.9	0.7
Male	91.7	5.3	2.1	0.5	0.4
Migration					
1st generation	89.8	5.8	2.6	0.8	1.0
2nd generation	90.6	5.4	2.6	1.0	0.4
No migration	93.3	4.2	1.8	0.5	0.3
Region					
German	91.5	5.1	2.2	0.7	0.5
French	91.4	4.9	2.2	0.7	0.8
Italian	93.3	4.4	1.7	0.0	0.6
All	91.5	5.0	2.2	0.7	0.5

Source: SwissGen. 9,671 cases, per cent, weighted.

Table P24: Older siblings

	0	1	2	3	4+
Education					
Low	32.0	26.8	17.0	9.7	14.5
Medium	38.3	33.1	15.5	6.5	6.6
High	42.7	34.5	14.5	4.3	4.1
Finances					
--	33.8	26.9	21.4	4.9	13.1
-	39.6	29.6	12.4	10.8	7.6
o	37.5	32.0	15.4	6.0	9.1
+	40.1	34.2	15.1	5.8	4.9
++	40.3	33.1	15.3	5.8	5.5
Age					
18-29	43.1	35.9	14.0	4.5	2.6
30-59	38.8	32.2	15.6	5.9	7.5
60+	38.0	31.7	15.3	7.3	7.8
Gender					
Female	39.0	32.0	15.8	6.9	6.3
Male	39.3	33.3	14.8	5.3	7.3
Migration					
1st generation	39.7	28.6	14.7	6.0	11.0
2nd generation	42.7	37.0	12.4	4.8	3.0
No migration	37.4	33.9	16.7	6.6	5.5
Region					
German	38.3	33.0	15.7	6.4	6.7
French	41.7	31.4	14.0	5.4	7.5
Italian	39.1	33.4	16.3	5.7	5.5
All	39.1	32.6	15.3	6.2	6.8

Source: SwissGen. 9,892 cases, per cent, weighted.

Table P25: Living grandparents

	0	1	2	3	4
Education					
Low	80.8	8.3	4.5	4.1	2.4
Medium	73.7	11.2	7.6	5.1	2.4
High	73.2	14.3	7.8	3.5	1.2
Finances					
--	79.3	10.5	6.6	2.0	1.6
-	70.9	17.0	6.0	3.8	2.3
o	72.7	12.5	8.1	4.7	2.0
+	72.0	13.2	7.6	4.7	2.5
++	78.9	9.8	6.2	4.0	1.1
Age					
18-29	16.5	26.4	27.3	20.0	9.8
30-59	77.6	14.4	5.1	2.2	0.7
60+	97.5	1.4	0.8	0.3	0.1
Gender					
Female	75.3	11.5	7.2	3.9	2.1
Male	72.7	13.2	7.3	5.0	1.8
Migration					
1st generation	74.8	14.5	5.2	4.1	1.4
2nd generation	65.4	13.2	12.5	5.6	3.4
No migration	75.9	10.6	7.3	4.3	2.0
Region					
German	75.1	11.6	7.2	4.2	1.8
French	71.7	13.6	7.6	4.9	2.2
Italian	77.6	11.3	5.2	3.6	2.3
All	74.4	12.1	7.2	4.4	1.9

Source: SwissGen. 10,324 cases, per cent, weighted.

Table P26: People in household

	1	2	3	4	5+
Education					
Low	27.9	34.3	18.1	13.2	6.6
Medium	22.1	40.6	14.6	15.3	7.5
High	18.1	40.5	15.5	18.5	7.5
Finances					
--	36.2	27.9	17.7	13.3	4.8
-	33.2	32.0	14.5	11.3	9.0
o	21.9	34.6	17.3	18.3	8.0
+	19.0	40.1	15.5	18.0	7.4
++	19.0	46.8	13.8	14.1	6.3
Age					
18-29	12.0	30.0	23.0	21.5	13.5
30-59	17.4	29.5	19.8	23.8	9.6
60+	32.4	60.2	4.7	2.0	0.7
Gender					
Female	23.4	38.1	15.6	15.8	7.1
Male	19.3	40.6	15.0	17.5	7.6
Migration					
1st generation	19.9	33.3	19.5	18.9	8.4
2nd generation	18.9	34.1	18.3	20.4	8.4
No migration	22.5	44.6	12.3	14.0	6.6
Region					
German	21.5	40.5	14.8	16.0	7.2
French	20.7	36.6	16.5	18.4	7.8
Italian	24.0	40.0	18.7	11.9	5.4
All	21.4	39.6	15.4	16.4	7.3

Source: SwissGen. 10,427 cases, per cent, weighted.

Table P27: Household members

	Alone	Partner	Parent(s)	Child(ren)	Other
Education					
Low	28.4	53.8	11.5	29.6	11.3
Medium	22.5	60.0	11.0	28.5	11.8
High	18.6	69.3	5.9	37.1	8.4
Finances					
--	36.3	45.5	9.7	32.8	6.6
-	34.6	41.3	11.2	32.6	13.6
o	22.2	59.6	9.8	36.0	11.3
+	19.4	65.7	9.4	32.9	10.7
++	19.3	69.6	7.7	26.8	9.0
Age					
18-29	12.2	31.3	47.5	8.9	45.9
30-59	17.8	72.1	2.9	53.5	4.4
60+	33.0	62.8	0.5	8.6	2.9
Gender					
Female	23.8	60.2	8.2	33.0	10.1
Male	19.7	65.0	10.4	31.0	10.9
Migration					
1st generation	20.3	66.3	6.3	43.3	8.2
2nd generation	19.2	54.8	19.1	30.6	17.6
No migration	22.9	62.8	8.6	25.7	10.3
Region					
German	21.9	63.7	8.7	31.0	10.4
French	21.1	60.5	9.9	35.4	11.0
Italian	25.1	55.9	13.3	28.7	9.1
All	21.8	62.6	9.2	31.9	10.5

Source: SwissGen. 10,415 cases, per cent, multiple answers, weighted.

Table P28: Parents' separation

	No	Age <6	Age 6-17	Age 18-29	Age 30+
Education					
Low	89.1	3.3	6.3	1.2	0.1
Medium	83.6	3.7	7.8	3.9	1.0
High	83.0	3.9	7.7	4.3	1.1
Finances					
--	80.2	2.8	12.3	3.2	1.5
-	79.9	7.0	8.4	4.6	0.2
o	84.7	3.8	7.7	3.0	0.9
+	82.6	3.8	8.7	4.3	0.7
++	86.6	3.0	5.3	3.7	1.4
Age					
18-29	72.7	5.9	15.9	5.4	0.0
30-59	81.9	4.4	8.3	4.2	1.3
60+	93.4	1.7	2.2	2.1	0.7
Gender					
Female	84.3	3.9	7.3	3.8	0.8
Male	83.7	3.8	7.8	3.7	1.1
Migration					
1st generation	85.1	4.9	6.1	3.0	0.8
2nd generation	77.2	4.5	12.5	4.4	1.5
No migration	85.6	2.6	7.1	4.0	0.8
Region					
German	84.2	3.8	7.3	3.8	0.8
French	83.6	3.8	8.4	3.4	0.9
Italian	88.2	2.5	5.2	2.9	1.2
All	84.2	3.7	7.5	3.7	0.9

Source: SwissGen. 10,163 cases, per cent, weighted.

Table P29: Conflict between parents

	Always	Often	Sometimes	Rarely	Never
Education					
Low	2.4	12.5	23.5	30.5	31.1
Medium	3.5	13.3	30.6	36.9	15.7
High	3.3	16.7	31.9	37.0	11.1
Finances					
--	6.9	18.8	21.7	22.8	29.9
-	7.7	17.6	28.0	30.4	16.3
o	3.7	13.5	29.5	34.3	19.0
+	3.0	15.9	31.7	37.4	12.1
++	1.9	12.9	30.3	39.5	15.5
Age					
18-29	4.9	16.7	32.0	35.6	10.9
30-59	3.8	16.4	32.1	33.7	14.0
60+	1.5	10.4	25.7	40.6	21.8
Gender					
Female	4.0	15.9	31.0	33.6	15.5
Male	2.3	12.9	29.1	39.3	16.4
Migration					
1st generation	4.4	13.1	24.7	33.1	24.7
2nd generation	5.3	18.7	35.0	29.6	11.5
No migration	1.9	14.1	32.1	40.0	12.0
Region					
German	2.7	14.7	31.1	37.1	14.4
French	4.7	14.4	26.7	34.1	20.2
Italian	4.6	11.8	28.9	30.6	24.2
All	3.2	14.5	30.0	36.1	16.2

Source: SwissGen. 10,252 cases, per cent, weighted.

Table P30: Growing up with

	Both biol. parents	Biological mother	Biological father	Stepmother/father	Other
Education					
Low	86.3	10.1	3.1	2.1	6.7
Medium	85.5	12.4	2.0	3.0	4.6
High	88.9	11.5	2.0	1.6	3.4
Finances					
--	81.3	16.0	0.8	1.1	7.9
-	79.1	16.8	2.9	3.7	7.4
o	86.0	11.8	2.8	2.7	4.6
+	87.8	11.9	2.3	2.0	3.9
++	89.3	10.3	1.4	2.1	3.7
Age					
18-29	82.2	19.2	3.4	1.1	3.7
30-59	86.0	12.6	1.7	2.3	4.3
60+	90.5	6.8	2.3	2.9	5.1
Gender					
Female	86.4	11.4	1.9	2.5	4.8
Male	87.0	12.3	2.6	2.2	4.1
Migration					
1st generation	81.5	14.3	3.3	3.1	6.8
2nd generation	85.7	15.5	1.7	1.6	4.2
No migration	92.2	8.5	1.7	1.5	2.4
Region					
German	87.0	12.2	2.0	2.3	4.2
French	86.3	10.6	2.9	2.7	5.1
Italian	87.4	11.7	2.4	1.5	5.1
All	86.8	11.8	2.2	2.3	4.5

Source: SwissGen. 10,394 cases, per cent, multiple answers, weighted.

Table P31/32: Parents alive

	Mother alive	Mother deceased	Father alive	Father deceased	Father unknown
Education					
Low	41.9	57.5	30.5	67.7	1.8
Medium	57.9	41.7	45.1	53.1	1.8
High	69.0	30.8	57.1	41.7	1.3
Finances					
--	55.0	44.2	41.5	57.4	1.1
-	60.7	38.8	49.5	47.6	3.0
o	61.4	38.1	48.8	49.5	1.7
+	65.2	34.5	52.2	46.6	1.3
++	54.7	45.2	43.2	55.4	1.5
Age					
18-29	98.2	1.4	91.8	6.7	1.5
30-59	78.9	20.7	62.1	36.1	1.8
60+	11.6	88.3	3.8	95.0	1.2
Gender					
Female	58.2	41.5	46.0	52.2	1.9
Male	62.3	37.3	50.4	48.3	1.3
Migration					
1st generation	63.6	35.8	47.5	50.1	2.5
2nd generation	73.3	26.6	61.3	38.1	0.6
No migration	55.3	44.7	45.7	54.4	0.0
Region					
German	60.1	39.6	47.9	50.7	1.5
French	59.9	39.7	48.0	50.0	2.0
Italian	55.7	43.6	39.6	58.4	2.0
All	59.9	39.8	47.6	50.8	1.6

Source: SwissGen. 10,492/10,374 cases, per cent, weighted. Mother unknown: 0.3%.

Parents

Table A1: Year of birth (parents alive)

	1913–1930	1931–1940	1941–1950	1951–1960	1961–1982
Education					
Low	5.6	14.7	20.2	24.9	34.6
Medium	5.3	15.5	23.1	25.5	30.7
High	5.2	16.0	29.7	32.5	16.6
Finances					
--	4.0	19.1	27.6	30.3	19.0
-	4.1	11.5	21.1	33.1	30.2
o	4.8	14.4	26.3	27.4	27.1
+	4.6	15.0	25.2	31.5	23.7
++	7.4	18.9	26.9	24.5	22.3
Age					
18–29	0.0	0.1	2.2	25.6	72.1
30–59	3.4	20.5	36.8	31.9	7.4
60+	64.1	35.8	0.1	0.0	0.0
Gender					
Daughter-mother	5.7	17.2	23.0	27.0	27.1
Daughter-father	4.7	14.7	26.7	30.4	23.5
Son-mother	5.7	15.1	24.2	27.7	27.3
Son-father	4.4	14.2	29.7	31.0	20.7
Migration					
1st generation	5.0	13.5	26.6	32.9	22.1
2nd generation	3.7	16.3	23.1	24.9	32.1
No migration	6.0	16.6	26.0	27.3	24.0
Region					
German	5.1	15.8	26.4	28.5	24.2
French	5.4	14.5	24.8	29.1	26.2
Italian	7.3	19.3	18.1	27.5	27.8
All	5.3	15.6	25.7	28.6	24.8

Source: SwissGen. 11,148 cases, per cent, weighted.

Table D1: Year of birth (parents deceased)

	1879–1910	1911–1920	1921–1930	1931–1940	1941–1972
Education					
Low	33.6	27.7	22.3	11.4	5.1
Medium	25.0	25.5	24.9	16.5	8.2
High	17.1	26.9	28.6	16.4	11.1
Finances					
--	24.8	23.4	23.5	19.8	8.5
-	23.4	19.0	26.5	19.6	11.5
o	21.5	25.1	25.9	18.3	9.3
+	20.5	24.9	27.4	16.7	10.5
++	26.8	30.0	25.4	12.0	5.8
Age					
18–29	0.0	0.0	0.0	2.5	97.5
30–59	0.3	5.9	26.5	41.9	25.4
60+	34.7	35.9	25.6	3.8	0.0
Gender					
Daughter-mother	25.7	27.6	24.5	14.6	7.7
Daughter-father	27.3	23.5	25.0	15.6	8.7
Son-mother	17.4	30.8	28.8	14.5	8.6
Son-father	21.5	25.7	25.0	18.4	9.4
Migration					
1st generation	20.5	19.0	25.7	22.2	12.6
2nd generation	16.2	18.6	28.3	24.9	12.1
No migration	26.2	30.3	25.3	11.8	6.4
Region					
German	23.7	27.1	26.2	15.5	7.5
French	24.2	23.6	24.2	15.8	12.2
Italian	22.1	27.6	25.6	19.0	5.8
All	23.8	26.3	25.7	15.7	8.5

Source: SwissGen. 6,905 cases, per cent, weighted.

Table A2: Country of birth (parents alive)

	Switzerland	Germany	France	Italy	Other
Education					
Low	28.1	2.4	0.6	7.5	61.5
Medium	61.7	5.4	2.0	6.2	24.7
High	55.9	8.2	4.2	6.0	25.8
Finances					
--	43.7	4.5	0.6	5.9	45.4
-	46.4	4.0	1.0	7.0	41.7
o	48.0	4.1	4.0	7.5	36.4
+	57.3	6.9	3.4	6.5	25.8
++	66.8	9.4	1.4	3.9	18.6
Age					
18-29	62.7	3.4	2.5	3.7	27.7
30-59	52.1	7.7	2.9	7.1	30.3
60+	67.7	5.0	4.5	9.2	13.6
Gender					
Daughter-mother	56.4	6.5	2.5	4.5	30.1
Daughter-father	57.1	5.9	2.7	6.2	28.0
Son-mother	53.9	7.1	3.1	6.8	29.2
Son-father	56.6	5.7	3.2	7.9	26.6
Migration					
1st generation	2.6	13.4	6.3	8.6	69.1
2nd generation	28.6	10.9	4.8	19.3	36.4
No migration	100.0	0.0	0.0	0.0	0.0
Region					
German	59.8	8.3	0.5	4.7	26.8
French	45.3	1.4	10.6	6.2	36.6
Italian	39.7	2.4	0.2	35.0	22.7
All	55.6	6.4	2.9	6.2	29.0

Source: SwissGen. 11,302 cases, per cent, weighted.

Table D2: Country of birth (parents deceased)

	Switzerland	Germany	France	Italy	Other
Education					
Low	53.4	1.3	1.0	13.1	31.2
Medium	75.9	5.9	1.4	5.3	11.5
High	71.9	8.1	2.1	3.4	14.5
Finances					
--	44.5	8.1	3.0	7.1	37.4
-	55.8	2.8	0.9	5.9	34.6
o	64.8	4.4	2.2	8.8	19.9
+	71.8	5.4	2.0	7.0	13.9
++	78.6	8.2	0.6	2.6	10.0
Age					
18-29	47.0	7.8	0.0	4.6	40.7
30-59	58.5	6.3	2.0	6.8	26.4
60+	76.3	5.5	1.4	5.7	11.0
Gender					
Daughter-mother	66.3	8.5	1.8	5.6	17.8
Daughter-father	72.5	5.4	1.9	6.2	14.0
Son-mother	70.0	5.0	1.7	5.8	17.4
Son-father	72.8	4.3	0.8	6.7	15.3
Migration					
1st generation	5.8	15.0	4.7	16.5	58.0
2nd generation	36.8	20.2	4.4	19.2	19.4
No migration	100.0	0.0	0.0	0.0	0.0
Region					
German	74.7	7.1	0.3	3.3	14.6
French	62.7	2.1	5.9	8.5	20.9
Italian	45.2	2.8	0.3	37.9	13.7
All	70.6	5.8	1.6	6.1	16.0

Source: SwissGen. 7,080 cases, per cent, weighted.

Table A3: Current country (parents alive)

	Switzerland	Germany	France	Italy	Other
Education					
Low	47.1	0.8	1.4	5.7	45.0
Medium	80.9	3.9	1.6	2.6	11.1
High	69.8	7.1	4.6	3.4	15.1
Finances					
--	64.1	3.6	0.6	1.5	30.3
-	65.3	4.4	2.2	3.4	24.8
o	65.4	3.0	4.3	4.4	22.9
+	75.2	5.8	3.2	3.6	12.2
++	79.8	6.9	1.3	1.9	10.2
Age					
18-29	88.0	1.2	1.9	1.7	7.1
30-59	65.9	6.6	3.3	3.9	20.4
60+	74.3	3.4	4.9	6.2	11.2
Gender					
Daughter-mother	73.8	5.0	2.7	2.6	15.9
Daughter-father	73.2	5.0	2.4	2.5	16.9
Son-mother	72.0	5.0	2.9	4.4	15.6
Son-father	71.8	4.9	3.7	4.0	15.6
Migration					
1st generation	24.2	14.3	7.5	7.6	46.4
2nd generation	88.0	1.0	1.9	4.7	4.4
No migration	98.4	0.3	0.4	0.2	0.8
Region					
German	74.6	6.7	0.7	2.8	15.3
French	65.9	0.7	10.2	3.1	20.1
Italian	70.8	1.5	0.5	16.8	10.5
All	72.4	5.0	2.9	3.4	16.3

Source: SwissGen. 11,325 cases, per cent, weighted.

Table D3: Current country (parents deceased)

	Switzerland	Germany	France	Italy	Other
Education					
Low	57.7	0.2	1.9	11.5	28.7
Medium	83.9	4.1	1.5	2.6	7.9
High	79.9	5.8	2.1	1.9	10.3
Finances					
--	45.1	8.0	6.3	4.9	35.7
-	62.2	2.5	1.0	4.6	29.7
o	73.4	2.3	2.5	6.3	15.6
+	79.3	4.5	1.9	4.4	10.0
++	85.9	5.1	1.0	1.1	6.9
Age					
18-29	68.6	7.7	15.2	0.0	8.5
30-59	69.6	4.4	2.3	3.2	20.6
60+	81.9	3.7	1.5	4.4	8.6
Gender					
Daughter-mother	75.3	4.9	2.0	4.2	13.6
Daughter-father	78.6	5.1	2.4	3.6	10.4
Son-mother	80.1	2.5	0.8	4.0	12.8
Son-father	77.8	3.2	1.7	4.3	13.1
Migration					
1st generation	16.3	14.6	6.0	14.0	49.1
2nd generation	88.9	1.8	1.0	5.1	3.3
No migration	98.9	0.4	0.4	0.0	0.3
Region					
German	81.4	4.8	0.7	2.1	11.0
French	70.4	1.7	5.8	5.6	16.5
Italian	61.7	1.6	0.0	25.3	11.4
All	78.0	4.0	1.8	4.0	12.3

Source: SwissGen. 7,089 cases, per cent, weighted.

Table A4: Citizenship (parents alive)

	Switzerland	Germany	France	Italy	Other
Education					
Low	34.7	2.3	1.3	10.3	58.7
Medium	70.8	4.9	2.3	7.9	22.3
High	64.8	8.2	5.3	7.3	23.4
Finances					
--	56.1	3.3	0.5	6.9	40.0
-	56.4	4.3	1.6	10.0	37.8
o	56.1	4.0	4.7	9.2	34.5
+	66.8	6.8	4.4	8.2	23.3
++	74.3	8.9	1.8	5.1	16.5
Age					
18-29	74.7	3.0	3.5	7.2	26.4
30-59	59.6	7.6	3.4	8.0	27.6
60+	73.4	4.5	5.9	10.1	11.0
Gender					
Daughter-mother	66.3	6.2	3.1	6.9	26.9
Daughter-father	64.3	6.1	3.2	8.1	26.5
Son-mother	63.6	6.7	3.8	8.0	26.9
Son-father	63.9	5.5	3.9	8.8	25.0
Migration					
1st generation	10.1	15.2	7.7	9.8	64.2
2nd generation	65.8	5.5	4.7	21.3	29.4
No migration	99.2	0.4	0.4	1.8	0.9
Region					
German	67.9	8.1	0.8	6.3	24.1
French	54.8	1.4	12.5	8.0	34.9
Italian	55.4	1.6	0.2	36.5	20.6
All	64.3	6.2	3.5	7.9	26.6

Source: SwissGen. 11,322 cases, per cent, multiple answers, weighted.

Table D4: Citizenship (parents deceased)

	Switzerland	Germany	France	Italy	Other
Education					
Low	54.8	1.0	1.8	13.5	30.4
Medium	80.7	4.9	1.7	5.5	10.4
High	76.9	8.0	2.9	3.6	12.7
Finances					
--	45.0	8.1	4.3	5.7	37.8
-	59.6	3.1	2.0	5.3	33.2
o	69.4	3.5	2.6	8.7	18.6
+	76.1	5.5	2.6	7.4	12.1
++	83.4	7.0	1.1	2.9	8.8
Age					
18-29	51.2	7.8	2.2	6.9	36.5
30-59	64.0	5.9	3.2	6.9	23.9
60+	80.0	4.9	1.7	6.0	10.3
Gender					
Daughter-mother	72.4	7.1	2.6	6.4	16.8
Daughter-father	75.1	5.0	2.1	6.1	13.0
Son-mother	77.0	4.6	2.3	5.5	15.0
Son-father	75.2	4.3	1.4	7.3	14.8
Migration					
1st generation	9.7	16.3	6.4	16.8	55.1
2nd generation	73.3	8.6	4.0	16.9	11.5
No migration	99.1	0.6	0.3	0.6	0.1
Region					
German	78.9	6.3	0.1	3.6	13.3
French	67.0	2.4	7.8	8.8	19.4
Italian	50.2	2.8	0.2	36.9	13.1
All	74.9	5.2	2.2	6.3	14.7

Source: SwissGen. 7,083 cases, per cent, multiple answers, weighted.

Table A5: Highest school qualification (parents alive)

	Never completed school	Compulsory education	University entrance qualification
Education			
Low	37.3	53.9	8.9
Medium	12.2	74.6	13.3
High	6.0	64.0	30.0
Finances			
--	17.3	62.0	20.7
-	22.2	61.3	16.5
o	17.7	65.0	17.4
+	8.8	68.1	23.1
++	5.6	72.9	21.5
Age			
18-29	7.5	66.5	26.0
30-59	13.4	67.7	18.9
60+	14.4	75.0	10.7
Gender			
Daughter-mother	11.6	70.3	18.0
Daughter-father	9.9	65.1	25.0
Son-mother	13.9	68.2	17.9
Son-father	10.4	66.4	23.2
Migration			
1st generation	24.5	46.5	29.0
2nd generation	14.6	62.7	22.7
No migration	2.7	82.9	14.4
Region			
German	8.7	73.0	18.3
French	21.6	52.6	25.8
Italian	15.8	57.5	26.7
All	12.0	67.6	20.4

Source: SwissGen. 11,246 cases, per cent, weighted.

Table D5: Highest school qualification (parents deceased)

	Never completed school	Compulsory education	University entrance qualification
Education			
Low	48.2	50.8	1.0
Medium	12.0	82.6	5.4
High	5.5	75.1	19.5
Finances			
--	33.9	57.9	8.1
-	36.2	55.3	8.6
o	24.4	68.9	6.7
+	13.7	76.3	10.0
++	5.6	82.6	11.9
Age			
18-29	18.7	63.8	17.5
30-59	18.4	69.2	12.4
60+	15.0	77.1	8.0
Gender			
Daughter-mother	20.6	73.2	6.2
Daughter-father	14.7	72.4	12.9
Son-mother	16.0	77.8	6.2
Son-father	13.2	75.5	11.4
Migration			
1st generation	38.5	44.9	16.5
2nd generation	13.3	74.7	12.0
No migration	8.0	85.7	6.3
Region			
German	9.7	82.8	7.6
French	34.7	50.3	15.0
Italian	27.4	61.9	10.7
All	16.1	74.5	9.4

Source: SwissGen. 7,019 cases, per cent, weighted.

Table A6: Highest vocational qualification (parents alive)

	No qualification	Vocational education	Higher voc. education	Univ. of appl. sciences	University, ETH
Education					
Low	61.8	25.2	6.0	2.7	4.4
Medium	30.3	50.9	10.2	3.5	5.1
High	17.5	45.0	14.8	7.5	15.2
Finances					
--	35.5	42.5	13.5	1.9	6.7
-	38.9	39.3	11.3	4.0	6.5
o	35.6	42.3	11.0	4.3	6.9
+	23.6	47.6	12.0	5.3	11.6
++	19.6	48.8	13.5	6.8	11.3
Age					
18-29	18.0	46.3	16.2	7.3	12.1
30-59	30.4	45.6	10.5	4.7	8.9
60+	43.6	42.6	9.3	1.2	3.3
Gender					
Daughter-mother	34.0	47.0	7.2	4.9	6.9
Daughter-father	18.4	45.0	16.6	5.1	14.9
Son-mother	34.2	46.9	7.6	4.9	6.4
Son-father	19.1	43.1	19.8	5.9	12.3
Migration					
1st generation	45.7	28.0	7.8	4.5	14.1
2nd generation	32.9	39.9	11.5	5.1	10.6
No migration	13.8	59.1	15.0	5.7	6.4
Region					
German	25.6	47.3	12.8	5.7	8.7
French	32.5	41.6	9.7	3.9	12.3
Italian	38.7	38.3	11.0	3.7	8.4
All	27.7	45.6	12.0	5.2	9.5

Source: SwissGen. 11,237 cases, per cent, weighted.

Table D6: Highest vocational qualification (parents deceased)

	No qualification	Vocational education	Higher voc. education	Univ. of appl. sciences	University, ETH
Education					
Low	79.7	17.0	3.2	0.1	0.0
Medium	40.1	51.2	6.0	0.7	2.0
High	24.0	45.3	15.4	5.3	9.9
Finances					
--	53.0	36.1	6.1	1.3	3.5
-	57.1	35.5	4.3	0.9	2.2
o	49.6	39.7	6.0	1.7	3.1
+	37.3	45.9	10.4	2.7	3.7
++	34.7	45.5	10.5	2.6	6.8
Age					
18-29	30.0	42.7	12.3	5.5	9.5
30-59	36.8	43.1	11.1	3.0	6.1
60+	43.8	43.5	7.5	1.7	3.5
Gender					
Daughter-mother	57.3	36.0	3.2	1.7	1.7
Daughter-father	29.8	47.3	13.0	2.6	7.3
Son-mother	52.5	41.3	3.8	1.4	1.0
Son-father	28.7	48.4	13.5	3.1	6.4
Migration					
1st generation	55.7	26.0	8.6	2.1	7.6
2nd generation	35.1	46.7	10.1	2.7	5.5
No migration	36.8	49.7	8.5	2.1	2.9
Region					
German	38.5	46.4	9.4	1.9	3.8
French	48.8	35.8	6.1	3.0	6.4
Italian	52.9	32.6	10.0	1.8	2.6
All	41.5	43.3	8.7	2.1	4.4

Source: SwissGen. 6,975 cases, per cent, weighted.

Table A7-1: Employment status (parents alive)

	Employed	Education/ training	Unemployed	Not employed	Pensioner
Education					
Low	34.7	0.6	3.1	19.5	44.7
Medium	39.8	0.5	1.8	10.1	52.0
High	32.2	0.2	1.2	7.9	62.1
Finances					
--	31.7	0.0	5.0	13.4	54.8
-	36.2	0.9	5.3	13.1	47.8
o	36.1	0.7	1.9	11.4	53.5
+	38.2	0.1	1.0	9.0	55.3
++	32.8	0.2	0.8	8.3	61.8
Age					
18-29	77.7	1.1	3.2	12.6	9.5
30-59	21.6	0.1	1.1	9.2	71.7
60+	1.5	0.0	0.0	7.8	93.4
Gender					
Daughter-mother	32.0	0.5	1.7	16.2	53.3
Daughter-father	42.5	0.4	2.0	1.2	57.3
Son-mother	31.3	0.2	1.7	17.5	53.7
Son-father	41.8	0.2	1.1	1.5	58.6
Migration					
1st generation	30.0	0.1	2.2	14.9	55.3
2nd generation	40.0	0.6	2.4	8.1	52.6
No migration	38.6	0.4	0.9	7.5	57.0
Region					
German	36.5	0.4	1.1	10.2	55.8
French	35.1	0.2	3.2	9.5	54.9
Italian	31.9	0.3	2.4	11.4	57.8
All	36.0	0.4	1.7	10.1	55.7


Source: SwissGen. 11,243 cases, per cent, multiple answers, weighted.

Table D7-1: Employment status (parents deceased)

	Employed	Education/ training	Unemployed	Not employed	Pensioner
Education					
Low	12.7	0.8	0.2	26.9	68.9
Medium	17.7	0.2	0.6	15.2	74.7
High	21.0	0.2	0.4	15.7	70.9
Finances					
--	21.1	0.0	1.2	17.2	67.1
-	15.8	0.0	0.7	21.9	71.3
o	15.6	0.3	0.8	16.9	74.7
+	20.5	0.1	0.4	17.4	68.9
++	17.6	0.2	0.1	17.2	75.1
Age					
18-29	49.9	0.0	19.4	9.7	28.7
30-59	25.9	0.1	0.8	16.7	62.2
60+	14.1	0.4	0.1	17.7	77.6
Gender					
Daughter-mother	8.5	0.4	0.2	34.3	69.7
Daughter-father	24.6	0.2	0.7	2.4	77.3
Son-mother	9.9	0.0	0.4	33.7	65.3
Son-father	26.1	0.4	0.5	3.4	76.0
Migration					
1st generation	17.3	0.4	1.0	23.7	62.8
2nd generation	22.4	0.0	0.7	12.5	71.8
No migration	17.4	0.3	0.2	15.6	76.3
Region					
German	19.1	0.4	0.5	17.5	72.3
French	16.1	0.2	0.3	17.8	71.1
Italian	9.8	0.0	0.6	13.2	81.4
All	18.0	0.3	0.5	17.3	72.5

Source: SwissGen. 7,012 cases, per cent, multiple answers, weighted.

Table A7-2: Workload (parents alive)

	1-39%	40-59%	60-79%	80-99%	100%+	
Education						
Low	11.5	8.9	8.8	11.7	59.0	
Medium	8.3	12.0	10.8	10.8	58.1	
High	7.2	14.1	10.6	11.1	57.0	
Finances						
--	2.9	12.7	12.5	5.4	66.6	
-	6.9	5.8	6.2	14.9	66.3	
o	8.2	13.1	10.6	10.0	58.1	
+	8.3	12.7	9.9	11.5	57.6	
++	8.6	12.6	12.3	11.1	55.4	
Age						
18-29	6.6	10.9	10.7	12.3	59.5	
30-59	10.1	15.0	9.9	8.7	56.3	
60+	27.9	0.0	16.5	0.0	55.6	
Gender						
Daughter-mother	9.8	21.8	19.5	17.6	31.3	
Daughter-father	3.5	6.2	3.8	5.9	80.6	
Son-mother	13.6	17.5	16.2	14.8	37.8	
Son-father	6.3	5.2	2.3	5.6	80.6	
Migration						
1st generation	7.7	10.8	6.9	7.6	66.9	
2nd generation	7.1	11.6	8.3	13.9	59.1	
No migration	8.6	13.4	12.8	11.6	53.5	
Region						
German	8.6	12.5	11.0	11.6	56.3	
French	6.9	12.3	9.0	9.9	61.9	
Italian	4.9	13.2	7.4	6.3	68.2	
All		8.1	12.5	10.4	11.0	58.0

Source: SwissGen. 3,879 cases, per cent, weighted.

Table D7-2: Workload (parents deceased)

	1-39%	40-59%	60-79%	80-99%	100%+
Education					
Low	0.3	11.2	0.0	2.1	86.4
Medium	5.7	9.9	2.4	5.1	76.8
High	7.9	8.4	5.3	4.1	74.3
Finances					
--	11.3	4.7	0.0	0.0	84.1
-	4.9	4.0	2.3	2.0	86.8
o	4.1	10.1	2.6	2.9	80.3
+	5.7	9.4	4.6	4.6	75.8
++	6.9	10.7	1.9	5.5	75.0
Age					
18-29	0.0	13.8	0.0	4.1	82.1
30-59	3.9	8.0	5.0	4.3	78.7
60+	8.5	10.8	1.8	4.3	74.6
Gender					
Daughter-mother	13.9	27.5	5.1	9.9	43.6
Daughter-father	3.4	3.7	1.2	2.4	89.3
Son-mother	9.4	24.4	15.4	8.4	42.4
Son-father	5.8	4.1	1.3	2.9	85.9
Migration					
1st generation	1.6	8.2	3.6	3.5	83.1
2nd generation	3.4	7.8	10.1	2.3	76.5
No migration	8.7	10.3	1.5	4.6	74.9
Region					
German	6.9	9.6	2.8	4.8	76.0
French	3.4	9.5	5.0	2.3	79.9
Italian	6.6	8.5	3.1	8.4	73.4
All	6.2	9.5	3.3	4.3	76.7

Source: SwissGen. 1,181 cases, per cent, weighted.

Table A8: Financial well-being (parents alive)

	0-1	2-3	4-6	7-8	9-10
Education					
Low	7.2	19.3	35.7	22.8	15.0
Medium	3.0	8.9	31.6	30.7	25.9
High	1.9	6.5	26.2	36.1	29.2
Finances					
--	21.7	15.8	28.2	14.8	19.6
-	6.5	30.7	31.4	22.9	8.5
o	3.5	12.0	44.8	26.5	13.3
+	1.5	5.7	24.8	45.8	22.2
++	1.2	3.0	16.2	24.6	55.0
Age					
18-29	2.2	7.6	25.6	35.8	28.9
30-59	3.2	9.4	30.4	31.7	25.4
60+	1.9	7.7	39.5	24.7	26.2
Gender					
Daughter-mother	3.1	9.6	31.1	30.3	25.9
Daughter-father	2.5	6.4	25.3	34.6	31.3
Son-mother	3.3	10.8	31.5	31.7	22.8
Son-father	2.0	7.7	27.5	34.5	28.3
Migration					
1st generation	4.6	14.4	37.3	27.2	16.6
2nd generation	2.8	8.0	29.4	36.1	23.7
No migration	1.8	5.3	24.6	34.5	33.9
Region					
German	2.5	7.7	26.3	32.5	31.1
French	4.2	12.1	37.0	31.7	15.0
Italian	2.0	9.9	45.0	33.1	9.9
All	2.9	8.8	29.6	32.3	26.4

Source: SwissGen. 11,063 cases, per cent, weighted.

Table D8: Financial well-being (parents deceased)

	0-1	2-3	4-6	7-8	9-10
Education					
Low	10.7	19.5	37.0	20.9	11.9
Medium	4.9	11.0	35.7	28.7	19.8
High	1.7	6.4	29.9	30.7	31.3
Finances					
--	32.7	17.9	26.4	11.8	11.3
-	11.9	35.4	32.9	13.7	6.1
o	5.9	14.9	49.2	22.9	7.1
+	2.7	8.2	35.0	38.2	15.9
++	2.2	5.2	19.7	26.7	46.2
Age					
18-29	7.7	23.5	19.4	18.2	31.2
30-59	5.0	11.1	33.0	30.2	20.8
60+	4.7	10.8	34.5	27.1	23.0
Gender					
Daughter-mother	6.0	12.8	33.9	25.6	21.8
Daughter-father	5.0	10.4	29.5	29.5	25.7
Son-mother	4.1	12.3	37.8	27.6	18.3
Son-father	4.3	8.7	35.8	29.4	21.9
Migration					
1st generation	8.7	16.3	38.7	21.2	15.1
2nd generation	4.6	11.0	30.6	28.9	24.9
No migration	3.5	8.8	32.7	30.1	25.0
Region					
German	3.8	9.5	32.0	28.4	26.3
French	8.3	14.6	36.4	28.2	12.5
Italian	4.0	15.7	52.1	19.4	8.8
All	4.8	11.0	33.9	28.0	22.4

Source: SwissGen. 6,956 cases, per cent, weighted.

Table A9: Health (parents alive)

	0-1	2-3	4-6	7-8	9-10
Education					
Low	3.6	17.5	40.6	26.1	12.2
Medium	3.4	9.9	33.7	36.9	16.1
High	2.0	9.8	33.8	39.6	14.8
Finances					
--	11.1	14.4	32.2	23.2	19.2
-	4.1	20.4	33.9	30.6	11.1
o	3.3	13.3	40.8	30.7	12.0
+	2.1	7.8	33.5	42.2	14.4
++	1.8	8.4	27.6	40.6	21.6
Age					
18-29	1.0	5.8	24.8	42.4	26.1
30-59	3.1	11.6	37.8	35.9	11.6
60+	8.2	24.9	39.2	22.5	5.3
Gender					
Daughter-mother	3.0	11.4	33.9	35.7	16.0
Daughter-father	2.5	9.1	33.6	37.1	17.8
Son-mother	2.9	11.0	35.8	36.5	13.9
Son-father	2.4	10.2	33.6	39.0	14.9
Migration					
1st generation	3.3	13.8	39.9	30.7	12.4
2nd generation	3.2	8.8	34.4	38.9	14.7
No migration	2.2	9.2	30.5	40.6	17.4
Region					
German	2.6	10.3	33.4	37.9	15.8
French	3.3	12.0	36.9	34.1	13.7
Italian	3.7	8.9	34.2	37.5	15.7
All	2.8	10.6	34.3	37.0	15.3

Source: SwissGen. 11,134 cases, per cent, weighted.

Table D9: Health (parents deceased)

	0-1	2-3	4-6	7-8	9-10
Education					
Low	24.1	26.3	26.7	15.9	6.9
Medium	28.8	25.5	24.5	16.3	4.9
High	27.8	26.7	26.4	14.7	4.4
Finances					
--	46.7	23.3	7.5	14.0	8.5
-	30.4	29.0	24.5	13.7	2.4
o	29.9	29.3	25.5	10.5	4.8
+	26.5	27.2	25.3	17.1	3.9
++	24.8	22.3	27.7	18.9	6.2
Age					
18-29	57.0	13.4	24.2	4.8	0.7
30-59	36.6	28.9	19.5	11.1	3.8
60+	23.4	24.8	28.4	17.8	5.7
Gender					
Daughter-mother	32.6	24.9	24.4	14.0	4.2
Daughter-father	26.3	23.9	25.9	17.3	6.6
Son-mother	27.4	29.2	24.6	15.4	3.4
Son-father	24.9	27.1	27.1	15.7	5.3
Migration					
1st generation	33.5	23.9	24.7	13.3	4.6
2nd generation	32.4	26.6	23.9	13.3	3.9
No migration	25.0	26.5	26.3	16.7	5.6
Region					
German	26.8	26.4	25.8	16.1	4.9
French	30.2	25.4	24.6	14.0	5.9
Italian	30.9	22.4	27.5	15.3	3.8
All	27.8	26.0	25.6	15.6	5.1

Source: SwissGen. 6,976 cases, per cent, weighted.

Table A10/11: Marital status (parents alive)

	Single	Married, registered	Divorced, annulled	Widowed	Partner
Education					
Low	2.6	62.1	14.6	20.7	71.6
Medium	2.5	67.5	13.3	16.7	76.7
High	3.0	71.5	11.8	13.8	79.3
Finances					
--	1.8	63.8	20.8	13.6	69.2
-	4.2	66.8	15.2	13.8	76.0
o	2.3	68.5	13.1	16.0	77.5
+	2.9	68.4	13.5	15.2	78.0
++	2.7	71.4	9.5	16.5	78.3
Age					
18-29	3.8	75.5	17.9	2.8	88.3
30-59	2.4	69.2	11.1	17.4	76.3
60+	0.5	25.4	3.7	70.3	28.7
Gender					
Daughter-mother	2.1	60.2	14.1	23.5	68.3
Daughter-father	2.8	78.7	12.0	6.5	88.9
Son-mother	3.0	62.1	13.6	21.4	69.4
Son-father	2.9	79.3	10.8	6.9	88.7
Migration					
1st generation	2.6	69.8	12.0	15.6	77.9
2nd generation	4.1	60.2	18.9	16.8	77.6
No migration	2.3	70.0	12.3	15.4	67.1
Region					
German	2.7	69.6	12.1	15.6	77.9
French	2.8	67.6	14.3	15.4	77.6
Italian	1.9	61.6	15.2	21.3	67.1
All	2.7	68.8	12.7	15.8	77.4

Source: SwissGen. 11,257/11,202 cases, per cent, weighted.

Table D10/11: Marital status (parents deceased)

	Single	Married, registered	Divorced, annulled	Widowed	Partner
Education					
Low	0.6	59.4	4.3	35.8	61.2
Medium	1.2	59.9	5.6	33.3	62.9
High	0.8	63.7	5.8	29.8	68.3
Finances					
--	1.4	59.6	10.2	28.8	61.8
-	2.2	58.8	8.4	30.5	60.4
o	1.1	61.6	5.8	31.5	64.0
+	0.8	62.4	5.2	31.7	67.8
++	0.7	59.9	4.8	34.6	63.2
Age					
18-29	8.4	73.0	18.6	0.0	63.9
30-59	1.4	72.6	8.6	17.4	77.3
60+	0.7	55.6	3.9	39.7	58.3
Gender					
Daughter-mother	1.4	38.9	5.1	54.6	45.6
Daughter-father	0.9	80.0	4.4	14.7	80.1
Son-mother	0.9	41.4	6.1	51.6	48.7
Son-father	0.6	78.8	6.1	14.5	79.4
Migration					
1st generation	1.8	64.4	5.4	28.4	67.5
2nd generation	1.0	60.3	7.4	31.4	69.1
No migration	0.4	59.7	5.2	34.8	62.6
Region					
German	0.9	61.0	5.5	32.6	64.4
French	1.3	61.6	5.7	31.5	65.0
Italian	1.2	58.9	3.1	36.8	58.8
All	1.0	61.0	5.5	32.6	64.3

Source: SwissGen. 7,070/6,969 cases, per cent, weighted.

Table A12: Closeness (parents alive)

	Very close	Close	Medium	Not very close	Not close at all
Education					
Low	38.3	32.4	18.5	5.7	5.1
Medium	32.7	35.2	20.3	6.5	5.3
High	31.6	35.2	21.2	8.0	4.0
Finances					
--	35.8	25.6	20.2	9.4	8.9
-	30.5	34.5	20.5	8.2	6.4
o	34.8	33.5	19.7	7.0	5.0
+	32.3	36.7	19.9	6.8	4.3
++	31.0	35.6	22.3	7.2	3.9
Age					
18-29	39.2	36.7	14.7	5.7	3.6
30-59	31.2	34.0	22.4	7.5	4.9
60+	22.1	37.1	26.2	8.9	5.8
Gender					
Daughter-mother	43.4	31.5	16.0	5.8	3.3
Daughter-father	27.3	34.0	22.4	8.3	8.0
Son-mother	33.9	38.1	19.8	5.7	2.5
Son-father	22.8	37.8	24.2	9.2	5.9
Migration					
1st generation	40.7	29.7	18.0	6.7	4.9
2nd generation	32.1	36.0	19.0	7.8	5.2
No migration	28.1	38.4	22.0	7.1	4.3
Region					
German	30.2	36.4	22.1	6.8	4.5
French	37.9	32.8	15.9	8.0	5.4
Italian	50.6	22.2	16.7	6.3	4.2
All	32.8	35.0	20.4	7.1	4.7

Source: SwissGen. 11,257 cases, per cent, weighted.

Table D12: Closeness (parents deceased)

	Very close	Close	Medium	Not very close	Not close at all
Education					
Low	41.2	29.5	20.4	6.0	2.9
Medium	29.1	34.3	25.7	7.7	3.3
High	28.0	35.3	24.2	9.4	3.1
Finances					
--	28.0	34.4	18.6	9.4	9.6
-	42.8	29.5	17.3	5.7	4.7
o	34.4	31.2	23.5	7.3	3.5
+	28.7	36.1	24.9	7.8	2.5
++	28.4	34.8	24.7	9.4	2.8
Age					
18-29	40.4	34.9	6.4	12.9	5.4
30-59	38.1	32.1	18.8	7.0	4.1
60+	27.8	34.5	26.8	8.3	2.7
Gender					
Daughter-mother	41.5	30.7	20.6	5.3	2.0
Daughter-father	29.4	35.2	22.6	9.0	3.9
Son-mother	31.5	34.1	26.9	5.9	1.7
Son-father	21.5	34.8	27.6	11.8	4.3
Migration					
1st generation	42.6	30.1	16.5	7.2	3.6
2nd generation	34.3	27.8	25.5	8.3	4.1
No migration	26.1	36.4	26.7	8.2	2.7
Region					
German	26.3	34.3	27.7	8.5	3.3
French	41.6	33.7	15.4	6.5	2.8
Italian	55.4	24.1	11.8	6.8	1.9
All	31.1	33.7	24.2	7.9	3.1

Source: SwissGen. 7,061 cases, per cent, weighted.

Table A13: Importance (parents alive)

	Very important	Important	Medium	Not very important	Not important at all
Education					
Low	62.2	22.7	10.0	3.6	1.5
Medium	53.2	28.8	10.8	4.1	3.1
High	49.0	33.0	12.2	3.9	1.9
Finances					
--	53.0	24.3	11.7	5.2	5.9
-	57.3	25.6	9.0	5.3	2.8
o	54.4	28.8	10.3	4.1	2.5
+	52.3	30.9	11.0	3.5	2.4
++	47.5	33.1	13.6	3.8	2.0
Age					
18-29	68.2	21.9	5.6	2.4	1.9
30-59	47.6	32.9	12.8	4.2	2.5
60+	26.9	37.9	24.2	8.8	2.2
Gender					
Daughter-mother	60.5	25.1	10.0	3.0	1.5
Daughter-father	52.2	27.6	11.1	4.7	4.4
Son-mother	52.0	31.9	12.1	3.2	0.8
Son-father	41.6	37.3	12.0	5.7	3.5
Migration					
1st generation	60.1	25.0	8.9	3.4	2.7
2nd generation	55.3	27.1	10.1	4.9	2.5
No migration	46.1	34.8	12.9	4.0	2.2
Region					
German	50.5	31.3	11.9	3.8	2.6
French	56.7	27.8	9.3	4.1	2.1
Italian	57.3	23.0	12.0	5.7	2.1
All	52.3	30.1	11.3	4.0	2.4

Source: SwissGen. 11,230 cases, per cent, weighted.

Table D13: Importance (parents deceased)

	Very important	Important	Medium	Not very important	Not important at all
Education					
Low	45.9	31.7	15.8	4.3	2.3
Medium	34.3	40.8	18.4	4.8	1.8
High	35.8	39.4	18.5	5.0	1.4
Finances					
--	35.2	38.2	13.4	7.7	5.4
-	44.7	35.8	12.2	5.3	2.0
o	39.6	37.2	16.6	4.4	2.2
+	37.3	36.7	20.6	4.2	1.2
++	33.1	42.1	17.9	5.4	1.6
Age					
18-29	54.4	28.8	6.4	5.0	5.4
30-59	46.6	34.0	13.8	3.2	2.4
60+	32.5	40.9	19.9	5.4	1.4
Gender					
Daughter-mother	47.9	33.8	13.3	4.4	0.5
Daughter-father	36.6	40.0	17.1	4.0	2.3
Son-mother	34.6	41.7	19.5	3.5	0.8
Son-father	27.3	39.8	22.6	7.3	3.0
Migration					
1st generation	52.0	30.7	11.4	3.6	2.3
2nd generation	38.3	35.2	18.5	5.8	2.3
No migration	31.3	42.5	19.9	5.0	1.3
Region					
German	33.5	40.3	19.3	4.9	2.0
French	45.4	35.3	14.1	4.2	1.0
Italian	51.3	28.8	14.1	4.2	1.6
All	37.0	38.6	17.9	4.7	1.7

Source: SwissGen. 7,048 cases, per cent, weighted.

Table A14: Distance including coresidence (parents alive)

	Household	House	Up to 5 km	Up to 25 km	25 km or more
Education					
Low	23.3	1.0	8.6	8.3	58.8
Medium	17.7	3.3	22.0	21.8	35.2
High	6.8	2.0	18.4	18.9	53.8
Finances					
--	15.7	3.6	16.1	17.6	47.0
-	12.7	4.3	17.6	16.8	48.7
o	14.0	2.3	18.4	17.5	47.8
+	13.0	3.0	18.0	21.1	44.9
++	12.6	1.3	22.0	19.2	45.0
Age					
18-29	42.2	1.9	14.7	15.5	25.7
30-59	2.6	2.8	20.8	20.5	53.4
60+	0.8	2.2	18.3	21.1	57.6
Gender					
Daughter-mother	12.6	2.3	20.4	20.0	44.7
Daughter-father	11.9	1.9	18.5	21.3	46.5
Son-mother	14.6	3.0	19.1	17.7	45.7
Son-father	14.2	2.7	17.9	18.2	47.0
Migration					
1st generation	7.8	1.3	7.5	6.6	76.8
2nd generation	23.0	2.5	19.8	23.2	31.5
No migration	13.8	3.3	26.4	25.9	30.6
Region					
German	12.6	2.4	19.8	19.7	45.4
French	14.7	2.7	16.1	18.0	48.5
Italian	18.8	3.0	21.5	14.5	42.3
All	13.4	2.5	19.0	19.1	46.0

Source: SwissGen. 11,115 cases, per cent, weighted.

Table D14: Distance including coresidence (parents deceased)

	Household	House	Up to 5 km	Up to 25 km	25 km or more
Education					
Low	6.9	6.6	16.3	15.1	55.2
Medium	7.9	6.3	22.7	21.1	41.9
High	6.0	2.6	19.0	22.1	50.4
Finances					
--	11.0	8.6	11.0	17.3	52.1
-	7.7	7.2	20.9	16.5	47.7
o	6.8	4.6	19.7	18.9	50.0
+	7.8	5.2	20.3	20.2	46.5
++	6.5	5.0	21.3	22.9	44.3
Age					
18-29	34.8	0.0	6.8	21.0	37.4
30-59	8.4	3.9	21.2	21.6	44.9
60+	6.2	5.8	20.1	19.8	48.1
Gender					
Daughter-mother	5.4	3.8	18.7	19.8	52.3
Daughter-father	7.4	3.9	19.6	20.9	48.2
Son-mother	7.6	6.0	23.0	20.7	42.8
Son-father	8.7	7.0	20.8	20.0	43.5
Migration					
1st generation	4.6	3.5	6.8	7.5	77.6
2nd generation	7.3	5.1	24.2	23.0	40.4
No migration	8.0	5.5	25.0	24.6	36.9
Region					
German	7.4	5.1	20.2	20.8	46.5
French	5.5	5.8	20.7	20.3	47.7
Italian	10.9	4.0	20.9	12.8	51.3
All	7.1	5.2	20.4	20.4	47.0

Source: SwissGen. 6,928 cases, per cent, weighted.

Table A15: Move-out date (parents alive)

	Age <18	Age 18–24	Age 25–30	Age 30+	Never lived with parent
Education					
Low	26.4	50.5	12.0	9.1	2.0
Medium	14.9	63.1	17.4	3.3	1.3
High	11.1	61.2	21.8	5.1	0.9
Finances					
--	22.7	54.3	13.9	8.2	1.0
-	15.1	56.4	18.9	7.1	2.7
o	14.8	58.1	19.2	6.6	1.3
+	14.4	62.1	19.5	3.1	0.9
++	11.1	65.4	19.6	2.9	1.0
Age					
18–29	21.0	63.4	14.6	0.0	1.0
30–59	12.4	60.3	20.6	5.7	1.0
60+	11.7	65.3	15.7	4.6	2.9
Gender					
Daughter-mother	11.1	68.4	14.9	4.6	1.0
Daughter-father	20.5	60.1	14.5	3.4	1.5
Son-mother	8.7	59.9	25.4	5.6	0.4
Son-father	17.6	53.5	22.4	4.7	1.8
Migration					
1st generation	14.5	57.5	18.5	7.8	1.8
2nd generation	15.0	60.1	21.0	3.0	0.9
No migration	13.3	64.1	19.2	2.7	0.7
Region					
German	14.1	61.8	19.3	4.2	0.7
French	14.2	60.5	18.2	4.8	2.2
Italian	10.0	51.3	25.7	10.8	2.1
All	13.9	61.1	19.2	4.6	1.1

Source: SwissGen. 9,237 cases, per cent, weighted.

Table D15: Move-out date (parents deceased)

	Age <18	Age 18–24	Age 25–30	Age 30+	Never lived with parent
Education					
Low	20.6	53.5	16.3	7.8	1.9
Medium	11.7	62.9	16.2	6.1	3.1
High	11.6	63.3	17.8	5.8	1.5
Finances					
--	20.7	56.5	15.3	5.2	2.5
-	15.2	48.4	21.3	9.8	5.4
o	14.0	61.6	14.6	7.1	2.7
+	13.0	63.2	15.9	5.8	2.1
++	12.5	62.4	17.9	5.5	1.7
Age					
18–29	39.4	54.0	0.0	0.0	6.6
30–59	13.6	63.4	16.0	5.8	1.2
60+	12.8	60.6	17.1	6.7	2.8
Gender					
Daughter-mother	13.6	64.7	14.1	5.4	2.3
Daughter-father	16.8	64.0	12.9	3.3	3.0
Son-mother	8.1	59.4	21.3	9.2	2.1
Son-father	13.1	56.3	20.5	8.5	1.7
Migration					
1st generation	14.2	57.9	18.9	7.3	1.7
2nd generation	11.4	65.2	17.1	4.5	1.8
No migration	12.9	62.6	15.9	6.3	2.4
Region					
German	13.1	61.5	16.8	6.3	2.3
French	13.7	62.4	15.5	5.8	2.6
Italian	11.3	55.6	20.7	10.9	1.5
All	13.2	61.5	16.7	6.4	2.3






Source: SwissGen. 6,104 cases, per cent, weighted.

Table A16: Distance excluding coresidence (parents alive)

	Up to 5 km	Up to 25 km	Up to 100 km	Up to 500 km	500 km or more
Education					
Low	12.5	10.8	8.4	3.7	64.6
Medium	30.7	26.5	15.7	8.9	18.3
High	21.9	20.3	18.3	15.4	24.1
Finances					
--	23.3	20.9	12.7	7.1	35.9
-	25.0	19.2	12.5	9.9	33.4
o	24.1	20.3	12.4	10.6	32.6
+	24.1	24.2	17.3	12.1	22.2
++	26.6	21.9	21.1	13.1	17.3
Age					
18-29	28.6	26.8	17.5	10.5	16.6
30-59	24.1	21.0	15.8	11.3	27.7
60+	20.6	21.3	19.5	18.6	20.0
Gender					
Daughter-mother	26.0	22.9	16.5	11.3	23.3
Daughter-father	23.1	24.2	16.5	11.8	24.4
Son-mother	25.8	20.7	15.7	12.0	25.8
Son-father	24.0	21.2	17.2	10.9	26.7
Migration					
1st generation	9.5	7.2	5.0	12.7	65.7
2nd generation	29.0	30.2	17.4	11.8	11.7
No migration	34.5	30.0	23.6	10.4	1.4
Region					
German	25.5	22.5	17.3	10.9	23.8
French	22.0	21.1	13.7	12.5	30.7
Italian	30.1	17.8	11.9	19.1	21.2
All					
	24.8	22.0	16.2	11.6	25.3

Source: SwissGen. 9,627 cases, per cent, weighted.

Table D16: Distance excluding coresidence (parents deceased)

	Up to 5 km	Up to 25 km	Up to 100 km	Up to 500 km	500 km or more
Education					
Low	24.5	16.2	17.7	9.1	32.6
Medium	31.6	22.9	20.2	13.0	12.3
High	23.0	23.5	22.0	16.3	15.4
Finances					
--	22.0	19.5	13.1	8.2	37.3
-	30.5	17.9	14.7	9.2	27.8
o	26.1	20.3	18.5	14.6	20.6
+	27.7	21.9	20.4	13.0	17.1
++	28.1	24.5	23.6	14.1	9.7
Age					
18-29	10.5	32.3	13.0	27.0	17.4
30-59	27.4	23.6	16.2	9.1	23.8
60+	27.6	21.1	22.3	15.4	13.7
Gender					
Daughter-mother	23.8	21.0	21.6	15.3	18.4
Daughter-father	25.4	22.6	20.5	15.9	15.6
Son-mother	31.3	22.4	20.6	9.9	15.8
Son-father	30.5	21.9	18.5	11.3	17.8
Migration					
1st generation	10.8	7.9	5.8	13.3	62.1
2nd generation	31.6	24.8	20.5	13.9	9.1
No migration	33.1	26.8	25.8	13.3	1.0
Region					
German	27.3	22.5	23.1	12.4	14.7
French	28.0	21.5	13.6	14.6	22.3
Italian	28.0	14.4	10.5	24.7	22.3
All	 27.5	 21.9	 20.4	 13.5	 16.8

Source: SwissGen. 6,414 cases, per cent, weighted.

Table A17: Contact (parents alive)

	Daily	Weekly	Bi-weekly, monthly	Rarely	Never
Education					
Low	12.8	46.0	20.6	16.1	4.5
Medium	12.6	55.5	20.3	6.9	4.7
High	8.4	58.8	23.9	6.4	2.6
Finances					
--	12.8	47.1	20.0	12.9	7.2
-	19.0	46.7	17.2	11.9	5.2
o	13.0	54.5	20.2	8.7	3.6
+	9.4	57.5	23.0	6.3	3.8
++	6.8	60.3	24.4	6.1	2.6
Age					
18-29	14.7	58.0	17.6	6.0	3.7
30-59	9.6	56.3	22.5	8.0	3.6
60+	11.7	52.2	25.2	6.0	4.8
Gender					
Daughter-mother	18.4	61.7	13.4	4.6	2.0
Daughter-father	8.6	48.5	25.8	10.4	6.6
Son-mother	8.0	61.8	22.8	5.6	1.8
Son-father	6.3	51.1	26.9	10.8	5.0
Migration					
1st generation	13.5	52.0	20.4	9.7	4.4
2nd generation	11.2	57.3	19.7	8.0	3.8
No migration	8.5	59.0	23.7	5.8	3.0
Region					
German	9.8	56.6	22.6	7.4	3.5
French	10.5	56.2	21.2	8.0	4.1
Italian	28.8	48.3	12.4	6.2	4.2
All	10.7	56.3	21.9	7.5	3.6

Source: SwissGen. 9,641 cases, per cent, weighted.

Table D17: Contact (parents deceased)

	Daily	Weekly	Bi-weekly, monthly	Rarely	Never
Education					
Low	12.7	47.5	25.0	12.3	2.5
Medium	16.2	53.2	20.0	6.6	4.0
High	9.3	58.4	22.3	7.3	2.8
Finances					
--	14.1	37.6	20.2	18.3	9.8
-	14.6	46.7	22.6	11.6	4.5
o	14.6	52.1	21.9	8.2	3.3
+	14.1	55.2	20.7	7.2	2.8
++	11.1	57.0	22.3	6.3	3.3
Age					
18-29	23.7	50.4	3.8	15.5	6.5
30-59	14.6	57.0	17.0	7.3	4.1
60+	12.8	52.8	23.6	7.9	2.9
Gender					
Daughter-mother	20.5	57.0	15.4	5.4	1.7
Daughter-father	11.6	53.7	22.8	7.8	4.1
Son-mother	9.3	56.5	24.0	7.3	3.0
Son-father	10.6	48.8	25.3	10.8	4.5
Migration					
1st generation	11.1	45.6	22.7	14.6	6.0
2nd generation	16.2	55.8	17.9	7.3	2.8
No migration	13.8	57.1	21.7	5.1	2.3
Region					
German	12.2	53.5	23.2	7.7	3.3
French	14.8	56.3	17.6	8.1	3.2
Italian	25.1	50.0	14.0	7.4	3.4
All	13.4	54.0	21.5	7.8	3.3

Source: SwissGen. 6,404 cases, per cent, weighted.

Table A18: Worries (parents alive)

	Always	Often	Sometimes	Rarely	Never
Education					
Low	25.5	23.1	28.7	15.9	6.9
Medium	10.6	19.0	38.5	24.1	8.0
High	8.0	18.6	41.0	27.1	5.4
Finances					
--	24.9	16.5	31.6	18.7	8.3
-	19.4	19.0	33.5	21.1	7.1
o	14.6	22.7	36.8	19.3	6.6
+	8.6	18.5	40.1	27.3	5.6
++	5.9	16.3	40.6	28.8	8.4
Age					
18-29	10.9	17.1	36.8	27.6	7.7
30-59	11.2	19.3	39.2	23.7	6.6
60+	7.3	32.2	38.2	19.1	3.2
Gender					
Daughter-mother	12.8	21.8	39.7	21.6	4.1
Daughter-father	12.4	20.2	36.7	22.5	8.2
Son-mother	9.5	18.2	39.8	26.6	5.8
Son-father	8.6	16.3	36.9	28.6	9.5
Migration					
1st generation	21.6	22.7	33.4	16.6	5.8
2nd generation	10.8	21.6	37.7	23.1	7.0
No migration	4.0	16.4	41.8	30.4	7.3
Region					
German	9.3	17.0	39.8	26.9	7.1
French	16.1	26.0	34.1	18.3	5.5
Italian	11.5	18.8	42.5	19.3	8.0
All	11.0	19.2	38.5	24.5	6.7

Source: SwissGen. 11,221 cases, per cent, weighted.

Table D18: Worries (parents deceased)

	Always	Often	Sometimes	Rarely	Never
Education					
Low	29.2	37.5	21.4	5.9	6.0
Medium	21.9	38.3	22.9	12.2	4.7
High	18.7	40.3	24.0	12.7	4.3
Finances					
--	27.9	42.1	11.1	9.3	9.6
-	24.5	33.1	23.6	15.5	3.3
o	25.5	37.6	22.8	9.2	4.8
+	21.2	40.2	23.3	11.3	4.0
++	19.4	38.9	24.2	12.3	5.3
Age					
18-29	37.1	30.9	18.3	7.2	6.5
30-59	28.9	38.8	19.4	8.3	4.6
60+	18.9	39.0	24.7	12.6	4.9
Gender					
Daughter-mother	29.9	41.2	20.0	6.2	2.7
Daughter-father	22.5	40.1	20.9	10.9	5.6
Son-mother	18.2	38.8	25.6	13.4	4.0
Son-father	16.2	34.2	27.0	16.0	6.7
Migration					
1st generation	38.2	31.9	17.9	6.4	5.6
2nd generation	20.9	44.6	18.8	12.4	3.4
No migration	16.4	40.5	25.7	12.8	4.7
Region					
German	19.2	39.0	24.5	12.4	5.0
French	29.4	39.4	18.9	7.9	4.4
Italian	32.8	33.6	19.1	9.7	4.8
All	22.1	38.9	23.0	11.2	4.8

Source: SwissGen. 6,904 cases, per cent, weighted.

Table A19: Different opinions (parents alive)

	Always	Often	Sometimes	Rarely	Never
Education					
Low	6.8	20.3	42.3	24.3	6.4
Medium	4.6	20.4	48.6	23.4	3.1
High	2.8	21.5	48.3	25.4	2.0
Finances					
--	10.9	28.1	35.7	17.8	7.6
-	5.8	27.0	40.5	23.0	3.7
o	4.9	21.4	46.9	22.5	4.3
+	3.3	20.2	50.4	24.4	1.8
++	2.6	18.9	48.0	27.9	2.7
Age					
18-29	3.5	19.1	49.5	25.4	2.6
30-59	4.0	21.3	48.1	23.7	3.0
60+	7.6	22.6	37.0	26.9	6.0
Gender					
Daughter-mother	4.4	25.0	48.1	21.3	1.2
Daughter-father	4.7	19.0	47.1	25.1	4.0
Son-mother	3.0	18.6	51.1	24.5	2.8
Son-father	4.0	19.3	45.4	27.6	3.8
Migration					
1st generation	5.5	21.2	47.0	21.2	5.1
2nd generation	4.5	24.2	44.7	24.2	2.4
No migration	2.7	19.3	49.5	26.5	2.0
Region					
German	3.3	19.2	47.5	26.8	3.2
French	5.7	25.4	48.3	18.0	2.5
Italian	7.5	21.5	50.1	17.2	3.7
All	4.1	20.8	47.8	24.4	3.1

Source: SwissGen. 11,182 cases, per cent, weighted.

Table D19: Different opinions (parents deceased)

	Always	Often	Sometimes	Rarely	Never
Education					
Low	3.0	11.9	35.5	34.7	14.9
Medium	2.6	13.8	41.7	32.5	9.4
High	1.6	16.8	40.0	36.0	5.6
Finances					
--	11.4	16.2	40.3	21.7	10.4
-	3.6	18.4	36.6	32.3	9.0
o	1.6	16.5	42.1	30.5	9.3
+	2.5	15.4	39.7	34.7	7.7
++	1.9	10.8	39.1	38.2	10.1
Age					
18-29	12.7	11.5	39.2	18.2	18.4
30-59	2.5	17.6	40.9	30.9	8.0
60+	2.1	13.0	39.6	35.6	9.6
Gender					
Daughter-mother	2.1	14.4	40.6	34.4	8.6
Daughter-father	2.9	14.7	37.8	33.6	11.0
Son-mother	1.5	10.8	42.7	36.0	9.0
Son-father	2.5	16.9	39.3	33.3	8.1
Migration					
1st generation	4.3	13.9	36.3	32.3	13.3
2nd generation	1.6	18.7	43.0	27.4	9.3
No migration	1.7	13.6	41.3	35.9	7.6
Region					
German	1.9	13.7	38.2	36.8	9.4
French	3.5	16.7	45.6	26.7	7.6
Italian	3.9	14.9	43.2	24.7	13.4
All	2.3	14.4	40.1	34.0	9.2

Source: SwissGen. 6,804 cases, per cent, weighted.

Table A20: Changing emotions (parents alive)

	Always	Often	Sometimes	Rarely	Never
Education					
Low	3.4	4.4	18.3	31.1	42.8
Medium	0.8	6.8	18.8	36.0	37.6
High	0.6	5.6	19.0	41.0	33.8
Finances					
--	3.7	7.0	20.7	28.9	39.8
-	1.7	7.0	20.1	32.1	39.1
o	1.1	6.1	19.5	34.5	38.8
+	0.6	6.1	18.7	40.1	34.5
++	0.6	5.4	17.1	40.6	36.4
Age					
18-29	1.2	6.9	16.7	35.6	39.7
30-59	0.8	5.5	19.2	38.0	36.5
60+	1.6	7.6	22.5	44.7	23.6
Gender					
Daughter-mother	1.0	8.0	20.8	36.6	33.6
Daughter-father	1.4	7.4	18.4	36.3	36.6
Son-mother	0.8	3.6	16.3	39.2	40.1
Son-father	0.7	5.3	18.6	39.5	35.9
Migration					
1st generation	1.4	6.4	18.0	33.3	41.0
2nd generation	0.9	5.7	20.4	35.4	37.6
No migration	0.6	5.8	18.7	41.3	33.6
Region					
German	0.9	5.7	17.8	39.5	36.0
French	1.0	6.6	21.6	33.1	37.7
Italian	1.7	8.9	18.5	27.5	43.4
All	1.0	6.0	18.8	37.5	36.7

Source: SwissGen. 11,179 cases, per cent, weighted.

Table D20: Changing emotions (parents deceased)

	Always	Often	Sometimes	Rarely	Never
Education					
Low	1.6	4.4	19.7	27.3	47.0
Medium	0.6	6.3	22.1	35.7	35.4
High	0.7	5.3	22.0	39.4	32.6
Finances					
--	3.3	10.6	25.3	22.9	37.9
-	2.0	6.3	21.4	33.4	37.0
o	1.1	5.7	19.9	35.3	38.1
+	0.4	5.5	23.4	35.6	35.1
++	0.4	4.5	21.0	37.9	36.2
Age					
18-29	0.0	15.6	15.9	17.1	51.3
30-59	0.9	6.4	19.9	33.5	39.3
60+	0.7	5.1	22.6	36.6	35.1
Gender					
Daughter-mother	0.4	5.3	23.6	30.4	40.4
Daughter-father	1.4	6.9	21.4	34.1	36.2
Son-mother	0.3	3.2	19.5	38.7	38.3
Son-father	0.9	6.0	21.7	38.8	32.7
Migration					
1st generation	1.1	6.7	18.1	28.0	46.0
2nd generation	0.6	5.7	24.4	33.5	35.8
No migration	0.6	5.1	22.2	39.0	33.1
Region					
German	0.8	5.8	21.8	37.7	34.0
French	0.4	4.4	22.2	29.7	43.2
Italian	2.9	7.8	16.6	28.0	44.6
All	0.8	5.6	21.6	35.5	36.5

Source: SwissGen. 6,776 cases, per cent, weighted.

Table A21: Understanding (parents alive)

	Always	Often	Sometimes	Rarely	Never
Education					
Low	33.2	34.6	19.4	6.2	6.6
Medium	23.4	42.4	20.4	8.5	5.3
High	20.1	46.2	21.0	9.2	3.7
Finances					
--	37.5	19.2	25.5	9.8	8.0
-	21.0	36.0	21.9	12.6	8.5
o	23.2	41.7	21.1	8.2	5.7
+	20.8	46.3	20.1	9.1	3.8
++	24.1	45.9	19.5	7.1	3.4
Age					
18-29	25.9	45.4	18.3	6.5	3.9
30-59	22.1	42.9	21.2	9.2	4.7
60+	16.0	42.7	22.8	9.2	9.3
Gender					
Daughter-mother	23.5	42.7	20.3	9.0	4.6
Daughter-father	22.0	40.3	21.2	9.2	7.3
Son-mother	23.8	48.3	18.5	6.9	2.5
Son-father	20.6	43.2	22.0	9.3	4.9
Migration					
1st generation	26.5	38.1	20.6	8.9	6.0
2nd generation	21.7	41.4	20.9	10.8	5.3
No migration	21.0	47.8	20.1	7.5	3.7
Region					
German	23.4	45.5	19.5	7.6	4.0
French	20.9	38.3	23.0	11.2	6.6
Italian	25.6	36.9	21.9	8.7	6.9
All	22.9	43.4	20.4	8.5	4.7

Source: SwissGen. 11,172 cases, per cent, weighted.

Table D21: Understanding (parents deceased)

	Always	Often	Sometimes	Rarely	Never
Education					
Low	41.0	29.2	16.4	8.2	5.3
Medium	29.8	38.7	18.1	8.8	4.5
High	25.9	41.9	18.7	10.4	3.1
Finances					
--	30.7	22.9	22.4	13.7	10.4
-	29.0	35.6	15.4	13.1	6.9
o	30.0	35.3	19.5	10.6	4.7
+	28.2	41.4	18.6	7.5	4.3
++	32.6	39.5	16.6	8.7	2.6
Age					
18-29	49.1	22.7	7.7	14.4	6.1
30-59	28.7	36.8	20.3	10.0	4.2
60+	31.1	38.8	17.1	8.8	4.1
Gender					
Daughter-mother	32.8	37.2	17.9	7.2	5.0
Daughter-father	33.0	33.5	18.9	9.9	4.7
Son-mother	30.6	44.6	14.6	7.9	2.4
Son-father	24.9	39.5	20.5	11.1	4.0
Migration					
1st generation	35.7	33.3	15.5	9.9	5.7
2nd generation	26.7	34.4	22.4	12.8	3.8
No migration	29.4	40.6	17.9	8.5	3.6
Region					
German	30.7	38.1	18.3	8.9	3.9
French	28.3	39.3	17.6	10.0	4.8
Italian	37.1	31.4	16.4	10.5	4.7
All	30.5	38.1	18.1	9.2	4.2

Source: SwissGen. 6,836 cases, per cent, weighted.

Table A22: Appreciation (parents alive)

	Always	Often	Sometimes	Rarely	Never
Education					
Low	39.1	29.5	17.7	6.1	7.6
Medium	35.9	31.4	19.0	8.3	5.5
High	38.4	32.5	17.6	7.9	3.6
Finances					
--	40.3	24.2	16.8	7.7	11.0
-	34.6	26.5	19.5	10.9	8.6
o	37.1	30.4	19.2	7.7	5.7
+	37.4	34.2	17.4	7.1	4.0
++	38.1	31.9	17.9	8.5	3.6
Age					
18-29	46.7	31.5	13.3	5.4	3.2
30-59	34.4	32.0	19.7	8.6	5.2
60+	25.8	32.0	23.5	9.9	8.9
Gender					
Daughter-mother	41.4	30.2	15.4	9.1	3.9
Daughter-father	34.6	28.4	20.0	9.2	7.9
Son-mother	40.8	35.7	16.0	4.7	2.8
Son-father	30.2	32.5	22.9	8.8	5.5
Migration					
1st generation	42.3	28.3	17.3	6.0	6.2
2nd generation	37.1	31.8	17.1	9.0	5.2
No migration	34.5	34.2	18.9	8.6	3.8
Region					
German	35.2	33.3	18.5	8.3	4.8
French	41.7	28.3	17.6	7.0	5.3
Italian	49.5	29.2	12.8	4.6	3.9
All	37.3	31.9	18.1	7.8	4.9

Source: SwissGen. 11,166 cases, per cent, weighted.

Table D22: Appreciation (parents deceased)

	Always	Often	Sometimes	Rarely	Never
Education					
Low	40.2	30.5	13.0	9.9	6.5
Medium	34.9	31.8	18.5	9.7	5.2
High	32.4	33.5	19.7	11.0	3.3
Finances					
--	31.3	28.3	15.7	12.9	11.8
-	36.4	32.6	13.9	10.1	7.1
o	34.0	31.8	18.5	10.3	5.4
+	34.0	34.1	18.2	10.0	3.8
++	36.7	30.9	18.5	9.6	4.3
Age					
18-29	56.9	17.5	8.9	13.3	3.5
30-59	35.0	31.9	18.4	10.1	4.6
60+	34.9	32.4	17.9	10.0	4.9
Gender					
Daughter-mother	37.5	32.1	15.7	9.7	5.0
Daughter-father	36.9	28.2	18.9	10.2	5.8
Son-mother	37.4	37.9	15.1	7.2	2.4
Son-father	27.8	32.7	22.1	12.3	5.2
Migration					
1st generation	42.8	29.1	14.6	7.3	6.2
2nd generation	33.4	29.7	19.1	13.8	4.0
No migration	32.7	33.8	19.1	10.4	4.1
Region					
German	30.6	32.9	19.6	11.7	5.2
French	45.5	30.5	14.3	5.7	4.0
Italian	55.1	26.8	10.9	5.1	2.1
All	35.1	32.1	18.0	10.1	4.8

Source: SwissGen. 6,799 cases, per cent, weighted.

Table A23: Obligation (parents alive)

	Always	Often	Sometimes	Rarely	Never
Education					
Low	52.5	18.9	14.9	7.7	6.1
Medium	41.2	26.7	17.1	8.4	6.6
High	41.7	25.9	18.7	9.1	4.6
Finances					
--	44.3	20.6	11.6	12.8	10.8
-	42.7	20.9	16.8	11.2	8.3
o	44.3	23.3	17.3	8.2	6.9
+	41.6	26.0	18.8	8.7	4.9
++	42.2	29.2	16.8	8.1	3.7
Age					
18-29	47.3	27.0	14.9	6.3	4.6
30-59	41.4	24.5	18.5	9.5	6.0
60+	38.7	31.1	17.0	8.0	5.2
Gender					
Daughter-mother	43.0	27.4	16.9	8.3	4.4
Daughter-father	38.8	22.4	18.4	11.3	9.1
Son-mother	47.6	26.4	17.3	5.8	3.1
Son-father	42.0	25.0	16.9	9.8	6.3
Migration					
1st generation	52.3	19.4	13.7	7.9	6.7
2nd generation	40.5	25.9	18.2	9.7	5.7
No migration	37.4	29.3	19.9	8.7	4.8
Region					
German	44.4	27.2	16.9	7.4	4.2
French	34.6	21.4	20.6	13.3	10.1
Italian	64.0	17.7	9.9	4.0	4.4
All	42.8	25.4	17.5	8.7	5.6

Source: SwissGen. 11,162 cases, per cent, weighted.

Table D23: Obligation (parents deceased)

	Always	Often	Sometimes	Rarely	Never
Education					
Low	44.8	23.0	15.6	7.9	8.7
Medium	37.5	25.6	18.5	10.3	8.2
High	34.3	25.8	20.6	11.3	8.1
Finances					
--	39.2	30.1	6.5	13.5	10.7
-	33.3	24.0	19.0	11.5	12.3
o	36.0	24.2	18.5	10.4	11.0
+	34.6	27.0	19.8	10.5	8.1
++	43.2	24.4	18.0	9.2	5.2
Age					
18-29	43.8	30.8	10.1	9.6	5.8
30-59	38.5	25.5	17.3	9.4	9.5
60+	37.5	24.9	19.4	10.6	7.7
Gender					
Daughter-mother	43.9	27.8	15.7	6.6	6.1
Daughter-father	36.3	21.4	19.3	11.6	11.4
Son-mother	38.0	29.0	18.6	8.7	5.8
Son-father	33.6	22.9	21.5	13.5	8.5
Migration					
1st generation	45.5	20.2	15.1	10.4	8.8
2nd generation	35.9	28.5	17.5	9.0	9.1
No migration	35.1	26.5	20.2	10.5	7.7
Region					
German	40.4	27.5	18.1	9.0	5.1
French	23.5	19.3	22.1	15.1	20.0
Italian	66.8	15.7	10.1	5.4	2.0
All	37.8	25.1	18.6	10.2	8.3

Source: SwissGen. 6,817 cases, per cent, weighted.

Table A24: Quarrel (parents alive)

	Always	Often	Sometimes	Rarely	Never
Education					
Low	2.3	6.4	18.4	38.6	34.4
Medium	2.2	5.2	18.7	44.2	29.7
High	1.0	5.4	19.4	45.7	28.6
Finances					
--	0.7	7.7	15.3	44.4	32.0
-	2.2	8.9	20.2	39.9	28.7
o	2.2	5.6	19.6	43.2	29.3
+	1.6	5.2	19.9	44.8	28.6
++	0.9	4.2	16.8	45.7	32.5
Age					
18-29	1.8	6.9	21.9	44.6	24.8
30-59	1.6	4.8	18.1	43.9	31.6
60+	1.0	4.0	13.3	46.1	35.6
Gender					
Daughter-mother	2.0	7.0	21.9	44.7	24.5
Daughter-father	2.3	5.1	18.6	42.1	32.0
Son-mother	1.0	4.0	16.7	45.2	33.1
Son-father	1.0	5.2	18.4	44.6	30.8
Migration					
1st generation	2.2	5.9	19.8	40.7	31.4
2nd generation	1.9	7.4	21.5	42.9	26.3
No migration	1.2	4.3	17.4	47.0	30.2
Region					
German	1.5	4.7	17.0	46.3	30.6
French	2.2	6.7	22.8	39.0	29.3
Italian	2.0	9.7	31.1	38.2	19.0
All	1.7	5.4	18.9	44.2	29.8

Source: SwissGen. 11,132 cases, per cent, weighted.

Table D24: Quarrel (parents deceased)

	Always	Often	Sometimes	Rarely	Never
Education					
Low	1.8	3.8	12.9	33.7	47.8
Medium	1.4	4.3	14.3	39.3	40.7
High	0.5	4.4	15.6	38.1	41.4
Finances					
--	7.1	9.9	19.3	31.7	32.0
-	5.4	3.7	17.3	36.1	37.5
o	0.8	5.3	15.2	39.1	39.8
+	0.8	4.2	15.9	39.2	40.0
++	0.6	2.9	11.3	36.3	48.9
Age					
18-29	10.1	0.0	26.8	28.5	34.6
30-59	1.7	4.9	17.5	38.7	37.2
60+	0.8	4.0	12.9	37.6	44.8
Gender					
Daughter-mother	0.8	4.8	15.3	35.2	44.0
Daughter-father	1.4	4.5	14.1	37.6	42.4
Son-mother	0.6	2.4	11.4	38.9	46.7
Son-father	1.3	4.5	16.5	39.2	38.6
Migration					
1st generation	2.0	5.1	15.9	31.7	45.3
2nd generation	1.0	6.7	17.9	39.0	35.5
No migration	0.8	3.5	12.8	40.5	42.4
Region					
German	0.7	3.7	12.3	38.6	44.8
French	2.5	5.9	20.0	37.4	34.2
Italian	1.5	5.6	21.2	29.6	42.2
All	1.1	4.2	14.4	37.9	42.3

Source: SwissGen. 6,801 cases, per cent, weighted.

Table A25: Interest (parents alive)

	Always	Often	Sometimes	Rarely	Never
Education					
Low	43.5	27.3	12.7	10.6	5.9
Medium	38.4	31.9	17.3	7.2	5.3
High	39.5	33.4	16.1	8.0	3.1
Finances					
--	40.0	26.7	11.1	10.8	11.5
-	40.0	24.5	17.9	11.0	6.8
o	39.9	30.4	17.0	8.3	4.5
+	38.4	34.6	16.2	6.8	4.0
++	40.6	32.9	15.4	7.5	3.6
Age					
18-29	49.3	30.9	11.5	5.2	3.1
30-59	36.9	32.5	17.6	8.5	4.5
60+	23.0	32.2	22.9	12.5	9.4
Gender					
Daughter-mother	47.6	28.9	13.0	7.1	3.4
Daughter-father	35.4	28.1	19.1	10.1	7.4
Son-mother	43.3	35.8	13.5	5.5	2.0
Son-father	28.0	36.4	20.9	9.4	5.3
Migration					
1st generation	44.6	29.2	13.2	7.9	5.2
2nd generation	38.7	29.2	18.6	8.5	4.9
No migration	36.9	34.8	17.2	7.4	3.8
Region					
German	41.0	31.8	15.9	7.5	3.8
French	35.0	33.0	17.0	8.9	6.2
Italian	43.6	29.3	15.0	7.5	4.6
All	39.7	32.0	16.1	7.8	4.4

Source: SwissGen. 11,156 cases, per cent, weighted.

Table D25: Interest (parents deceased)

	Always	Often	Sometimes	Rarely	Never
Education					
Low	40.9	25.4	16.0	10.8	6.9
Medium	39.0	29.7	18.3	8.5	4.5
High	37.3	31.7	19.1	8.5	3.5
Finances					
--	37.1	14.9	27.2	10.5	10.3
-	37.9	31.0	13.0	10.8	7.3
o	36.1	30.6	17.6	10.3	5.5
+	37.4	32.8	18.0	8.5	3.4
++	42.4	27.2	19.1	7.3	4.0
Age					
18-29	41.9	31.9	11.9	5.5	8.8
30-59	38.6	29.4	18.7	8.1	5.2
60+	39.0	29.7	17.9	9.2	4.2
Gender					
Daughter-mother	47.0	25.2	15.8	6.9	5.1
Daughter-father	37.7	27.9	18.7	10.6	5.1
Son-mother	41.3	34.9	14.5	6.8	2.6
Son-father	28.6	33.1	23.1	10.2	5.0
Migration					
1st generation	45.8	24.5	14.8	8.5	6.4
2nd generation	37.4	31.7	16.6	9.9	4.4
No migration	36.7	31.3	19.6	8.7	3.7
Region					
German	38.5	29.6	18.2	9.1	4.5
French	38.1	29.9	18.9	8.1	5.0
Italian	49.2	28.0	12.6	7.3	3.0
All	38.9	29.6	18.1	8.8	4.6

Source: SwissGen. 6,816 cases, per cent, weighted.

Table A26: Interference (parents alive)

	Always	Often	Sometimes	Rarely	Never
Education					
Low	2.5	3.8	14.7	32.3	46.8
Medium	2.0	5.1	14.2	33.4	45.3
High	1.8	4.5	13.9	37.4	42.4
Finances					
--	2.3	8.4	18.8	25.7	44.8
-	4.3	4.3	16.4	34.5	40.6
o	2.8	4.6	14.3	35.2	43.2
+	1.2	5.0	15.3	36.6	42.0
++	1.5	3.9	11.3	33.6	49.7
Age					
18-29	1.9	6.0	17.6	36.2	38.3
30-59	1.9	4.1	12.9	34.7	46.4
60+	2.5	5.6	11.4	32.6	47.9
Gender					
Daughter-mother	2.8	6.7	17.5	37.0	36.0
Daughter-father	1.4	2.7	7.4	29.8	58.7
Son-mother	2.1	5.8	18.6	38.6	34.9
Son-father	1.1	2.7	10.8	33.3	52.2
Migration					
1st generation	2.4	5.0	15.3	34.3	42.9
2nd generation	2.9	4.8	16.8	34.7	40.9
No migration	1.4	4.3	12.3	36.0	46.0
Region					
German	1.9	4.0	13.3	36.4	44.4
French	2.3	6.3	16.3	30.1	44.9
Italian	3.2	6.8	16.0	38.9	35.1
All	2.0	4.7	14.1	35.0	44.2

Source: SwissGen. 11,136 cases, per cent, weighted.

Table D26: Interference (parents deceased)

	Always	Often	Sometimes	Rarely	Never
Education					
Low	1.0	4.5	7.0	27.0	60.6
Medium	1.4	4.5	10.4	33.4	50.2
High	1.1	3.1	10.8	36.3	48.7
Finances					
--	2.5	5.8	7.8	30.7	53.1
-	2.4	7.8	10.7	30.4	48.7
o	1.8	4.0	12.6	31.5	50.1
+	1.0	4.5	9.9	35.6	49.0
++	1.0	2.4	7.9	32.9	55.8
Age					
18-29	0.0	0.0	10.3	28.9	60.8
30-59	1.3	3.5	11.1	34.1	50.1
60+	1.3	4.3	9.4	32.9	52.1
Gender					
Daughter-mother	1.6	6.0	12.0	32.1	48.3
Daughter-father	0.7	2.7	6.8	31.4	58.4
Son-mother	1.4	5.1	12.6	38.6	42.3
Son-father	1.3	2.3	8.9	32.3	55.1
Migration					
1st generation	1.5	4.1	9.1	29.5	55.8
2nd generation	2.1	5.3	11.5	34.4	46.7
No migration	1.1	3.5	10.2	34.4	50.8
Region					
German	1.4	3.8	10.3	33.4	51.1
French	1.0	4.3	9.2	34.3	51.2
Italian	1.3	5.1	8.6	24.8	60.2
All	1.3	4.0	10.0	33.3	51.5

Source: SwissGen. 6,780 cases, per cent, weighted.

Table A27: Support (parents alive)

	Always	Often	Sometimes	Rarely	Never
Education					
Low	55.7	15.5	13.2	8.2	7.4
Medium	54.0	16.9	14.1	8.1	6.9
High	57.5	18.1	13.5	6.2	4.7
Finances					
--	54.7	9.7	8.5	13.1	14.0
-	50.2	13.0	17.9	9.7	9.3
o	52.8	16.7	15.1	7.9	7.5
+	55.7	18.8	13.3	7.5	4.7
++	61.7	17.5	11.6	5.0	4.1
Age					
18-29	66.0	16.8	8.8	3.9	4.6
30-59	52.9	17.2	15.2	8.5	6.2
60+	40.8	18.6	19.7	11.3	9.6
Gender					
Daughter-mother	58.3	16.3	13.7	7.3	4.3
Daughter-father	52.4	16.7	12.5	9.1	9.4
Son-mother	58.7	17.9	13.5	6.0	3.9
Son-father	52.7	17.5	14.8	7.9	7.2
Migration					
1st generation	60.5	15.1	11.2	6.6	6.6
2nd generation	56.8	16.8	14.7	5.7	6.1
No migration	52.5	19.1	14.8	8.3	5.4
Region					
German	55.8	17.5	13.6	7.5	5.6
French	54.2	17.0	14.2	7.4	7.3
Italian	67.0	13.1	10.3	5.3	4.3
All	55.9	17.2	13.6	7.4	6.0

Source: SwissGen. 11,109 cases, per cent, weighted.

Table D27: Support (parents deceased)

	Always	Often	Sometimes	Rarely	Never
Education					
Low	35.5	12.4	18.0	12.2	22.0
Medium	33.1	9.9	16.5	11.4	29.1
High	38.5	13.3	14.5	10.4	23.4
Finances					
--	26.6	11.3	23.4	11.2	27.5
-	28.6	9.2	21.8	13.8	26.7
o	33.1	10.7	17.3	14.3	24.7
+	31.7	13.9	17.0	10.2	27.2
++	43.8	10.3	12.5	8.7	24.7
Age					
18-29	57.9	18.3	1.8	7.3	14.7
30-59	37.7	13.4	16.1	11.3	21.5
60+	34.2	10.3	16.1	11.1	28.3
Gender					
Daughter-mother	36.9	10.9	17.0	9.0	26.2
Daughter-father	37.1	8.5	14.5	11.9	27.9
Son-mother	36.0	12.5	16.9	11.4	23.2
Son-father	32.4	14.4	16.4	11.5	25.3
Migration					
1st generation	40.4	13.4	18.0	9.5	18.6
2nd generation	35.2	9.8	16.4	12.8	25.8
No migration	33.7	10.8	15.3	11.6	28.6
Region					
German	33.7	11.0	15.8	11.2	28.3
French	37.6	12.2	17.4	11.8	21.1
Italian	54.7	12.3	12.1	7.7	13.2
All	35.5	11.4	16.0	11.2	26.0

Source: SwissGen. 6,737 cases, per cent, weighted.

Table A28: Mixed feelings (parents alive)

	Always	Often	Sometimes	Rarely	Never
Education					
Low	4.6	4.8	20.6	20.1	49.9
Medium	1.8	6.3	15.6	25.2	51.1
High	1.8	5.9	16.4	28.0	48.0
Finances					
--	1.5	4.8	21.9	17.8	54.0
-	2.1	6.7	18.0	22.2	51.1
o	3.2	5.6	16.7	25.2	49.3
+	1.8	6.3	15.8	27.0	49.1
++	1.3	5.5	15.5	26.9	50.7
Age					
18-29	1.3	5.5	12.8	24.4	56.0
30-59	2.2	6.0	17.4	26.1	48.3
60+	5.5	8.1	20.8	30.5	35.1
Gender					
Daughter-mother	2.4	9.4	17.6	23.7	47.0
Daughter-father	2.2	6.8	16.6	25.1	49.3
Son-mother	1.8	3.6	14.9	27.5	52.2
Son-father	2.1	3.7	15.7	28.0	50.5
Migration					
1st generation	3.4	7.1	16.2	24.1	49.1
2nd generation	1.6	6.2	17.7	24.8	49.7
No migration	1.6	4.9	15.8	27.2	50.5
Region					
German	2.1	5.4	16.3	26.0	50.2
French	2.0	7.6	16.7	25.0	48.8
Italian	3.0	5.6	16.3	28.9	46.2
All	2.1	5.9	16.4	25.8	49.7

Source: SwissGen. 11,086 cases, per cent, weighted.

Table D28: Mixed feelings (parents deceased)

	Always	Often	Sometimes	Rarely	Never
Education					
Low	3.8	4.1	16.3	22.3	53.5
Medium	1.8	6.5	19.1	26.8	45.7
High	1.8	7.3	19.9	28.6	42.5
Finances					
--	5.5	10.6	22.4	20.7	40.9
-	3.3	10.7	15.6	18.6	51.8
o	3.0	5.1	18.4	27.6	46.0
+	2.1	6.7	18.6	28.7	44.0
++	0.9	5.9	19.8	25.9	47.5
Age					
18-29	14.6	4.7	18.1	20.7	42.0
30-59	2.1	5.9	18.3	25.8	48.0
60+	2.0	6.5	19.2	27.1	45.2
Gender					
Daughter-mother	2.4	5.6	20.0	25.4	46.7
Daughter-father	2.8	7.1	18.6	25.6	45.8
Son-mother	0.7	6.4	15.1	28.4	49.5
Son-father	2.3	6.0	20.6	28.9	42.2
Migration					
1st generation	4.0	6.9	17.5	21.7	49.8
2nd generation	1.6	7.3	20.4	26.5	44.3
No migration	1.6	5.9	19.1	28.6	44.9
Region					
German	2.2	6.3	18.9	27.9	44.7
French	1.8	6.6	19.9	23.6	48.1
Italian	3.3	5.5	13.1	20.6	57.5
All	2.1	6.3	18.9	26.6	46.0

Source: SwissGen. 6,770 cases, per cent, weighted.

Table A29: Expectations (parents alive)

	Always	Often	Sometimes	Rarely	Never
Education					
Low	7.9	8.1	20.2	21.9	41.9
Medium	2.9	6.6	14.1	27.7	48.7
High	2.0	5.7	14.1	29.6	48.6
Finances					
--	8.6	9.2	12.1	26.6	43.5
-	4.9	6.9	17.9	27.2	43.1
o	3.8	8.2	17.0	26.2	44.8
+	2.7	6.1	13.9	30.1	47.3
++	1.3	4.5	12.0	27.0	55.2
Age					
18-29	2.5	6.8	15.9	29.7	45.2
30-59	2.9	6.0	13.8	27.2	50.0
60+	6.8	7.5	18.8	28.3	38.6
Gender					
Daughter-mother	3.7	8.4	15.4	28.5	44.1
Daughter-father	3.1	5.7	14.7	24.8	51.7
Son-mother	2.5	5.5	13.6	29.8	48.6
Son-father	1.9	5.8	14.5	28.8	49.0
Migration					
1st generation	5.2	8.7	17.4	25.3	43.4
2nd generation	2.4	8.7	14.1	30.2	44.6
No migration	1.7	4.3	12.8	28.9	52.3
Region					
German	2.5	5.8	13.6	28.3	49.9
French	4.3	8.6	16.2	27.7	43.2
Italian	4.4	6.2	22.4	22.6	44.5
All	3.0	6.5	14.6	27.9	48.1

Source: SwissGen. 11,124 cases, per cent, weighted.

Table D29: Expectations (parents deceased)

	Always	Often	Sometimes	Rarely	Never
Education					
Low	4.1	5.1	11.1	23.7	56.1
Medium	2.8	5.7	12.8	26.5	52.3
High	2.9	5.6	14.2	28.4	48.9
Finances					
--	10.6	5.0	8.2	27.2	49.1
-	5.1	5.9	13.8	29.6	45.7
o	3.7	8.1	13.0	25.7	49.5
+	2.0	4.4	14.8	28.6	50.2
++	2.6	4.1	11.5	25.1	56.7
Age					
18-29	0.0	9.5	0.0	22.0	68.5
30-59	3.1	6.1	13.8	28.4	48.5
60+	3.0	5.2	12.7	25.9	53.2
Gender					
Daughter-mother	3.5	6.3	14.0	24.6	51.6
Daughter-father	2.9	4.6	12.5	25.4	54.7
Son-mother	2.5	5.5	11.3	27.6	53.2
Son-father	3.2	5.7	13.6	28.2	49.3
Migration					
1st generation	5.9	6.8	11.7	25.6	50.0
2nd generation	2.0	5.4	16.8	25.9	50.0
No migration	2.2	5.1	12.6	27.3	52.8
Region					
German	2.8	4.8	12.6	26.3	53.6
French	4.0	8.5	13.5	29.0	45.2
Italian	2.8	3.5	16.0	20.6	57.2
All	3.0	5.5	13.0	26.6	51.8

Source: SwissGen. 6,779 cases, per cent, weighted.

Table A30: Seriousness (parents alive)

	Always	Often	Sometimes	Rarely	Never
Education					
Low	52.3	28.4	11.8	3.4	4.2
Medium	48.8	31.4	11.5	4.4	3.8
High	52.7	30.6	9.9	4.6	2.2
Finances					
--	45.6	28.0	12.6	7.8	6.1
-	45.2	27.6	16.5	5.4	5.3
o	48.6	31.1	11.6	5.0	3.7
+	50.3	33.3	10.1	4.1	2.3
++	56.9	28.1	8.9	3.6	2.6
Age					
18-29	54.9	31.7	7.7	3.0	2.6
30-59	49.9	30.6	11.8	4.7	3.0
60+	46.7	28.7	10.3	8.5	5.8
Gender					
Daughter-mother	53.0	29.0	10.6	5.0	2.5
Daughter-father	48.7	29.2	12.5	5.2	4.5
Son-mother	55.4	31.0	8.3	3.8	1.5
Son-father	45.0	35.1	11.9	3.8	4.2
Migration					
1st generation	52.2	29.1	10.9	4.0	3.8
2nd generation	47.9	31.0	12.5	5.9	2.7
No migration	51.2	31.8	10.0	4.2	2.9
Region					
German	52.8	30.0	9.9	4.5	2.9
French	45.2	33.6	12.6	4.7	4.0
Italian	51.1	29.2	14.7	2.1	2.9
All	50.9	30.8	10.7	4.4	3.2

Source: SwissGen. 11,111 cases, per cent, weighted.

Table D30: Seriousness (parents deceased)

	Always	Often	Sometimes	Rarely	Never
Education					
Low	54.2	24.8	11.2	5.2	4.6
Medium	53.0	26.0	11.7	5.4	4.0
High	54.3	27.4	11.2	4.8	2.4
Finances					
--	47.1	22.5	9.4	9.7	11.4
-	46.6	27.5	10.6	8.5	6.9
o	50.8	25.6	13.8	6.3	3.5
+	52.4	28.6	11.4	4.3	3.3
++	59.7	24.6	9.4	3.8	2.6
Age					
18-29	62.3	17.3	8.3	6.8	5.5
30-59	52.5	27.7	10.8	5.5	3.6
60+	54.3	25.6	11.6	4.9	3.6
Gender					
Daughter-mother	58.0	24.0	9.1	4.7	4.2
Daughter-father	52.8	25.6	12.2	5.7	3.7
Son-mother	58.8	24.5	10.1	4.6	2.0
Son-father	46.8	30.7	13.7	5.0	3.9
Migration					
1st generation	56.9	23.6	9.8	5.0	4.7
2nd generation	48.6	29.4	12.6	6.9	2.5
No migration	53.5	26.9	11.5	4.9	3.2
Region					
German	53.9	25.5	11.8	5.3	3.5
French	52.2	28.7	10.6	4.6	3.8
Italian	59.2	24.2	7.4	5.3	4.1
All	53.8	26.2	11.3	3.6	5.1

Source: SwissGen. 6,796 cases, per cent, weighted.

Table A31: Tension (parents alive)

	Always	Often	Sometimes	Rarely	Never
Education					
Low	5.2	5.6	18.0	32.2	39.0
Medium	3.4	6.4	19.0	37.1	34.2
High	2.9	6.8	17.9	43.5	29.0
Finances					
--	4.0	9.9	17.9	34.1	34.1
-	5.1	9.7	20.3	37.2	27.7
o	3.5	6.2	20.3	36.6	33.4
+	3.4	6.2	17.8	42.4	30.3
++	2.5	5.9	16.2	40.2	35.2
Age					
18-29	2.8	6.7	18.0	40.8	31.7
30-59	3.5	6.2	18.4	39.0	32.9
60+	4.1	6.7	19.5	39.6	30.1
Gender					
Daughter-mother	3.6	8.1	22.0	39.4	26.9
Daughter-father	4.9	6.3	18.8	36.7	33.3
Son-mother	2.2	5.0	15.8	39.9	37.1
Son-father	3.0	6.0	16.6	42.1	32.5
Migration					
1st generation	4.2	6.7	18.1	34.6	36.4
2nd generation	3.4	8.1	19.0	38.4	31.0
No migration	2.6	5.7	18.2	43.1	30.3
Region					
German	3.2	6.2	17.4	40.0	33.2
French	4.1	7.3	20.8	37.8	30.0
Italian	2.2	4.8	21.8	39.1	32.1
All	3.4	6.4	18.4	39.4	32.4

Source: SwissGen. 11,142 cases, per cent, weighted.

Table D31: Tension (parents deceased)

	Always	Often	Sometimes	Rarely	Never
Education					
Low	4.3	5.3	12.5	29.2	48.7
Medium	2.9	6.5	16.7	37.0	36.8
High	2.1	6.4	19.2	39.4	32.9
Finances					
--	15.3	5.6	23.8	28.7	26.6
-	4.5	8.5	13.8	30.5	42.8
o	2.8	6.7	18.4	34.6	37.5
+	2.7	6.1	17.5	38.3	35.3
++	1.7	5.4	15.2	38.0	39.8
Age					
18-29	5.4	12.8	15.2	23.1	43.6
30-59	2.9	6.0	18.6	35.3	37.2
60+	2.9	6.4	16.0	37.0	37.8
Gender					
Daughter-mother	2.8	7.3	17.1	35.6	37.3
Daughter-father	3.4	6.7	17.4	33.6	38.8
Son-mother	1.8	4.7	14.7	37.4	41.5
Son-father	3.0	5.8	17.8	39.0	34.4
Migration					
1st generation	3.3	6.9	15.9	28.4	45.6
2nd generation	2.1	8.8	22.3	34.3	32.5
No migration	2.9	5.6	16.3	39.8	35.4
Region					
German	2.6	6.7	16.1	38.1	36.6
French	3.9	5.6	20.3	32.1	38.2
Italian	2.4	4.5	12.3	29.0	51.8
All	2.9	6.3	16.8	36.4	37.6

Source: SwissGen. 6,779 cases, per cent, weighted.

Table A32: Respect (parents alive)

	Always	Often	Sometimes	Rarely	Never
Education					
Low	64.6	17.7	10.1	2.5	5.1
Medium	54.9	26.0	11.3	4.2	3.8
High	57.3	26.3	10.3	3.9	2.3
Finances					
--	55.4	21.4	10.1	6.4	6.6
-	50.9	22.4	14.8	6.2	5.7
o	55.6	24.1	12.4	4.0	3.9
+	56.6	27.9	9.3	3.8	2.4
++	60.8	24.3	9.4	3.2	2.5
Age					
18-29	63.3	23.9	7.8	2.4	2.7
30-59	55.0	25.8	11.7	4.3	3.2
60+	50.2	25.5	11.7	6.2	6.5
Gender					
Daughter-mother	58.5	23.8	10.1	4.8	2.9
Daughter-father	55.7	22.8	12.6	4.0	4.9
Son-mother	62.2	25.8	7.4	3.1	1.5
Son-father	49.2	29.7	13.3	3.8	4.1
Migration					
1st generation	58.5	23.3	10.6	3.6	4.0
2nd generation	56.0	24.6	11.9	4.9	2.7
No migration	56.4	27.0	10.2	3.7	2.8
Region					
German	57.3	25.8	10.3	3.8	2.9
French	55.5	24.7	11.3	4.2	4.3
Italian	59.7	20.5	12.4	3.3	4.0
All	57.0	25.3	10.6	3.9	3.3

Source: SwissGen. 11,135 cases, per cent, weighted.

Table D32: Respect (parents deceased)

	Always	Often	Sometimes	Rarely	Never
Education					
Low	60.2	20.3	10.3	3.9	5.3
Medium	55.3	24.6	10.5	5.9	3.7
High	54.6	26.7	11.2	5.0	2.6
Finances					
--	43.4	24.0	16.3	7.8	8.6
-	54.8	20.1	10.3	9.2	5.7
o	53.8	25.1	11.8	5.6	3.8
+	53.2	26.8	11.5	4.8	3.6
++	62.0	22.5	8.5	4.2	2.9
Age					
18-29	63.1	16.1	8.6	0.0	12.2
30-59	55.1	26.6	11.3	4.3	2.7
60+	56.5	23.5	10.4	5.7	4.0
Gender					
Daughter-mother	61.4	21.2	8.8	4.8	3.8
Daughter-father	53.5	25.0	11.8	5.5	4.2
Son-mother	61.9	23.4	8.2	3.9	2.6
Son-father	48.7	28.6	13.1	6.4	3.4
Migration					
1st generation	61.1	21.8	8.9	4.4	3.8
2nd generation	51.6	24.7	14.4	6.5	3.0
No migration	55.3	25.6	10.5	5.3	3.4
Region					
German	54.2	25.4	11.3	5.4	3.8
French	60.0	23.2	8.9	4.7	3.2
Italian	68.0	16.5	8.1	4.4	3.0
All	56.1	24.5	10.6	5.2	3.6

Source: SwissGen. 6,798 cases, per cent, weighted.

Table A33: Unhappiness (parents alive)

	Always	Often	Sometimes	Rarely	Never
Education					
Low	8.7	8.0	10.9	19.5	53.0
Medium	7.1	6.8	13.0	23.0	50.2
High	5.6	8.5	13.6	26.3	45.9
Finances					
--	13.3	9.6	14.9	18.5	43.8
-	8.1	7.9	14.1	22.2	47.8
o	7.8	7.7	12.2	22.2	50.1
+	5.4	7.9	13.7	25.5	47.6
++	5.6	7.1	12.3	25.6	49.5
Age					
18-29	5.6	5.7	10.1	21.7	56.9
30-59	6.6	8.4	13.9	24.7	46.4
60+	10.1	7.7	15.9	28.6	37.8
Gender					
Daughter-mother	7.2	8.2	14.0	25.4	45.3
Daughter-father	7.1	8.7	14.0	23.1	47.1
Son-mother	6.7	6.4	10.4	21.9	54.6
Son-father	5.2	7.7	13.7	25.9	47.5
Migration					
1st generation	7.8	6.6	13.0	22.8	49.9
2nd generation	6.1	9.1	14.6	21.6	48.6
No migration	5.8	7.8	12.1	25.7	48.6
Region					
German	6.2	7.8	12.0	25.0	49.0
French	6.9	6.7	16.2	21.9	48.3
Italian	10.7	10.0	10.8	17.8	50.7
All	6.5	7.6	13.0	24.0	48.9

Source: SwissGen. 11,135 cases, per cent, weighted.

Table D33: Unhappiness (parents deceased)

	Always	Often	Sometimes	Rarely	Never
Education					
Low	9.6	6.3	13.1	15.3	55.7
Medium	6.8	7.7	13.2	24.0	48.3
High	4.6	9.3	17.0	25.4	43.8
Finances					
--	12.7	8.7	25.2	14.0	39.4
-	8.0	12.4	14.2	19.4	46.0
o	7.2	7.9	14.2	21.3	49.4
+	5.8	7.9	15.4	25.0	46.0
++	5.7	7.3	13.4	23.4	50.2
Age					
18-29	7.9	8.9	20.1	15.8	47.4
30-59	6.7	7.4	16.7	21.7	47.6
60+	6.4	8.3	13.4	23.5	48.4
Gender					
Daughter-mother	7.9	6.1	13.9	22.9	49.3
Daughter-father	6.3	9.3	14.4	23.2	46.8
Son-mother	4.7	7.5	12.1	23.2	52.5
Son-father	6.7	8.3	17.5	22.2	45.4
Migration					
1st generation	8.1	7.4	13.8	16.9	53.9
2nd generation	4.7	9.2	20.1	22.9	43.2
No migration	6.2	7.8	13.9	25.2	46.9
Region					
German	6.6	8.5	14.3	24.2	46.4
French	5.0	7.2	15.7	20.3	52.0
Italian	12.9	4.2	11.4	14.9	56.6
All	6.5	8.0	14.5	22.9	48.1

Source: SwissGen. 6,772 cases, per cent, weighted.

Table A34: Conflict (parents alive)

	Always	Often	Sometimes	Rarely	Never
Education					
Low	2.9	4.9	12.8	32.7	46.8
Medium	3.3	4.4	15.5	37.6	39.2
High	2.2	4.8	13.8	42.6	36.7
Finances					
--	1.8	7.0	17.0	34.1	40.1
-	4.1	6.2	19.7	38.2	31.8
o	3.2	4.6	14.1	39.2	38.9
+	2.6	4.6	14.0	41.5	37.3
++	2.2	4.0	13.6	37.4	42.8
Age					
18-29	2.4	5.0	15.5	40.8	36.2
30-59	2.8	4.3	14.0	38.6	40.3
60+	3.9	3.6	13.1	41.7	37.8
Gender					
Daughter-mother	2.5	6.6	17.3	40.2	33.5
Daughter-father	4.7	4.3	15.0	36.9	39.1
Son-mother	1.7	2.9	12.2	40.0	43.2
Son-father	2.4	4.5	12.8	40.7	39.6
Migration					
1st generation	3.5	4.4	13.3	34.8	44.0
2nd generation	2.9	6.3	16.6	37.5	36.7
No migration	2.2	4.0	14.4	43.1	36.3
Region					
German	2.4	4.3	13.3	40.4	39.6
French	4.0	5.5	17.2	36.4	36.9
Italian	2.3	4.3	18.6	36.0	38.7
All	2.8	4.6	14.4	39.3	38.9

Source: SwissGen. 11,104 cases, per cent, weighted.

Table D34: Conflict (parents deceased)

	Always	Often	Sometimes	Rarely	Never
Education					
Low	1.9	3.4	12.3	25.0	57.6
Medium	2.0	4.6	13.0	36.0	44.5
High	1.4	6.0	14.2	36.7	41.7
Finances					
--	5.6	8.1	24.5	29.0	32.9
-	5.4	6.4	12.4	31.2	44.5
o	1.4	5.5	13.9	32.2	47.1
+	1.5	4.8	13.8	35.6	44.4
++	1.4	3.5	11.9	36.5	46.7
Age					
18-29	3.4	4.3	14.1	31.5	46.7
30-59	2.1	5.1	16.1	35.3	41.4
60+	1.6	4.7	12.0	34.0	47.8
Gender					
Daughter-mother	1.8	4.9	12.6	32.9	47.7
Daughter-father	2.4	5.5	14.3	31.6	46.2
Son-mother	0.7	3.3	10.8	36.7	48.5
Son-father	1.9	4.5	14.7	37.3	41.7
Migration					
1st generation	2.7	5.2	14.3	25.4	52.4
2nd generation	1.7	5.6	16.2	38.9	37.7
No migration	1.5	4.5	12.4	37.1	44.6
Region					
German	1.5	4.8	12.8	36.0	44.9
French	2.5	5.3	15.5	30.3	46.4
Italian	1.8	2.7	10.6	29.2	55.8
All	1.8	4.8	13.3	34.4	45.8






Source: SwissGen. 6,756 cases, per cent, weighted.

Table A35: Care (parents alive)

	Always	Often	Sometimes	Rarely	Never
Education					
Low	51.8	12.9	16.5	7.2	11.6
Medium	37.0	21.3	19.1	12.4	10.2
High	33.4	23.2	20.8	14.3	8.3
Finances					
--	47.8	18.4	14.8	6.3	12.8
-	42.7	17.7	16.6	11.9	11.2
o	43.0	19.0	18.7	10.1	9.3
+	35.0	23.5	19.1	14.5	8.0
++	29.4	22.6	22.7	14.3	11.1
Age					
18-29	48.0	24.7	13.4	8.7	5.3
30-59	33.7	20.4	21.8	13.7	10.4
60+	22.9	14.7	23.1	19.6	19.8
Gender					
Daughter-mother	40.1	23.9	18.1	10.1	7.9
Daughter-father	38.7	18.5	17.8	11.9	13.1
Son-mother	35.1	22.2	22.2	13.8	6.7
Son-father	34.0	20.3	19.0	15.4	11.3
Migration					
1st generation	48.7	16.0	16.7	10.6	8.1
2nd generation	38.8	22.3	17.7	11.8	9.4
No migration	28.9	24.8	22.0	14.3	10.1
Region					
German	34.1	21.3	20.3	13.8	10.6
French	42.0	22.2	18.2	10.4	7.3
Italian	61.3	15.5	13.6	6.0	3.6
All	37.0	21.3	19.5	12.7	9.5

Source: SwissGen. 11,080 cases, per cent, weighted.

Table D35: Care (parents deceased)

	Always	Often	Sometimes	Rarely	Never
Education					
Low	39.8	12.7	18.1	12.6	16.8
Medium	27.5	16.0	18.9	16.2	21.5
High	24.2	19.0	20.1	18.1	18.7
Finances					
--	27.6	15.6	17.6	10.5	28.8
-	31.2	15.9	20.1	14.9	18.0
o	33.9	16.7	17.5	13.9	18.1
+	24.6	18.9	20.1	16.5	19.9
++	27.6	14.6	19.3	18.2	20.4
Age					
18-29	37.2	26.8	10.2	4.1	21.7
30-59	30.9	18.7	19.0	16.9	14.6
60+	27.5	15.4	19.2	15.8	22.1
Gender					
Daughter-mother	33.9	19.9	20.4	12.3	13.6
Daughter-father	32.9	14.1	17.0	16.5	19.7
Son-mother	20.9	17.2	21.3	18.9	21.6
Son-father	24.7	14.9	17.7	17.9	24.8
Migration					
1st generation	36.8	14.8	17.2	11.9	19.3
2nd generation	27.6	19.6	18.2	17.4	17.2
No migration	25.7	16.8	20.0	17.3	20.2
Region					
German	24.0	15.1	19.6	18.0	23.3
French	37.0	20.9	19.2	11.8	11.2
Italian	61.5	16.3	10.5	6.4	5.3
All	 28.6	 16.5	 19.1	 16.1	 19.7

Source: SwissGen. 6,756 cases, per cent, weighted.

Table A36: Overwhelmed (parents alive)

	Always	Often	Sometimes	Rarely	Never
Education					
Low	3.5	5.4	13.7	19.5	58.0
Medium	2.2	4.2	13.5	24.0	56.3
High	1.8	4.2	14.0	28.8	51.2
Finances					
--	2.2	5.7	12.1	18.1	62.0
-	5.1	7.0	16.4	23.0	48.4
o	2.8	4.6	14.7	25.4	52.5
+	1.8	4.2	13.1	27.6	53.3
++	0.9	3.1	12.1	25.1	58.8
Age					
18-29	2.1	4.0	10.3	23.1	60.5
30-59	2.0	4.0	14.9	26.2	53.0
60+	2.5	8.8	14.3	34.2	40.2
Gender					
Daughter-mother	2.4	5.7	16.6	24.3	51.0
Daughter-father	2.4	5.1	13.3	23.8	55.4
Son-mother	1.8	2.6	11.9	28.5	55.2
Son-father	1.9	3.3	11.9	26.0	57.0
Migration					
1st generation	3.3	4.4	14.9	23.7	53.8
2nd generation	1.9	5.8	14.8	26.2	51.3
No migration	1.4	3.7	12.3	26.8	55.9
Region					
German	1.6	3.2	12.3	25.8	57.1
French	3.4	7.1	16.8	26.3	46.5
Italian	3.7	6.8	18.0	22.4	49.1
All	2.1	4.3	13.6	25.8	54.3

Source: SwissGen. 11,138 cases, per cent, weighted.

Table D36: Overwhelmed (parents deceased)

	Always	Often	Sometimes	Rarely	Never
Education					
Low	3.0	3.8	14.1	19.1	60.1
Medium	1.9	6.7	14.2	21.5	55.7
High	1.4	7.7	17.0	26.4	47.7
Finances					
--	10.1	4.5	28.3	17.9	39.3
-	1.2	9.5	13.2	19.3	56.9
o	2.7	7.3	15.8	20.8	53.4
+	1.6	7.0	15.6	24.5	51.3
++	1.1	5.3	13.2	23.5	57.0
Age					
18-29	3.4	7.6	14.9	21.0	53.2
30-59	2.2	8.0	15.4	23.6	50.8
60+	1.8	5.9	14.9	22.3	55.2
Gender					
Daughter-mother	2.4	7.8	18.1	21.9	49.9
Daughter-father	2.2	7.0	15.3	20.4	55.1
Son-mother	0.5	5.6	12.7	25.2	56.0
Son-father	2.1	5.1	13.5	24.1	55.2
Migration					
1st generation	3.6	6.4	13.8	19.4	56.8
2nd generation	0.8	9.8	16.7	25.5	47.2
No migration	1.5	6.0	15.4	23.3	53.7
Region					
German	1.5	5.6	14.1	22.4	56.5
French	2.7	10.0	19.3	24.3	43.6
Italian	4.4	5.9	10.3	18.5	60.9
All	1.9	6.6	15.1	22.7	53.8

Source: SwissGen. 6,798 cases, per cent, weighted.

Table A37: Different behaviour (parents alive)

	Always	Often	Sometimes	Rarely	Never
Education					
Low	2.5	4.1	18.4	30.7	44.3
Medium	1.0	3.0	24.6	33.0	38.3
High	0.7	4.2	25.5	37.6	32.0
Finances					
--	1.7	2.9	26.0	24.2	45.2
-	2.2	4.7	29.1	29.4	34.6
o	1.3	3.7	24.9	32.1	38.1
+	0.9	3.9	24.8	37.4	33.0
++	0.3	3.1	21.4	37.9	37.2
Age					
18-29	0.8	4.0	25.6	35.3	34.3
30-59	1.1	3.5	24.2	34.3	37.0
60+	0.4	2.8	20.0	42.8	34.0
Gender					
Daughter-mother	0.9	4.1	26.1	33.0	35.9
Daughter-father	0.8	3.3	19.7	34.9	41.4
Son-mother	1.3	3.5	27.3	35.7	32.1
Son-father	0.9	3.7	23.8	36.4	35.2
Migration					
1st generation	1.8	4.4	22.1	32.2	39.5
2nd generation	1.4	4.8	29.1	31.5	33.2
No migration	0.3	2.8	23.8	38.1	35.0
Region					
German	0.8	3.1	23.0	36.3	36.8
French	1.5	5.3	26.9	32.5	33.8
Italian	1.7	3.5	33.3	24.5	37.1
All	1.0	3.7	24.3	34.9	36.1

Source: SwissGen. 11,104 cases, per cent, weighted.

Table D37: Different behaviour (parents deceased)

	Always	Often	Sometimes	Rarely	Never
Education					
Low	1.6	4.4	16.9	25.8	51.3
Medium	1.1	3.4	24.0	31.4	40.1
High	0.6	5.1	25.5	37.2	31.6
Finances					
--	6.9	9.6	29.3	19.5	34.7
-	0.9	6.7	19.6	26.6	46.2
o	1.2	3.9	23.2	31.4	40.4
+	0.7	4.3	24.7	34.5	35.8
++	0.6	3.2	22.3	33.2	40.7
Age					
18-29	14.6	2.1	31.8	25.3	26.2
30-59	1.7	4.5	26.0	32.7	35.1
60+	0.6	3.9	22.0	32.1	41.4
Gender					
Daughter-mother	1.0	4.1	23.5	31.5	39.9
Daughter-father	1.2	3.9	20.9	31.2	42.8
Son-mother	0.5	3.0	24.4	34.9	37.3
Son-father	1.4	5.1	25.1	31.4	36.9
Migration					
1st generation	2.1	4.7	22.4	28.9	42.0
2nd generation	0.4	4.8	30.9	32.8	31.1
No migration	0.7	3.7	22.6	33.6	39.5
Region					
German	1.1	3.8	21.9	33.5	39.8
French	0.9	5.2	27.6	29.7	36.6
Italian	1.1	3.6	25.8	24.4	45.0
All	1.0	4.1	23.4	32.2	39.3

Source: SwissGen. 6,775 cases, per cent, weighted.

Table A38: Criticism (parents alive)

	Always	Often	Sometimes	Rarely	Never
Education					
Low	4.1	4.2	10.5	27.6	53.6
Medium	2.2	4.1	11.9	29.5	52.4
High	1.5	4.1	10.7	33.1	50.7
Finances					
--	3.7	7.5	9.6	24.5	54.7
-	3.3	6.2	12.6	33.1	44.7
o	2.6	4.4	11.9	30.9	50.3
+	1.9	3.7	11.4	31.8	51.2
++	1.1	3.5	9.6	29.8	56.0
Age					
18-29	1.6	4.3	10.9	32.2	51.0
30-59	2.0	3.9	11.5	30.5	52.2
60+	3.1	5.5	9.2	34.0	48.2
Gender					
Daughter-mother	2.5	5.1	13.7	31.9	46.8
Daughter-father	2.8	3.3	10.2	26.1	57.6
Son-mother	1.5	3.8	9.8	34.1	50.9
Son-father	1.2	3.8	10.5	30.4	54.1
Migration					
1st generation	2.4	3.8	13.1	30.6	50.0
2nd generation	2.6	5.6	11.7	31.8	48.5
No migration	1.6	3.7	9.8	30.7	54.3
Region					
German	1.6	3.6	11.1	32.3	51.4
French	3.3	5.2	10.5	26.9	54.2
Italian	2.6	6.0	16.1	30.1	45.2
All	2.1	4.1	11.2	30.9	51.8

Source: SwissGen. 11,119 cases, per cent, weighted.

Table D38: Criticism (parents deceased)

	Always	Often	Sometimes	Rarely	Never
Education					
Low	2.0	3.0	8.6	22.7	63.7
Medium	2.3	4.2	8.3	29.6	55.6
High	2.2	3.9	9.0	30.3	54.5
Finances					
--	6.3	8.1	10.8	27.2	47.7
-	4.0	7.0	7.1	25.2	56.7
o	2.2	4.5	9.6	30.2	53.4
+	2.1	3.5	8.9	29.5	56.0
++	1.6	3.0	7.1	27.3	61.0
Age					
18-29	0.0	3.9	12.0	13.1	71.0
30-59	1.6	3.7	9.1	30.3	55.3
60+	2.5	4.0	8.3	28.1	57.1
Gender					
Daughter-mother	3.5	4.4	9.1	26.3	56.7
Daughter-father	1.9	4.0	8.0	27.0	59.1
Son-mother	0.7	3.4	7.2	29.0	59.7
Son-father	1.9	3.6	9.6	32.1	52.8
Migration					
1st generation	3.4	2.5	8.7	26.8	58.6
2nd generation	1.4	4.6	9.1	31.3	53.6
No migration	1.8	4.2	8.4	29.2	56.4
Region					
German	2.2	4.0	9.0	30.2	54.7
French	2.2	3.7	7.2	24.7	62.3
Italian	2.7	3.9	9.3	24.7	59.4
All	2.2	3.9	8.6	28.7	56.6

Source: SwissGen. 6,767 cases, per cent, weighted.

Table A39: Talking (parents alive)

	Always	Often	Sometimes	Rarely	Never
Education					
Low	20.2	28.6	25.8	15.1	10.4
Medium	16.9	28.1	30.3	16.6	8.1
High	14.8	30.1	30.6	19.2	5.2
Finances					
--	20.6	23.2	22.4	20.7	13.1
-	19.3	25.8	26.7	19.7	8.5
o	16.7	28.8	29.5	17.7	7.3
+	14.9	30.4	30.7	17.6	6.4
++	16.2	29.3	31.6	16.3	6.8
Age					
18-29	19.1	33.3	26.7	14.3	6.6
30-59	15.6	27.7	30.9	18.9	6.9
60+	10.8	25.7	34.3	17.8	11.4
Gender					
Daughter-mother	26.8	33.1	22.9	11.8	5.5
Daughter-father	14.6	26.8	29.3	19.2	10.1
Son-mother	12.3	30.1	35.2	18.2	4.2
Son-father	9.7	25.9	32.3	22.8	9.2
Migration					
1st generation	19.3	28.0	27.2	17.5	8.0
2nd generation	13.8	29.2	31.1	17.3	8.6
No migration	15.2	30.0	31.4	17.6	5.9
Region					
German	16.9	29.3	30.5	16.5	6.7
French	14.8	28.2	29.0	20.0	8.0
Italian	14.6	29.6	28.2	20.1	7.5
All	16.3	29.1	30.1	17.5	7.1

Source: SwissGen. 11,127 cases, per cent, weighted.

Table D39: Talking (parents deceased)

	Always	Often	Sometimes	Rarely	Never
Education					
Low	20.0	25.2	28.8	16.5	9.6
Medium	17.5	28.7	28.5	18.2	7.2
High	14.8	29.3	29.7	20.1	6.2
Finances					
--	18.8	18.6	30.3	16.7	15.7
-	19.1	21.8	29.5	24.0	5.7
o	16.6	30.7	27.5	17.4	7.8
+	15.4	29.6	29.4	18.2	7.4
++	17.8	28.0	29.2	18.8	6.2
Age					
18-29	28.5	39.2	13.7	6.4	12.2
30-59	18.5	28.6	29.6	16.8	6.5
60+	16.2	28.4	28.6	19.3	7.5
Gender					
Daughter-mother	23.2	33.3	22.8	13.9	6.7
Daughter-father	19.0	25.5	27.9	19.0	8.5
Son-mother	12.0	31.8	32.5	18.1	5.7
Son-father	11.9	24.2	32.8	23.5	7.5
Migration					
1st generation	20.0	27.0	27.7	16.9	8.3
2nd generation	16.1	29.3	26.9	19.8	8.0
No migration	16.0	28.9	29.7	18.8	6.6
Region					
German	17.3	28.4	28.6	18.5	7.3
French	15.0	29.0	29.8	18.9	7.2
Italian	23.8	29.3	25.9	15.2	5.8
All	17.0	28.5	28.8	18.4	7.2

Source: SwissGen. 6,800 cases, per cent, weighted.

Table A40: Burdens (parents alive)

	Always	Often	Sometimes	Rarely	Never
Education					
Low	2.9	2.5	9.4	16.6	68.6
Medium	1.9	3.7	10.5	21.3	62.6
High	1.5	2.5	12.3	26.3	57.4
Finances					
--	0.4	1.7	12.8	19.1	66.1
-	3.3	3.7	13.5	24.3	55.2
o	3.0	3.3	11.1	20.9	61.8
+	1.4	3.3	10.9	24.1	60.3
++	1.2	2.2	10.6	24.0	62.1
Age					
18-29	1.6	2.7	9.2	18.5	68.0
30-59	1.9	2.8	11.8	24.0	59.5
60+	2.4	6.6	13.6	35.0	42.5
Gender					
Daughter-mother	1.8	4.1	13.8	23.1	57.2
Daughter-father	2.5	3.4	12.3	21.3	60.6
Son-mother	1.2	2.3	7.9	23.6	65.0
Son-father	2.3	2.3	10.3	24.0	61.2
Migration					
1st generation	2.4	2.9	11.2	22.1	61.4
2nd generation	2.1	3.8	12.4	22.4	59.4
No migration	1.5	2.8	10.7	23.4	61.6
Region					
German	1.4	2.1	10.5	23.6	62.3
French	3.5	5.6	12.9	21.8	56.1
Italian	1.5	2.9	11.5	16.9	67.2
All	1.9	3.0	11.1	23.0	61.0

Source: SwissGen. 11,132 cases, per cent, weighted.

Table D40: Burdens (parents deceased)

	Always	Often	Sometimes	Rarely	Never
Education					
Low	2.5	4.0	9.9	16.6	67.0
Medium	2.7	5.1	10.9	21.9	59.5
High	2.3	6.7	13.8	25.0	52.2
Finances					
--	7.5	7.9	15.1	26.1	43.5
-	2.2	8.5	13.2	14.4	61.6
o	3.3	6.1	12.0	21.2	57.5
+	2.5	6.3	12.3	23.0	56.0
++	1.7	3.5	10.9	22.7	61.3
Age					
18-29	5.6	2.1	14.1	21.7	56.5
30-59	2.3	5.9	12.5	21.4	57.9
60+	2.6	5.3	11.3	22.2	58.5
Gender					
Daughter-mother	3.0	5.5	13.4	21.4	56.7
Daughter-father	3.5	6.4	12.5	20.4	57.1
Son-mother	1.4	4.1	9.4	23.3	61.9
Son-father	1.5	5.3	11.4	22.2	59.8
Migration					
1st generation	3.3	6.0	9.5	20.4	60.9
2nd generation	2.5	6.7	16.3	22.3	52.2
No migration	2.3	5.0	11.9	22.6	58.3
Region					
German	2.3	5.2	11.7	22.8	58.1
French	3.4	6.9	12.4	21.5	55.9
Italian	3.0	3.0	8.8	11.1	74.0
All	2.5	5.4	11.7	22.0	58.3

Source: SwissGen. 6,791 cases, per cent, weighted.

Table A41: Estrangement (parents alive)

	Always	Often	Sometimes	Rarely	Never
Education					
Low	6.6	6.2	8.8	11.4	67.0
Medium	4.1	5.8	10.2	14.0	66.0
High	3.6	6.5	12.0	16.9	61.0
Finances					
--	4.6	7.8	12.4	11.5	63.7
-	6.5	7.5	11.2	12.3	62.7
o	5.1	6.8	10.9	13.3	63.8
+	3.6	5.9	10.7	16.6	63.1
++	3.4	5.3	10.6	15.8	64.9
Age					
18-29	2.7	5.0	7.9	12.9	71.5
30-59	4.6	6.5	11.9	15.6	61.4
60+	5.9	7.9	11.1	20.5	54.7
Gender					
Daughter-mother	3.8	6.9	10.0	14.6	64.8
Daughter-father	6.9	7.1	12.4	15.5	58.2
Son-mother	2.5	4.4	9.1	14.8	69.3
Son-father	4.0	6.7	12.6	15.8	61.0
Migration					
1st generation	5.1	7.4	10.6	15.1	61.9
2nd generation	4.3	7.2	11.0	14.4	63.2
No migration	3.6	5.0	10.8	15.2	65.5
Region					
German	4.1	5.6	10.7	15.5	64.2
French	4.5	7.6	9.8	12.8	65.3
Italian	5.4	8.8	18.0	20.1	47.7
All	4.2	6.2	10.8	15.0	63.8

Source: SwissGen. 11,152 cases, per cent, weighted.

Table D41: Estrangement (parents deceased)

	Always	Often	Sometimes	Rarely	Never
Education					
Low	4.1	4.0	7.0	10.9	74.0
Medium	3.1	5.5	9.8	11.0	70.6
High	2.4	6.7	12.5	15.8	62.6
Finances					
--	12.8	3.4	13.1	19.2	51.6
-	3.7	7.5	12.7	11.7	64.4
o	3.7	6.4	10.2	12.0	67.6
+	2.2	5.8	9.8	13.6	68.6
++	2.4	4.7	9.9	11.9	71.1
Age					
18-29	12.2	4.9	2.2	16.2	64.5
30-59	2.7	5.7	10.7	14.1	66.8
60+	3.1	5.6	10.1	11.8	69.5
Gender					
Daughter-mother	3.5	5.1	10.7	10.3	70.5
Daughter-father	3.1	7.3	11.0	12.7	66.0
Son-mother	1.4	4.4	7.8	10.5	76.0
Son-father	3.5	5.5	11.2	15.7	64.1
Migration					
1st generation	3.8	6.4	9.8	12.9	67.3
2nd generation	2.9	5.6	15.2	14.9	61.5
No migration	2.8	5.3	9.5	12.1	70.3
Region					
German	3.1	5.8	10.2	12.6	68.3
French	2.9	4.3	9.8	12.3	70.8
Italian	3.4	9.8	12.6	12.8	61.4
All	3.0	5.6	10.2	12.5	68.6

Source: SwissGen. 6,817 cases, per cent, weighted.

Table A42: Tension (parents alive)

	Always	Often	Sometimes	Rarely	Never
Education					
Low	4.6	18.1	24.3	34.6	18.4
Medium	3.7	19.6	35.9	32.1	8.7
High	2.1	20.5	37.2	34.4	5.8
Finances					
--	6.2	19.8	29.8	30.3	14.0
-	7.2	23.4	33.6	23.2	12.6
o	3.0	18.9	33.1	35.4	9.6
+	2.6	20.4	36.8	32.7	7.4
++	2.5	18.9	37.5	34.0	7.2
Age					
18-29	3.1	19.7	34.6	34.1	8.6
30-59	3.1	19.5	35.9	33.1	8.5
60+	3.3	20.7	33.5	32.6	9.9
Gender					
Daughter-mother	4.0	26.5	36.6	27.5	5.5
Daughter-father	3.9	20.0	30.7	35.4	10.1
Son-mother	1.4	15.7	37.8	35.5	9.6
Son-father	3.1	16.1	35.6	35.9	9.3
Migration					
1st generation	4.3	18.0	29.7	33.3	14.7
2nd generation	3.2	22.4	34.5	31.4	8.6
No migration	2.2	19.8	39.5	34.0	4.6
Region					
German	2.7	19.7	36.1	33.0	8.5
French	4.2	20.3	33.6	33.5	8.3
Italian	3.1	16.9	32.3	35.8	12.0
All	3.1	19.7	35.4	33.2	8.6

Source: SwissGen. 11,158 cases, per cent, weighted.

Table D42: Tension (parents deceased)

	Always	Often	Sometimes	Rarely	Never
Education					
Low	1.6	11.8	25.8	35.7	25.0
Medium	1.5	13.6	30.6	39.3	15.0
High	1.0	15.3	35.2	39.3	9.3
Finances					
--	2.7	24.0	17.9	36.0	19.3
-	5.0	13.0	29.1	36.7	16.3
o	1.5	13.7	30.4	37.9	16.5
+	1.2	14.0	33.9	38.5	12.5
++	0.6	13.1	31.0	40.6	14.7
Age					
18-29	0.0	22.3	28.4	21.3	27.9
30-59	1.6	16.0	31.3	37.0	14.1
60+	1.3	12.6	31.2	39.8	15.1
Gender					
Daughter-mother	1.4	14.9	33.1	37.8	12.8
Daughter-father	1.6	14.5	26.5	38.1	19.2
Son-mother	0.5	10.0	34.1	42.2	13.4
Son-father	1.8	14.1	33.0	37.2	13.8
Migration					
1st generation	2.3	13.6	24.6	34.4	25.1
2nd generation	1.5	17.3	37.2	32.4	11.6
No migration	1.0	13.1	32.8	41.6	11.5
Region					
German	1.2	13.9	31.9	39.5	13.6
French	1.7	13.6	30.7	37.5	16.6
Italian	2.6	12.9	23.5	34.2	26.9
All	1.4	13.8	31.2	38.8	14.9

Source: SwissGen. 6,963 cases, per cent, weighted.

Table A43: Conflict (parents alive)

	Always	Often	Sometimes	Rarely	Never
Education					
Low	4.1	15.4	22.9	34.5	23.2
Medium	2.9	15.5	31.1	37.8	12.6
High	1.3	15.1	31.6	40.3	11.6
Finances					
--	8.3	19.3	27.5	28.2	16.7
-	6.6	20.1	29.5	30.0	13.9
o	2.2	14.7	29.5	39.0	14.6
+	1.5	15.9	30.9	39.4	12.2
++	2.0	13.2	31.9	40.2	12.8
Age					
18-29	2.3	15.5	29.7	38.5	14.0
30-59	2.3	15.0	31.1	38.7	12.9
60+	2.9	14.2	25.6	40.7	16.5
Gender					
Daughter-mother	3.0	20.7	33.1	33.2	10.0
Daughter-father	2.5	16.2	28.6	36.9	15.8
Son-mother	1.2	11.7	29.5	43.5	14.2
Son-father	2.4	11.8	30.1	41.5	14.2
Migration					
1st generation	3.1	14.2	25.9	37.9	18.9
2nd generation	2.7	18.6	28.8	35.9	14.1
No migration	1.6	14.5	34.4	40.1	9.5
Region					
German	2.1	14.8	31.5	38.7	12.8
French	3.0	16.2	27.7	38.9	14.2
Italian	2.0	15.1	28.3	35.2	19.3
All	2.3	15.2	30.5	38.6	13.4

Source: SwissGen. 11,143 cases, per cent, weighted.

Table D43: Conflict (parents deceased)

	Always	Often	Sometimes	Rarely	Never
Education					
Low	1.8	8.1	18.2	37.0	35.0
Medium	1.1	9.4	23.2	41.8	24.5
High	0.5	10.1	25.5	45.2	18.7
Finances					
--	3.0	15.6	17.7	36.8	26.9
-	3.4	11.4	20.9	36.7	27.7
o	1.3	8.7	23.9	40.3	25.9
+	0.8	9.7	25.0	43.6	20.9
++	0.3	9.0	21.9	44.2	24.6
Age					
18-29	0.0	17.1	18.5	25.7	38.8
30-59	1.2	12.3	25.9	40.6	20.1
60+	1.0	7.9	21.9	42.9	26.3
Gender					
Daughter-mother	1.4	9.4	25.7	39.2	24.4
Daughter-father	1.2	10.3	20.9	40.7	26.9
Son-mother	0.1	6.6	23.1	46.5	23.6
Son-father	1.2	9.9	22.8	42.8	23.3
Migration					
1st generation	1.7	9.9	19.1	35.7	33.6
2nd generation	0.9	13.7	26.6	42.0	16.8
No migration	0.8	8.3	24.1	44.6	22.3
Region					
German	0.9	9.3	23.3	43.4	23.1
French	1.3	9.5	24.0	39.4	25.8
Italian	1.8	9.4	15.9	33.0	39.9
All	1.0	9.3	23.1	42.1	24.5

Source: SwissGen. 6,936 cases, per cent, weighted.

Table A44: Reliability (parents alive)

	Always	Often	Sometimes	Rarely	Never
Education					
Low	59.0	17.1	11.6	7.4	4.9
Medium	52.1	22.4	12.3	8.4	4.8
High	53.6	23.8	11.6	8.7	2.3
Finances					
--	52.5	15.3	9.0	13.8	9.3
-	50.4	18.2	14.3	9.1	8.0
o	52.7	21.6	12.6	9.7	3.5
+	53.7	23.9	11.6	7.6	3.3
++	54.7	23.8	11.4	7.4	2.7
Age					
18-29	58.9	22.3	9.8	5.8	3.3
30-59	52.4	22.1	12.5	9.3	3.8
60+	40.3	29.6	14.6	10.1	5.4
Gender					
Daughter-mother	57.2	21.4	11.5	7.5	2.4
Daughter-father	44.6	20.0	15.2	13.5	6.8
Son-mother	67.0	21.8	6.0	3.8	1.4
Son-father	40.8	27.1	17.0	9.9	5.2
Migration					
1st generation	54.5	19.1	12.4	8.9	5.2
2nd generation	52.4	23.2	12.5	8.8	3.2
No migration	53.5	24.2	11.5	7.9	2.9
Region					
German	54.3	22.3	11.6	8.5	3.3
French	50.8	22.8	12.7	8.6	5.1
Italian	56.8	22.2	12.1	5.5	3.4
All	53.6	22.4	11.9	8.4	3.7

Source: SwissGen. 11,161 cases, per cent, weighted.

Table D44: Reliability (parents deceased)

	Always	Often	Sometimes	Rarely	Never
Education					
Low	54.5	20.8	10.7	6.5	7.4
Medium	57.4	19.5	11.4	8.0	3.8
High	48.7	25.5	14.3	8.2	3.3
Finances					
--	49.7	16.0	10.3	12.6	11.5
-	49.8	21.7	12.2	8.0	8.3
o	53.5	21.7	12.4	7.7	4.8
+	52.3	23.9	13.6	7.5	2.8
++	57.0	20.7	10.6	8.2	3.5
Age					
18-29	43.3	11.8	5.5	31.9	7.7
30-59	52.0	22.3	14.5	7.3	3.9
60+	55.2	21.5	11.2	7.7	4.3
Gender					
Daughter-mother	60.1	20.3	8.8	7.3	3.5
Daughter-father	50.5	19.6	14.1	10.4	5.3
Son-mother	62.0	22.8	9.1	3.9	2.3
Son-father	45.0	25.2	15.8	8.8	5.3
Migration					
1st generation	54.8	21.0	12.3	6.6	5.3
2nd generation	51.3	21.8	14.0	9.1	3.9
No migration	54.5	21.9	11.9	8.1	3.7
Region					
German	53.4	21.7	12.5	8.2	4.2
French	54.7	22.8	11.5	6.8	4.3
Italian	63.3	15.1	11.0	5.4	5.2
All	54.1	21.7	12.2	7.8	4.2

Source: SwissGen. 6,948 cases, per cent, weighted.

Table A45: Rules (parents alive)

	Always	Often	Sometimes	Rarely	Never
Education					
Low	29.4	32.1	19.7	12.3	6.5
Medium	30.8	35.4	18.4	10.3	5.1
High	29.2	37.9	20.1	9.6	3.3
Finances					
--	44.2	24.8	11.5	11.1	8.4
-	29.4	28.7	20.0	11.4	10.5
o	30.1	35.8	18.6	11.2	4.3
+	28.8	37.6	20.5	9.4	3.8
++	31.0	37.5	19.1	9.2	3.2
Age					
18-29	28.9	34.3	20.9	11.5	4.4
30-59	30.7	37.0	18.6	9.5	4.3
60+	32.9	33.6	19.3	9.5	4.7
Gender					
Daughter-mother	33.2	36.0	18.4	9.8	2.7
Daughter-father	30.1	31.2	18.9	12.7	7.1
Son-mother	28.8	41.0	18.9	9.0	2.4
Son-father	28.4	34.5	21.8	9.2	6.2
Migration					
1st generation	32.7	32.5	18.7	9.9	6.2
2nd generation	28.8	35.0	20.8	11.4	4.0
No migration	28.9	39.1	19.0	9.7	3.3
Region					
German	30.3	36.7	19.3	9.6	4.1
French	26.9	34.7	20.7	12.2	5.4
Italian	48.5	31.9	11.5	5.3	2.8
All	30.2	36.1	19.3	10.1	4.4

Source: SwissGen. 11,124 cases, per cent, weighted.

Table D45: Rules (parents deceased)

	Always	Often	Sometimes	Rarely	Never
Education					
Low	26.8	23.1	22.2	17.8	10.2
Medium	27.5	30.3	19.9	14.4	8.0
High	26.1	34.7	20.5	13.9	4.8
Finances					
--	31.8	26.8	14.0	7.4	20.0
-	29.8	26.0	26.5	12.3	5.5
o	27.8	30.9	19.1	15.3	7.0
+	25.3	33.0	21.1	14.4	6.2
++	26.2	29.9	20.0	16.8	7.3
Age					
18-29	26.0	37.5	10.9	7.3	18.3
30-59	28.2	33.4	20.5	12.8	5.1
60+	26.2	29.1	20.6	16.0	8.2
Gender					
Daughter-mother	27.5	29.0	20.0	16.3	7.2
Daughter-father	29.2	27.0	21.5	13.6	8.8
Son-mother	23.2	34.1	21.0	15.5	6.2
Son-father	27.2	32.5	19.7	14.0	6.7
Migration					
1st generation	31.8	31.9	18.7	9.6	8.0
2nd generation	25.6	28.7	20.5	18.9	6.4
No migration	25.3	30.2	21.5	16.0	7.1
Region					
German	25.5	31.3	20.3	15.3	7.5
French	25.7	29.7	22.4	15.3	7.0
Italian	53.5	20.9	14.5	5.8	5.3
All	26.8	30.5	20.5	14.9	7.3

Source: SwissGen. 6,911 cases, per cent, weighted.

Table A46: Punishment (parents alive)

	Always	Often	Sometimes	Rarely	Never
Education					
Low	6.0	9.2	19.8	26.3	38.6
Medium	3.6	7.6	17.2	35.4	36.2
High	2.8	6.2	18.1	34.4	38.5
Finances					
--	11.0	8.7	15.3	28.1	36.9
-	5.4	11.0	18.5	28.9	36.2
o	4.1	8.2	19.3	33.4	35.0
+	3.1	6.6	18.2	35.4	36.8
++	2.1	6.1	15.8	34.1	41.9
Age					
18-29	3.3	6.8	15.9	34.6	39.4
30-59	3.5	7.2	18.6	33.7	37.1
60+	5.2	10.2	19.2	31.7	33.7
Gender					
Daughter-mother	4.1	7.4	16.4	32.9	39.2
Daughter-father	4.2	6.7	15.0	31.1	43.1
Son-mother	2.2	6.5	18.3	36.9	36.1
Son-father	3.5	8.5	22.2	34.3	31.5
Migration					
1st generation	5.3	8.0	19.2	29.3	38.3
2nd generation	3.7	9.2	18.3	32.7	36.1
No migration	2.2	6.3	17.0	37.3	37.3
Region					
German	3.1	6.6	16.8	34.8	38.7
French	4.3	9.3	20.2	32.1	34.1
Italian	7.1	7.7	22.3	26.9	36.0
All	3.5	7.3	17.8	33.8	37.5

Source: SwissGen. 11,138 cases, per cent, weighted.

Table D46: Punishment (parents deceased)

	Always	Often	Sometimes	Rarely	Never
Education					
Low	4.3	8.0	11.2	24.2	52.4
Medium	3.1	5.8	12.7	30.9	47.6
High	2.4	7.2	13.6	31.3	45.5
Finances					
--	9.2	7.4	14.7	24.3	44.4
-	3.7	10.2	20.1	22.9	43.1
o	3.9	6.1	12.9	31.5	45.6
+	3.2	6.9	12.2	30.1	47.8
++	1.7	5.9	12.0	30.0	50.4
Age					
18-29	0.0	12.4	10.4	17.0	60.1
30-59	3.9	6.5	13.9	29.8	45.8
60+	2.7	6.6	12.1	30.0	48.6
Gender					
Daughter-mother	3.6	6.5	12.1	24.9	52.9
Daughter-father	3.3	7.1	12.2	27.9	49.5
Son-mother	2.0	4.0	11.1	33.6	49.4
Son-father	3.3	8.1	15.0	33.7	40.0
Migration					
1st generation	4.5	7.2	15.0	22.5	50.8
2nd generation	4.1	8.4	13.4	28.2	46.0
No migration	2.3	6.1	11.9	32.9	46.9
Region					
German	2.9	6.9	12.1	30.8	47.4
French	3.2	6.0	14.3	28.5	48.1
Italian	5.2	5.6	14.2	21.6	53.4
All	3.1	6.6	12.7	29.9	47.8

Source: SwissGen. 6,903 cases, per cent, weighted.

Table A47: Love (parents alive)

	Always	Often	Sometimes	Rarely	Never
Education					
Low	53.1	19.1	11.6	9.8	6.4
Medium	41.0	24.3	17.8	12.1	4.9
High	40.7	26.8	18.4	11.0	3.1
Finances					
--	48.5	19.4	12.6	10.8	8.7
-	41.0	20.1	16.3	13.4	9.2
o	43.5	22.6	17.4	12.2	4.4
+	41.7	26.7	18.0	10.2	3.4
++	40.8	26.8	17.6	11.4	3.4
Age					
18-29	52.5	25.0	12.8	7.0	2.8
30-59	39.2	24.5	19.3	12.5	4.6
60+	26.4	28.9	20.5	18.8	5.3
Gender					
Daughter-mother	45.9	22.4	17.0	11.0	3.7
Daughter-father	35.2	22.7	19.8	16.2	6.1
Son-mother	53.0	27.7	12.7	4.8	1.9
Son-father	30.4	27.3	21.9	14.7	5.8
Migration					
1st generation	46.7	21.4	16.2	10.1	5.6
2nd generation	44.2	25.0	15.6	12.1	3.1
No migration	38.9	27.1	18.8	11.7	3.6
Region					
German	41.5	25.8	18.1	10.8	3.8
French	43.9	22.1	15.4	13.4	5.3
Italian	46.7	22.8	17.8	8.0	4.7
All	42.3	24.8	17.4	11.3	4.2

Source: SwissGen. 11,141 cases, per cent, weighted.

Table D47: Love (parents deceased)

	Always	Often	Sometimes	Rarely	Never
Education					
Low	44.0	21.3	13.9	10.9	10.0
Medium	39.3	23.1	18.3	14.0	5.3
High	33.7	26.6	21.0	14.7	3.9
Finances					
--	35.4	21.0	16.9	10.7	16.0
-	41.7	22.7	14.2	12.9	8.6
o	40.2	21.7	17.7	13.9	6.5
+	36.4	27.3	18.9	13.7	3.7
++	38.3	23.7	19.2	13.8	5.1
Age					
18-29	38.3	22.9	22.4	4.2	12.2
30-59	37.8	24.7	19.4	13.0	5.2
60+	38.8	23.6	17.8	14.0	5.8
Gender					
Daughter-mother	43.1	24.9	14.2	11.5	6.3
Daughter-father	35.2	23.1	19.7	14.9	7.1
Son-mother	48.7	24.5	15.1	8.8	2.8
Son-father	29.1	23.2	24.0	18.4	5.3
Migration					
1st generation	46.1	20.9	16.1	9.7	7.3
2nd generation	36.9	24.8	18.5	14.6	5.2
No migration	35.8	25.3	19.2	14.9	4.8
Region					
German	36.3	23.8	19.5	14.6	5.8
French	43.8	25.5	14.5	11.1	5.1
Italian	47.1	17.9	19.9	10.2	5.0
All	38.5	24.0	18.4	13.6	5.6

Source: SwissGen. 6,948 cases, per cent, weighted.

Table A48: Pressure (parents alive)

	Always	Often	Sometimes	Rarely	Never
Education					
Low	2.8	4.1	19.6	27.2	46.3
Medium	2.3	6.8	18.1	29.5	43.4
High	2.2	8.8	19.0	33.6	36.4
Finances					
--	6.7	7.4	14.0	30.5	41.5
-	4.1	6.2	24.3	26.6	38.8
o	2.7	7.7	18.8	29.4	41.4
+	1.8	8.1	18.9	32.6	38.6
++	1.7	6.9	16.7	32.3	42.3
Age					
18-29	2.1	6.8	19.7	32.0	39.4
30-59	2.3	7.5	18.2	30.6	41.5
60+	2.8	12.4	15.7	33.3	35.9
Gender					
Daughter-mother	2.5	10.7	19.1	27.6	40.1
Daughter-father	3.2	6.5	15.8	27.2	47.4
Son-mother	1.2	6.3	18.1	35.8	38.5
Son-father	2.3	6.3	21.0	33.1	37.3
Migration					
1st generation	3.3	9.2	18.4	28.9	40.2
2nd generation	2.7	8.2	20.7	30.0	38.4
No migration	1.5	6.3	17.8	32.9	41.6
Region					
German	2.1	7.4	18.8	32.5	39.2
French	2.6	7.9	17.4	27.1	45.1
Italian	4.0	7.9	20.0	31.1	37.0
All	2.3	7.5	18.5	31.1	40.6

Source: SwissGen. 11,145 cases, per cent, weighted.

Table D48: Pressure (parents deceased)

	Always	Often	Sometimes	Rarely	Never
Education					
Low	2.1	4.0	8.3	19.0	66.6
Medium	1.7	4.7	10.9	22.4	60.4
High	1.8	6.4	14.2	28.8	48.8
Finances					
--	6.7	7.1	18.4	17.6	50.2
-	3.5	5.3	11.9	23.2	56.1
o	2.0	5.8	9.3	22.6	60.3
+	1.7	4.8	13.7	25.7	54.1
++	1.0	4.8	10.5	24.2	59.6
Age					
18-29	0.0	9.5	14.2	19.4	56.9
30-59	1.7	6.3	11.8	25.8	54.4
60+	1.9	4.6	11.2	23.1	59.2
Gender					
Daughter-mother	2.4	5.1	10.2	22.7	59.7
Daughter-father	2.3	4.8	11.3	21.3	60.4
Son-mother	0.7	4.2	12.4	26.2	56.6
Son-father	1.4	6.1	12.6	26.6	53.2
Migration					
1st generation	2.5	5.9	12.5	22.7	56.4
2nd generation	0.7	6.3	12.5	25.7	54.8
No migration	1.7	4.7	11.1	24.3	58.2
Region					
German	1.7	5.1	11.3	24.1	57.9
French	1.9	5.2	11.7	23.8	57.4
Italian	3.0	6.2	12.7	21.9	56.2
All	1.8	5.2	11.4	23.9	57.7

Source: SwissGen. 6,909 cases, per cent, weighted.

Table A49: Praise (parents alive)

	Always	Often	Sometimes	Rarely	Never
Education					
Low	25.2	31.8	22.7	11.6	8.7
Medium	21.2	32.3	25.9	14.7	6.0
High	20.4	35.9	25.5	14.3	4.0
Finances					
--	29.9	19.7	25.5	12.8	12.0
-	20.8	28.9	22.4	15.2	12.7
o	22.3	31.5	25.7	15.4	5.1
+	20.7	36.8	25.3	12.4	4.9
++	19.8	35.2	25.9	15.4	3.6
Age					
18-29	29.5	37.2	21.1	8.9	3.3
30-59	18.8	32.9	26.8	15.5	6.0
60+	8.0	29.3	30.4	25.6	6.8
Gender					
Daughter-mother	22.9	33.7	22.9	15.6	4.8
Daughter-father	20.9	28.5	24.5	18.4	7.7
Son-mother	22.4	43.2	23.9	7.6	2.8
Son-father	17.4	28.8	31.2	16.0	6.6
Migration					
1st generation	25.3	29.7	25.0	12.5	7.7
2nd generation	25.2	29.8	24.4	15.8	4.8
No migration	17.4	37.7	26.1	14.9	3.9
Region					
German	18.5	36.3	26.3	14.2	4.8
French	30.5	28.4	21.3	13.7	6.1
Italian	16.7	22.4	34.0	16.8	10.2
All	21.3	33.8	25.3	14.2	5.3

Source: SwissGen. 11,145 cases, per cent, weighted.

Table D49: Praise (parents deceased)

	Always	Often	Sometimes	Rarely	Never
Education					
Low	21.3	26.5	26.0	13.5	12.7
Medium	17.8	29.4	29.6	16.3	6.9
High	13.8	31.3	31.1	18.8	5.0
Finances					
--	17.8	23.2	24.2	16.8	18.0
-	22.5	28.6	22.9	15.2	10.8
o	19.2	27.2	28.7	17.1	7.9
+	14.0	31.8	32.8	16.1	5.3
++	18.0	29.3	29.0	16.7	7.0
Age					
18-29	32.9	33.4	7.0	21.3	5.4
30-59	21.4	27.7	29.5	14.7	6.7
60+	15.2	30.2	29.7	17.4	7.5
Gender					
Daughter-mother	17.8	32.0	27.0	15.9	7.3
Daughter-father	19.0	25.5	29.3	17.1	9.1
Son-mother	17.5	36.2	30.2	11.8	4.3
Son-father	14.0	25.8	31.9	20.9	7.4
Migration					
1st generation	26.0	29.3	23.8	11.6	9.3
2nd generation	17.1	26.1	29.6	19.8	7.4
No migration	14.1	30.0	32.1	17.6	6.2
Region					
German	15.3	29.2	30.5	18.3	6.7
French	22.9	32.1	25.4	12.0	7.6
Italian	20.7	19.2	34.4	12.3	13.3
All	17.3	29.4	29.5	16.6	7.2

Source: SwissGen. 6,926 cases, per cent, weighted.

Table A50-1: Received help (parents alive)

	Daily	Weekly	Monthly	Rarely	Never
Education					
Low	13.4	6.8	6.7	13.6	59.6
Medium	5.9	8.8	11.2	24.2	49.8
High	2.7	5.4	10.9	28.6	52.4
Finances					
--	9.4	8.1	8.3	18.9	55.4
-	3.8	6.8	11.8	24.0	53.6
o	5.6	6.8	9.7	24.4	53.5
+	4.8	7.5	11.2	26.9	49.7
++	5.1	6.8	10.9	23.8	53.4
Age					
18-29	15.4	15.8	17.5	26.4	25.0
30-59	1.4	4.1	8.6	25.6	60.4
60+	0.5	0.5	2.0	7.9	89.2
Gender					
Daughter-mother	6.8	8.5	10.9	25.4	48.4
Daughter-father	3.1	6.5	11.0	27.5	52.0
Son-mother	7.0	6.4	10.3	24.0	52.3
Son-father	3.1	6.4	11.2	23.6	55.7
Migration					
1st generation	3.4	4.4	6.9	25.1	60.3
2nd generation	8.6	9.7	11.8	22.8	47.2
No migration	5.3	8.1	12.8	26.0	47.9
Region					
German	5.1	6.9	11.0	25.1	52.0
French	5.1	7.0	10.0	25.0	53.0
Italian	10.1	11.3	9.3	20.8	48.6
All	5.3	7.1	10.7	24.9	52.1

Source: SwissGen. 11,150 cases, per cent, weighted.

Table D50-1: Received help (parents deceased)

	Daily	Weekly	Monthly	Rarely	Never
Education					
Low	4.1	1.9	2.8	12.1	79.2
Medium	3.3	3.6	3.5	15.7	73.8
High	1.8	3.8	2.9	12.4	79.1
Finances					
--	2.9	2.2	2.4	11.8	80.6
-	3.0	2.1	2.7	18.8	73.4
o	3.6	3.4	3.5	13.8	75.8
+	3.5	4.0	4.0	15.4	73.0
++	1.8	3.3	2.2	12.1	80.7
Age					
18-29	8.9	11.2	6.8	17.1	56.0
30-59	3.9	3.1	4.2	16.3	72.6
60+	2.4	3.6	2.7	12.7	78.5
Gender					
Daughter-mother	4.1	4.1	3.2	12.6	76.1
Daughter-father	1.3	1.8	2.3	12.3	82.3
Son-mother	4.9	6.1	3.9	14.8	70.3
Son-father	1.9	2.8	3.5	16.1	75.6
Migration					
1st generation	3.2	1.8	3.9	11.8	79.3
2nd generation	3.9	4.9	3.4	14.2	73.6
No migration	2.7	3.9	3.0	14.5	76.0
Region					
German	2.3	3.3	3.3	13.9	77.3
French	3.1	3.4	2.4	13.5	77.6
Italian	12.8	8.1	6.4	15.6	57.2
All	2.9	3.5	3.2	13.9	76.5

Source: SwissGen. 6,825 cases, per cent, weighted.

Table A50-2: Received emotional support (parents alive)

	Daily	Weekly	Monthly	Rarely	Never
Education					
Low	14.9	17.7	17.5	23.5	26.4
Medium	7.1	16.7	20.7	30.3	25.2
High	4.1	14.9	23.2	35.4	22.3
Finances					
--	16.2	17.6	12.7	27.6	25.9
-	9.0	15.7	23.5	26.0	25.9
o	7.9	17.6	21.0	29.3	24.3
+	5.6	15.6	22.6	33.0	23.1
++	4.4	14.4	20.9	35.7	24.6
Age					
18-29	13.2	23.3	25.2	25.3	13.1
30-59	4.1	13.7	20.7	34.8	26.8
60+	2.3	7.5	12.4	31.2	46.6
Gender					
Daughter-mother	10.7	23.7	22.2	25.4	18.0
Daughter-father	6.0	13.2	20.7	31.8	28.2
Son-mother	5.4	14.5	23.1	35.7	21.4
Son-father	3.1	10.4	19.6	36.1	30.8
Migration					
1st generation	9.6	17.5	19.6	29.2	24.2
2nd generation	7.7	14.4	22.2	30.3	25.4
No migration	4.2	15.7	22.6	34.2	23.3
Region					
German	5.8	16.2	23.5	31.5	23.0
French	7.3	15.6	16.4	32.9	27.9
Italian	16.8	14.1	16.2	31.6	21.3
All	6.6	16.0	21.5	31.8	24.1

Source: SwissGen. 11,140 cases, per cent, weighted.

Table D50-2: Received emotional support (parents deceased)

	Daily	Weekly	Monthly	Rarely	Never
Education					
Low	7.7	10.4	9.8	29.9	42.3
Medium	6.6	11.6	10.6	32.3	38.9
High	4.3	10.7	12.9	35.2	36.9
Finances					
--	7.1	8.1	10.7	39.2	34.9
-	9.2	6.8	13.1	34.7	36.2
o	6.0	12.5	10.8	29.8	41.0
+	7.2	12.2	10.9	33.8	35.9
++	4.0	9.8	12.1	33.9	40.3
Age					
18-29	5.5	42.6	4.6	15.0	32.3
30-59	9.3	14.7	13.0	30.0	32.9
60+	4.5	9.2	10.4	34.3	41.6
Gender					
Daughter-mother	9.4	14.0	10.3	33.5	32.9
Daughter-father	5.1	9.3	11.2	33.4	40.9
Son-mother	6.1	11.9	13.2	31.7	37.2
Son-father	3.8	9.8	10.3	32.7	43.4
Migration					
1st generation	8.7	11.5	13.5	28.4	37.8
2nd generation	8.2	12.8	8.2	29.7	41.1
No migration	4.8	10.8	10.8	35.0	38.6
Region					
German	4.7	11.0	12.2	34.4	37.8
French	6.8	10.8	8.1	29.8	44.6
Italian	25.2	17.6	10.1	22.2	25.0
All	6.1	11.2	11.2	32.8	38.8

Source: SwissGen. 6,835 cases, per cent, weighted.

Table A50-3: Received care (parents alive)

	Daily	Weekly	Monthly	Rarely	Never
Education					
Low	3.8	1.2	3.4	10.5	81.1
Medium	0.9	1.0	1.3	6.8	89.9
High	0.3	0.3	0.8	5.7	93.0
Finances					
--	5.4	0.0	0.0	7.1	87.5
-	2.1	1.4	2.7	5.6	88.3
o	1.1	0.9	1.6	8.4	88.0
+	0.3	0.5	1.2	6.7	91.4
++	0.7	0.6	0.8	5.1	92.7
Age					
18-29	2.2	1.8	2.3	10.5	83.2
30-59	0.4	0.3	0.9	5.5	92.9
60+	0.0	0.2	0.7	4.1	95.1
Gender					
Daughter-mother	1.2	0.8	1.0	6.9	90.1
Daughter-father	0.4	0.6	0.7	5.2	93.1
Son-mother	1.4	0.9	1.5	8.3	88.0
Son-father	0.6	0.5	1.5	6.4	91.0
Migration					
1st generation	1.6	0.6	2.1	9.2	86.6
2nd generation	1.1	1.2	1.3	7.1	89.4
No migration	0.5	0.6	0.7	5.2	93.1
Region					
German	0.8	0.5	1.2	5.9	91.5
French	1.0	1.1	1.3	9.2	87.4
Italian	2.3	1.3	1.4	6.9	88.1
All	0.9	0.7	1.3	6.8	90.4

Source: SwissGen. 11,142 cases, per cent, weighted.

Table D50-3: Received care (parents deceased)

	Daily	Weekly	Monthly	Rarely	Never
Education					
Low	2.9	0.9	1.6	10.9	83.7
Medium	2.2	1.5	1.3	6.0	89.0
High	1.0	1.5	1.2	4.9	91.4
Finances					
--	3.1	0.6	2.7	6.5	87.2
-	3.3	1.3	2.6	11.7	81.2
o	2.3	1.9	1.8	8.4	85.6
+	2.2	1.4	1.3	6.0	89.2
++	0.9	1.1	0.6	4.3	93.1
Age					
18-29	1.7	2.2	5.4	0.0	90.7
30-59	2.0	1.1	1.8	6.2	88.9
60+	2.0	1.6	1.0	6.7	88.8
Gender					
Daughter-mother	3.3	2.0	1.2	7.6	85.8
Daughter-father	0.6	0.9	0.8	4.2	93.5
Son-mother	3.9	1.8	2.2	7.6	84.7
Son-father	0.6	1.2	1.3	6.5	90.5
Migration					
1st generation	3.2	0.4	2.9	9.6	84.0
2nd generation	1.6	1.8	0.4	7.0	89.2
No migration	1.6	1.8	0.9	5.3	90.5
Region					
German	1.0	1.2	1.3	5.5	91.1
French	3.9	1.6	1.0	8.5	85.1
Italian	8.9	4.1	3.5	11.8	71.7
All	2.0	1.4	1.3	6.5	88.9

Source: SwissGen. 6,804 cases, per cent, weighted.

Table A50-4: Received childcare (parents alive)

	Daily	Weekly	Monthly	Rarely	Never
Education					
Low	6.3	1.2	4.1	13.8	74.6
Medium	2.4	11.3	8.3	19.2	58.9
High	1.7	13.0	12.6	25.0	47.6
Finances					
--	6.3	9.8	10.1	18.9	54.9
-	2.6	7.5	6.3	19.6	64.1
o	2.9	9.0	9.0	21.4	57.6
+	3.0	11.9	10.3	23.0	51.8
++	1.2	12.8	10.7	19.7	55.6
Age					
18-29	6.8	16.5	14.3	28.7	33.6
30-59	2.6	11.4	10.3	22.3	53.4
60+	0.2	0.4	0.0	5.0	94.5
Gender					
Daughter-mother	3.2	14.1	10.2	21.8	50.8
Daughter-father	1.6	9.1	8.7	21.7	58.9
Son-mother	3.4	11.0	10.3	22.8	52.6
Son-father	1.7	8.4	9.9	19.3	60.7
Migration					
1st generation	4.9	4.2	5.9	25.5	59.5
2nd generation	1.9	13.7	8.3	16.5	59.7
No migration	0.9	16.1	13.6	19.3	50.3
Region					
German	2.8	10.8	10.9	20.3	55.3
French	1.2	10.1	6.9	24.4	57.5
Italian	7.9	14.6	5.9	20.4	51.3
All	2.6	10.7	9.7	21.3	55.7

Source: SwissGen. 5,930 cases, per cent, weighted.

Table D50-4: Received childcare (parents deceased)

	Daily	Weekly	Monthly	Rarely	Never
Education					
Low	1.6	1.3	2.2	14.9	80.0
Medium	1.4	2.9	4.1	12.5	79.1
High	0.7	2.8	3.4	14.1	79.0
Finances					
--	3.0	7.9	0.8	11.3	77.1
-	2.1	0.4	3.2	15.2	79.2
o	1.9	2.5	3.5	13.5	78.5
+	0.9	3.3	3.3	13.5	79.0
++	0.9	1.9	4.2	13.5	79.7
Age					
18-29	0.0	0.0	0.0	0.0	100.0
30-59	1.7	4.2	3.4	14.1	76.5
60+	1.1	1.9	3.5	13.1	80.4
Gender					
Daughter-mother	1.7	3.2	4.2	15.5	75.3
Daughter-father	0.8	3.0	3.2	11.7	81.3
Son-mother	1.7	2.5	3.3	14.3	78.1
Son-father	1.0	1.4	2.4	11.7	83.5
Migration					
1st generation	1.7	1.4	2.1	11.5	83.3
2nd generation	1.1	3.7	3.7	12.7	78.9
No migration	1.0	2.9	4.1	14.4	77.6
Region					
German	1.1	2.7	4.3	14.0	77.9
French	0.8	2.2	1.1	11.4	84.5
Italian	5.5	3.1	3.0	13.8	74.6
All	1.3	2.6	3.5	13.4	79.3

Source: SwissGen. 5,569 cases, per cent, weighted.

Table A51-1: Given help (parents alive)

	Daily	Weekly	Monthly	Rarely	Never
Education					
Low	8.2	9.9	12.7	22.1	47.1
Medium	4.1	16.6	18.0	28.7	32.6
High	1.9	9.2	18.2	37.3	33.4
Finances					
--	7.9	11.3	9.7	15.3	55.8
-	6.5	11.0	13.8	24.8	44.0
o	3.7	11.7	15.7	33.2	35.8
+	3.0	13.4	18.3	31.4	34.0
++	2.6	12.8	20.7	34.9	29.1
Age					
18-29	7.5	23.1	19.4	27.2	22.8
30-59	1.9	8.1	16.6	34.0	39.5
60+	3.6	18.3	22.7	28.4	27.0
Gender					
Daughter-mother	4.7	17.1	19.5	32.6	26.2
Daughter-father	2.5	9.9	14.4	29.6	43.6
Son-mother	3.7	13.4	19.2	33.8	29.9
Son-father	2.7	8.5	16.9	31.2	40.7
Migration					
1st generation	4.1	6.2	13.5	32.6	43.5
2nd generation	4.2	18.6	17.5	29.9	29.8
No migration	2.8	14.7	20.1	31.9	30.5
Region					
German	3.5	13.1	18.3	31.7	33.5
French	2.7	11.0	15.6	32.6	38.2
Italian	8.3	15.7	14.7	30.0	31.3
All	3.5	12.7	17.5	31.8	34.6

Source: SwissGen. 11,142 cases, per cent, weighted.

Table D51-1: Given help (parents deceased)

	Daily	Weekly	Monthly	Rarely	Never
Education					
Low	8.3	11.7	9.9	21.0	49.2
Medium	8.4	20.3	13.4	22.1	36.0
High	5.7	21.1	16.2	23.4	33.7
Finances					
--	13.1	11.4	10.4	13.9	51.3
-	9.6	14.1	6.5	21.0	48.8
o	8.4	17.9	13.7	23.8	36.3
+	7.0	18.6	14.6	22.8	37.1
++	6.9	21.5	14.6	22.0	34.9
Age					
18-29	10.6	13.8	27.7	9.9	38.0
30-59	7.6	17.9	16.0	24.7	33.8
60+	7.5	19.7	12.5	21.4	39.1
Gender					
Daughter-mother	11.8	25.3	12.9	17.5	32.5
Daughter-father	6.3	16.9	12.9	22.2	41.8
Son-mother	7.2	20.9	16.2	24.0	31.7
Son-father	4.5	13.0	14.0	26.2	42.2
Migration					
1st generation	6.7	7.6	9.2	26.7	49.7
2nd generation	7.4	22.6	14.2	21.5	34.3
No migration	8.0	22.5	15.5	21.0	33.1
Region					
German	7.2	20.2	13.2	22.3	37.1
French	7.2	17.6	16.1	24.6	34.5
Italian	13.8	7.1	9.7	12.4	56.9
All	7.5	19.0	13.7	22.3	37.4

Source: SwissGen. 6,829 cases, per cent, weighted.

Table A51-2: Given emotional support (parents alive)

	Daily	Weekly	Monthly	Rarely	Never
Education					
Low	15.1	15.8	17.8	27.4	24.0
Medium	6.6	19.0	22.7	31.2	20.6
High	4.1	18.0	27.1	33.4	17.4
Finances					
--	12.9	15.5	8.5	35.1	28.1
-	9.4	14.8	24.1	26.8	24.8
o	8.2	18.5	23.5	30.3	19.5
+	5.3	18.5	24.2	32.6	19.4
++	3.6	18.7	26.4	33.7	17.6
Age					
18-29	8.9	19.1	25.1	30.6	16.3
30-59	5.2	17.3	23.8	32.8	20.9
60+	7.0	27.9	23.1	25.1	16.9
Gender					
Daughter-mother	11.5	28.5	26.3	24.2	9.5
Daughter-father	5.1	14.3	20.0	33.7	27.0
Son-mother	4.7	17.6	28.1	34.6	15.0
Son-father	2.7	10.3	19.7	36.4	30.9
Migration					
1st generation	10.0	19.1	22.6	28.8	19.6
2nd generation	6.5	17.8	22.1	32.2	21.4
No migration	3.8	17.9	25.7	33.6	19.0
Region					
German	5.9	18.3	25.9	31.7	18.2
French	6.2	18.1	19.5	32.0	24.2
Italian	16.7	17.2	19.5	28.5	18.2
All	6.4	18.2	24.1	31.7	19.6

Source: SwissGen. 11,144 cases, per cent, weighted.

Table D51-2: Given emotional support (parents deceased)

	Daily	Weekly	Monthly	Rarely	Never
Education					
Low	15.8	22.4	13.6	23.7	24.6
Medium	13.7	29.6	15.0	22.9	18.9
High	9.3	31.3	18.6	26.6	14.2
Finances					
--	21.9	13.4	11.5	25.2	28.1
-	15.9	21.1	14.5	21.4	27.2
o	13.6	29.9	14.6	23.8	18.2
+	12.2	30.7	15.8	23.6	17.7
++	10.9	29.3	18.0	25.7	16.1
Age					
18-29	12.3	44.8	11.4	12.4	19.1
30-59	15.8	33.5	15.7	19.3	15.7
60+	11.2	26.7	16.1	26.6	19.3
Gender					
Daughter-mother	22.2	36.3	12.3	16.8	12.5
Daughter-father	12.0	27.3	15.8	25.1	19.8
Son-mother	9.0	30.3	19.3	25.8	15.6
Son-father	6.1	22.6	16.6	30.3	24.5
Migration					
1st generation	14.2	23.4	14.7	22.3	25.4
2nd generation	14.7	34.1	13.2	22.5	15.5
No migration	11.9	29.9	17.4	25.1	15.8
Region					
German	11.0	29.9	16.7	24.9	17.6
French	14.9	28.8	14.7	23.5	18.1
Italian	29.2	15.2	10.7	17.2	27.7
All	12.7	29.0	16.0	24.2	18.2

Source: SwissGen. 6,866 cases, per cent, weighted.

Table A51-3: Given care (parents alive)

	Daily	Weekly	Monthly	Rarely	Never
Education					
Low	4.3	1.6	3.8	14.0	76.4
Medium	0.9	1.5	3.8	12.0	81.8
High	0.4	0.9	1.6	11.3	85.8
Finances					
--	4.0	1.0	2.1	5.8	87.1
-	2.9	1.6	1.7	12.1	81.7
o	1.3	1.3	3.8	14.5	79.1
+	0.6	1.0	2.3	10.7	85.4
++	0.5	1.5	2.4	10.4	85.2
Age					
18-29	1.5	1.0	3.1	11.0	83.4
30-59	0.8	1.2	2.5	11.3	84.3
60+	1.1	4.1	5.0	25.8	64.0
Gender					
Daughter-mother	1.3	2.0	3.6	16.2	77.0
Daughter-father	0.5	1.2	2.1	10.3	85.9
Son-mother	1.1	1.1	2.4	11.0	84.3
Son-father	0.9	0.5	2.7	8.9	87.1
Migration					
1st generation	1.9	1.4	3.3	14.8	78.6
2nd generation	1.1	1.1	3.8	11.4	82.6
No migration	0.4	1.2	2.1	10.0	86.3
Region					
German	0.9	1.2	2.6	10.3	84.9
French	0.8	1.2	3.2	16.0	78.8
Italian	3.9	1.7	2.7	13.9	77.8
All	1.0	1.2	2.8	11.8	83.2

Source: SwissGen. 11,134 cases, per cent, weighted.

Table D51-3: Given care (parents deceased)

	Daily	Weekly	Monthly	Rarely	Never
Education					
Low	6.8	6.5	5.4	22.2	59.2
Medium	5.9	9.2	4.7	19.0	61.1
High	3.0	11.1	6.0	23.3	56.6
Finances					
--	12.4	0.9	4.1	18.4	64.3
-	7.4	8.7	3.3	16.7	63.9
o	6.0	9.3	5.4	23.2	56.1
+	4.5	10.1	5.4	20.4	59.6
++	4.3	9.6	5.4	20.9	59.9
Age					
18-29	13.7	2.5	7.4	17.0	59.5
30-59	5.4	11.5	6.6	23.4	53.2
60+	4.9	8.6	4.6	19.9	62.1
Gender					
Daughter-mother	9.1	15.6	5.8	23.2	46.2
Daughter-father	4.7	8.4	5.5	21.9	59.6
Son-mother	3.8	6.9	4.5	21.2	63.7
Son-father	2.8	6.3	4.7	17.2	69.0
Migration					
1st generation	4.8	4.7	5.6	23.4	61.6
2nd generation	4.8	11.8	4.3	21.9	57.2
No migration	5.4	10.9	5.4	20.1	58.2
Region					
German	4.7	9.7	5.6	20.5	59.6
French	5.8	9.7	4.5	23.7	56.4
Italian	9.7	4.8	3.9	15.2	66.4
All	5.1	9.4	5.3	21.0	59.2

Source: SwissGen. 6,822 cases, per cent, weighted.

Table A52: Received money (parents alive)

	No	Up to 500 CHF	Up to 1,000 CHF	Up to 5,000 CHF	5,000 CHF or more
Education					
Low	68.7	18.4	6.5	4.2	2.3
Medium	52.4	30.0	8.6	6.4	2.5
High	47.0	34.7	8.3	6.3	3.8
Finances					
--	64.8	18.0	5.5	7.4	4.3
-	63.9	21.6	5.6	6.7	2.2
o	55.9	27.3	9.0	5.6	2.1
+	48.4	34.4	8.8	5.4	3.0
++	45.6	35.2	7.1	7.8	4.4
Age					
18-29	34.8	36.1	12.9	12.0	4.2
30-59	57.0	30.1	6.4	4.0	2.4
60+	66.7	18.5	5.8	3.7	5.4
Gender					
Daughter-mother	44.6	36.5	9.7	6.6	2.6
Daughter-father	50.4	32.4	7.2	6.6	3.4
Son-mother	52.7	30.0	8.5	5.9	3.0
Son-father	57.0	26.0	7.5	6.0	3.5
Migration					
1st generation	61.5	26.7	7.1	3.1	1.7
2nd generation	46.2	31.4	10.9	7.7	3.9
No migration	46.7	34.2	8.0	7.5	3.6
Region					
German	50.6	32.6	7.6	6.0	3.2
French	53.4	27.7	9.8	6.7	2.5
Italian	59.6	22.3	8.8	5.3	4.0
All	51.6	31.1	8.2	6.1	3.1

Source: SwissGen. 11,032 cases, per cent, weighted.

Table D52: Received money (parents deceased)

	No	Up to 500 CHF	Up to 1,000 CHF	Up to 5,000 CHF	5,000 CHF or more
Education					
Low	93.6	3.8	0.9	1.2	0.5
Medium	83.8	8.8	3.0	2.0	2.4
High	78.8	10.3	4.3	2.8	3.8
Finances					
--	87.1	11.0	0.0	0.7	1.2
-	88.1	6.6	1.9	1.3	2.1
o	86.3	7.5	2.3	2.2	1.8
+	82.4	9.5	3.1	2.4	2.6
++	81.9	8.4	4.3	2.2	3.2
Age					
18-29	80.9	9.8	3.6	0.0	5.8
30-59	79.7	12.1	3.8	1.9	2.5
60+	85.9	6.7	2.7	2.3	2.4
Gender					
Daughter-mother	83.8	9.3	3.3	2.2	1.4
Daughter-father	83.1	9.6	3.1	1.8	2.5
Son-mother	84.6	7.0	3.0	2.1	3.3
Son-father	84.5	7.7	2.4	2.7	2.7
Migration					
1st generation	87.0	7.7	2.3	1.6	1.6
2nd generation	80.2	9.6	2.3	4.3	3.7
No migration	83.3	8.5	3.5	2.0	2.7
Region					
German	84.5	8.3	2.5	2.0	2.6
French	81.9	9.0	4.6	2.7	1.9
Italian	84.0	8.1	4.4	1.1	2.4
All	83.9	8.4	3.1	2.1	2.5

Source: SwissGen. 6,904 cases, per cent, weighted.

Table A53: Given money (parents alive)

	No	Up to 500 CHF	Up to 1,000 CHF	Up to 5,000 CHF	5,000 CHF or more
Education					
Low	62.2	26.1	7.3	3.8	0.6
Medium	56.6	34.8	5.3	2.9	0.5
High	47.6	40.6	6.7	4.0	1.1
Finances					
--	69.9	20.6	9.1	0.1	0.4
-	66.4	24.5	5.9	2.8	0.4
o	55.5	34.3	6.4	3.4	0.4
+	50.9	39.1	5.4	3.8	0.8
++	47.6	41.2	6.1	3.8	1.3
Age					
18-29	48.4	42.7	5.3	2.6	0.9
30-59	54.2	34.8	6.4	3.9	0.7
60+	60.0	29.7	6.3	3.0	1.0
Gender					
Daughter-mother	44.7	43.2	7.4	3.8	0.9
Daughter-father	55.1	37.6	4.4	2.3	0.6
Son-mother	51.5	35.6	7.3	4.6	1.0
Son-father	61.9	29.6	4.7	3.2	0.6
Migration					
1st generation	48.2	34.3	10.2	6.3	1.1
2nd generation	55.3	37.5	4.3	2.1	0.8
No migration	55.3	38.0	4.0	2.1	0.6
Region					
German	53.1	36.7	5.9	3.5	0.8
French	51.5	37.5	6.8	3.6	0.6
Italian	63.9	28.9	4.0	2.2	1.0
All	53.1	36.6	6.1	3.5	0.8

Source: SwissGen. 11,057 cases, per cent, weighted.

Table D53: Given money (parents deceased)

	No	Up to 500 CHF	Up to 1,000 CHF	Up to 5,000 CHF	5,000 CHF or more
Education					
Low	83.0	8.2	4.5	3.0	1.3
Medium	82.0	11.0	3.6	2.3	1.1
High	75.5	15.9	4.6	2.2	1.9
Finances					
--	71.1	15.8	11.5	0.4	1.3
-	81.1	10.6	4.4	3.9	0.0
o	80.2	11.7	4.1	2.6	1.5
+	78.9	12.9	4.1	2.9	1.2
++	80.8	12.1	3.7	1.6	1.9
Age					
18-29	82.6	17.4	0.0	0.0	0.0
30-59	75.3	15.5	3.9	3.3	2.0
60+	82.1	10.6	4.2	2.0	1.2
Gender					
Daughter-mother	74.8	14.8	6.4	2.7	1.3
Daughter-father	82.9	12.6	2.5	1.6	0.3
Son-mother	76.3	11.5	5.0	3.8	3.4
Son-father	84.7	8.9	3.1	2.1	1.2
Migration					
1st generation	71.2	12.4	7.9	5.7	2.7
2nd generation	80.8	10.0	4.6	3.2	1.5
No migration	83.1	12.4	2.6	1.0	0.9
Region					
German	82.0	11.1	3.1	2.4	1.4
French	73.5	16.0	6.9	2.2	1.5
Italian	80.2	9.9	6.1	2.7	1.1
All	80.0	12.2	4.1	2.4	1.4

Source: SwissGen. 6,898 cases, per cent, weighted.

Table A54: Inheritance parents (parents alive)

	No	Up to 5,000 CHF	Up to 50,000 CHF	Up to 250,000 CHF	250,000 CHF or more
Education					
Low	85.0	6.3	6.8	1.6	0.4
Medium	74.9	7.5	9.0	5.8	2.9
High	63.7	7.1	12.6	10.4	6.2
Finances					
--	77.3	12.3	5.1	4.4	1.0
-	84.3	5.8	5.9	3.3	0.7
o	78.8	6.3	8.2	4.3	2.4
+	69.0	8.3	11.2	7.9	3.5
++	59.1	6.8	13.8	12.0	8.4
Age					
18-29	80.2	5.2	7.2	5.1	2.2
30-59	68.4	8.1	11.2	7.9	4.4
60+	55.9	8.1	15.0	11.3	9.7
Gender					
Daughter-mother	67.5	8.2	11.9	7.5	4.9
Daughter-father	76.5	6.0	9.0	5.1	3.4
Son-mother	69.7	7.2	10.8	8.1	4.3
Son-father	71.3	7.8	9.2	8.3	3.4
Migration					
1st generation	79.9	6.4	7.4	4.6	1.7
2nd generation	78.5	5.8	7.4	5.0	3.3
No migration	60.7	8.6	13.9	10.5	6.3
Region					
German	65.2	9.0	12.5	8.6	4.6
French	85.1	3.5	5.0	3.9	2.6
Italian	80.0	3.2	7.3	6.5	3.0
All	71.2	7.3	10.3	7.3	4.0

Source: SwissGen. 7,925 cases, per cent, weighted.

Table D54: Inheritance parents (parents deceased)

	No	Up to 5,000 CHF	Up to 50,000 CHF	Up to 250,000 CHF	250,000 CHF or more
Education					
Low	85.7	6.1	5.8	2.3	0.1
Medium	72.6	9.3	10.2	5.7	2.2
High	59.6	7.6	13.9	10.8	8.2
Finances					
--	86.8	3.6	7.7	1.8	0.1
-	78.0	9.9	5.1	4.7	2.3
o	79.4	7.6	7.2	4.5	1.3
+	69.4	8.6	10.5	7.2	4.4
++	61.4	8.4	14.9	9.2	6.2
Age					
18-29	95.1	0.0	3.1	1.7	0.0
30-59	68.7	9.0	9.5	8.0	4.9
60+	71.6	8.0	11.1	6.1	3.2
Gender					
Daughter-mother	70.4	10.7	9.3	6.1	3.6
Daughter-father	77.9	5.1	9.5	5.0	2.6
Son-mother	62.5	10.8	13.0	8.5	5.2
Son-father	70.0	7.6	10.4	7.8	4.2
Migration					
1st generation	80.3	6.9	6.8	3.8	2.2
2nd generation	73.5	6.7	9.0	5.4	5.5
No migration	66.2	9.0	12.6	8.1	4.0
Region					
German	69.5	8.8	11.0	7.0	3.8
French	73.9	6.4	10.0	6.2	3.6
Italian	78.2	9.0	5.4	4.0	3.5
All	70.9	8.2	10.5	6.7	3.7

Source: SwissGen. 5,573 cases, per cent, weighted.

Table A55: Expected inheritance (parents alive)

	No	Up to 5,000 CHF	Up to 50,000 CHF	Up to 250,000 CHF	250,000 CHF or more
Education					
Low	76.2	9.5	9.4	2.7	2.2
Medium	60.1	8.8	16.1	10.7	4.4
High	44.4	6.3	20.9	18.6	9.9
Finances					
--	81.2	8.5	7.3	1.2	1.8
-	74.7	6.9	10.5	5.0	2.9
o	65.6	8.6	13.9	8.2	3.7
+	46.9	9.3	21.3	15.9	6.7
++	43.6	4.6	20.0	20.1	11.8
Age					
18-29	48.9	11.5	18.8	13.4	7.5
30-59	57.2	6.3	17.0	13.3	6.2
60+	50.0	9.8	16.0	14.6	9.5
Gender					
Daughter-mother	56.2	9.4	17.5	10.7	6.3
Daughter-father	58.5	8.3	17.6	9.3	6.3
Son-mother	53.1	6.6	17.6	16.3	6.5
Son-father	50.8	6.1	17.2	17.3	8.6
Migration					
1st generation	64.4	6.6	14.1	11.4	3.6
2nd generation	54.2	8.0	18.2	12.6	7.0
No migration	47.3	8.5	20.0	14.9	9.3
Region					
German	54.9	7.8	17.7	13.0	6.6
French	54.8	7.3	16.9	14.0	7.0
Italian	58.0	8.5	13.7	15.7	4.2
All	55.0	7.7	17.3	13.4	6.6

Source: SwissGen. 6,914 cases, per cent, weighted.

Table D55: Received inheritance (parents deceased)

	No	Up to 5,000 CHF	Up to 50,000 CHF	Up to 250,000 CHF	250,000 CHF or more
Education					
Low	65.4	15.5	14.2	4.6	0.3
Medium	52.2	14.0	19.8	10.8	3.2
High	40.2	10.2	21.5	18.6	9.5
Finances					
--	72.4	12.6	11.4	3.7	0.0
-	64.2	14.4	13.3	6.8	1.3
o	60.4	14.0	17.8	6.7	1.1
+	50.3	12.9	19.8	12.5	4.6
++	37.2	12.0	22.1	19.6	9.2
Age					
18-29	57.4	3.7	19.5	9.4	10.1
30-59	57.0	10.9	16.9	10.9	4.4
60+	47.8	14.0	20.4	12.9	4.9
Gender					
Daughter-mother	48.2	15.9	19.0	12.0	4.9
Daughter-father	56.0	11.1	18.8	10.2	3.9
Son-mother	44.9	14.5	20.6	13.8	6.2
Son-father	52.5	10.2	18.8	13.7	4.9
Migration					
1st generation	70.2	10.1	13.2	4.8	1.6
2nd generation	49.5	11.9	17.5	14.4	6.7
No migration	43.6	13.9	22.0	14.9	5.7
Region					
German	49.1	13.0	20.1	12.9	4.9
French	54.2	12.3	17.4	11.6	4.5
Italian	60.7	14.1	15.2	5.6	4.4
All	50.8	12.9	19.3	12.3	4.8

Source: SwissGen. 6,791 cases, per cent, weighted.

Table A56: Received large gift (parents alive)

	No	Up to 5,000 CHF	Up to 50,000 CHF	Up to 250,000 CHF	250,000 CHF or more
Education					
Low	84.4	11.1	3.8	0.2	0.5
Medium	73.0	14.3	9.1	3.1	0.5
High	63.9	14.6	14.9	4.7	2.0
Finances					
--	78.9	9.8	9.6	1.7	0.0
-	81.2	13.8	3.6	1.2	0.2
o	74.7	13.8	9.1	2.1	0.3
+	67.1	15.8	12.6	3.4	1.2
++	64.7	12.3	14.0	6.3	2.6
Age					
18-29	75.2	16.9	7.1	0.6	0.2
30-59	68.5	13.1	12.6	4.4	1.4
60+	63.6	10.5	15.9	7.2	2.7
Gender					
Daughter-mother	68.5	14.6	11.8	4.2	1.0
Daughter-father	70.2	14.4	11.1	2.9	1.4
Son-mother	70.3	13.9	11.2	3.5	1.2
Son-father	70.1	13.5	11.6	3.4	1.4
Migration					
1st generation	76.4	12.7	7.9	2.3	0.7
2nd generation	68.5	15.2	11.6	3.5	1.3
No migration	66.4	14.5	13.3	4.3	1.5
Region					
German	68.7	14.7	12.0	3.5	1.1
French	72.9	12.8	9.6	3.3	1.5
Italian	79.3	9.5	6.0	4.5	0.7
All	70.1	14.1	11.2	3.5	1.2

Source: SwissGen. 10,962 cases, per cent, weighted.

Table D56: Received large gift (parents deceased)

	No	Up to 5,000 CHF	Up to 50,000 CHF	Up to 250,000 CHF	250,000 CHF or more
Education					
Low	86.6	7.2	4.9	1.3	0.1
Medium	77.8	10.5	7.5	3.2	1.1
High	68.9	10.4	12.1	6.3	2.3
Finances					
--	85.1	5.6	5.4	4.0	0.0
-	85.7	6.6	5.9	1.1	0.7
o	83.7	8.7	5.2	2.4	0.1
+	73.5	11.5	10.1	3.6	1.3
++	70.3	10.0	10.9	6.2	2.6
Age					
18-29	79.9	12.2	5.5	2.3	0.0
30-59	75.1	10.6	9.4	3.7	1.3
60+	77.1	9.5	8.2	4.0	1.3
Gender					
Daughter-mother	78.6	9.1	7.0	4.5	0.8
Daughter-father	77.4	10.0	8.0	3.7	0.9
Son-mother	73.5	10.7	10.3	3.7	1.8
Son-father	75.4	9.5	9.6	3.6	1.9
Migration					
1st generation	81.3	9.3	6.1	2.7	0.7
2nd generation	73.7	9.3	8.4	5.8	2.7
No migration	75.0	10.2	9.5	4.1	1.3
Region					
German	76.8	10.2	8.5	3.7	0.9
French	75.1	9.2	9.1	4.4	2.3
Italian	77.8	8.9	7.0	5.2	1.2
All	76.4	9.9	8.5	3.9	1.3

Source: SwissGen. 6,873 cases, per cent, weighted.

Table A57: Expected large gift (parents alive)

	No	Up to 5,000 CHF	Up to 50,000 CHF	Up to 250,000 CHF	250,000 CHF or more
Education					
Low	90.5	6.5	1.6	0.4	1.0
Medium	88.1	5.2	4.4	1.9	0.4
High	87.4	4.3	4.4	2.9	1.0
Finances					
--	90.5	6.3	2.3	0.0	0.9
-	93.6	2.8	3.1	0.1	0.3
o	90.0	5.8	2.9	1.0	0.3
+	85.6	5.5	5.2	3.0	0.6
++	87.3	3.6	4.5	3.2	1.4
Age					
18-29	81.8	9.7	5.6	2.1	0.9
30-59	89.9	3.3	3.8	2.3	0.6
60+	92.3	3.6	1.0	1.7	1.5
Gender					
Daughter-mother	88.6	5.7	3.7	1.5	0.5
Daughter-father	87.0	5.4	4.9	1.9	0.9
Son-mother	89.6	4.0	3.4	2.2	0.8
Son-father	86.4	4.8	4.6	3.3	0.9
Migration					
1st generation	88.9	4.9	4.0	1.9	0.3
2nd generation	84.9	6.5	4.8	3.3	0.6
No migration	88.5	4.5	4.0	2.0	1.1
Region					
German	89.3	4.6	3.6	2.0	0.5
French	84.0	6.0	5.8	2.8	1.4
Italian	88.1	4.7	3.1	3.6	0.5
All	88.0	5.0	4.1	2.2	0.7

Source: SwissGen. 8,928 cases, per cent, weighted.

Table D57: Year of passing away (parents deceased)

	1942–1980	1981–1990	1991–2000	2001–2010	2011–2018
Education					
Low	21.9	18.4	22.5	19.8	17.4
Medium	14.6	14.9	22.6	24.1	23.9
High	8.9	13.0	19.8	27.0	31.3
Finances					
--	11.3	18.2	17.2	29.4	23.9
-	12.6	15.6	24.3	24.7	22.8
o	12.7	15.4	21.3	24.6	26.1
+	13.3	13.0	20.6	24.1	29.0
++	15.7	14.9	22.7	24.4	22.3
Age					
18–29	0.0	0.0	0.0	5.1	95.0
30–59	0.6	5.4	15.0	32.0	47.1
60+	20.2	19.3	24.9	21.1	14.6
Gender					
Daughter-mother	9.6	13.5	24.0	26.9	26.1
Daughter-father	19.3	17.0	19.9	22.3	21.6
Son-mother	9.5	12.4	21.3	25.5	31.4
Son-father	15.0	16.3	21.7	23.2	23.8
Migration					
1st generation	11.3	12.9	18.4	22.7	34.7
2nd generation	9.2	11.7	19.6	27.2	32.2
No migration	15.6	16.1	23.3	24.3	20.7
Region					
German	14.0	15.4	21.4	24.8	24.4
French	13.9	12.8	22.7	23.0	27.6
Italian	14.8	16.2	19.6	24.2	25.3
All	14.0	14.9	21.7	24.4	25.1

Source: SwissGen. 7,150 cases, per cent, weighted.

This book offers essential information on relations between adults and their parents. How well do the generations get along with one another? What kinds of support do adults provide to their parents, and how much do parents give to their adult children? How often does tension or conflict arise? What impact do education, finances, age, gender, migration and region have on intergenerational relationships? The study examines both current relationships with living parents and past ties to mothers and fathers who have passed away.

The empirical basis is SwissGen, a representative survey of intergenerational relations in Switzerland. This book forms a tandem with the analysis volume, which examines central generational issues in depth ("Generationen zwischen Konflikt und Zusammenhalt" / "Generations between Conflict and Cohesion"). The analysis volume offers key findings, whereas the volume at hand documents all questions and answers of the survey. This includes the numbers on which the figures in the analysis volume are based. Moreover, the data volume is a general reference book for all SwissGen results and provides basic information on the research project.

The study was conducted under the direction of Marc Szydlik at the Department of Sociology at the University of Zurich. The core research team consists of Ronny König, Bettina Isengard, Klaus Haberkern, Christoph Zangger, Tamara Bosshardt and Marc Szydlik.

